

Rolemaster Companion IV™



Supplemental rules, magic, and optional rules
for Rolemaster™, I.C.E.'s classic
fantasy role playing game system.

| | |
|---|----|
| 1.0 INTRODUCTION | 3 |
| 2.0 OPTIONAL PROFESSION "LAWS" | |
| 2.1 Arcist (JC) | 4 |
| 2.2 Astral Traveller (MH) | 5 |
| 2.3 Houri (CC) | 6 |
| 2.4 Enchanter (DG) | 7 |
| 2.5 Leader (TT) | 7 |
| 3.0 OPTIONAL ARMS "LAWS" | |
| 3.1 Movement Pace Anomalies (TT) | 8 |
| 3.2 Morale (TT) | 8 |
| 3.3 Moving Maneuver Fumbles (TT) | 9 |
| 3.4 New Difficulties for Maneuvers (TT) | 11 |
| 3.5 RMCI Initiative System Revisited (JL) | 11 |
| 3.6 Attacking to Subdue (TC) | 13 |
| 3.7 Stalk & Hide Vs Perception (RW) | 13 |
| 3.8 Breaking "150" Revisited (RW) | 13 |
| 3.9 Shield Bashes (AD) | 14 |
| 3.10 An Activity Point Based Turn Sequence (RW) | 15 |
| 3.11 A Revised Combat Sequence (AD) | 18 |
| 4.0 OPTIONAL SPELL "LAWS" | |
| 4.1 Unique Spells (MCK) | 22 |
| 4.2 PP Undercasting (AD) | 22 |
| 4.3 Ritual Magic Revisited (HP) | 23 |
| 4.4 Additional Base Lists (DG) | 23 |
| 4.5 Spell Catalysts (MCK) | 24 |
| 4.6 Channeling Power Points (MH) | 25 |
| 4.7 Learning Essence Spells (MH) | 26 |
| 4.8 Individual Spell Development Revisited (KK) | 26 |
| 4.9 Multiple Spell List Development (AD) | 26 |
| 4.10 One Roll Spell Resolution (CC) | 26 |
| 5.0 OPTIONAL SKILLS/STATS "LAWS" | |
| 5.1 Extended Stat Gains (MH) | 28 |
| 5.2 High Strength Abilities (AD) | 28 |
| 5.3 Meditation as a Single Skill (AD) | 29 |
| 5.4 Maintaining Adrenals (AD) | 29 |
| 5.5 Modified Frenzy (AD) | 29 |
| 5.6 Using Spell Mastery for Research (AD) | 30 |
| 5.7 Skills for Very Old Characters (HP&MB) | 30 |
| 5.8 Magical Languages (AD) | 32 |
| 5.9 A Two Weapon Combo Option (EA) | 33 |
| 5.10 Adrenal Defense With Equipment (AC) | 34 |
| 5.11 New Skills (MCK, DA, AD) | 34 |
| 5.12 Molding Skills (SL, PC) | 35 |
| 5.13 Level Bonuses For Non-Standard Skills (AD) | 36 |
| 5.14 New Uses for Old Skills (MCK, JL) | 36 |
| 6.0 OPTIONAL CHARACTER DEVELOPMENT "LAWS" | |
| 6.1 Selectable Background Options (AD) | 37 |
| 6.2 Spicing up PC/NPC Backgrounds (AD) | 41 |
| 6.3 Starting Language Ranks (AD) | 44 |
| 6.4 Quick NPC Generation (AD) | 45 |
| 7.0 OPTIONAL MISCELLANEOUS "LAWS" | |
| 7.1 Alignment (AC) | 47 |
| 7.2 Equipment Pricing (CC) | 48 |
| 7.3 Item Quality Based on Skill (MB) | 50 |
| 7.4 Uses of Stress Criticals (AD) | 50 |
| 7.5 Rations & Life Status (TT) | 51 |
| 7.6 Omens & Phenomena (MCK) | 52 |
| 7.7 Powder & Steel — Firearms for FRP (AD) | 54 |
| 7.8 Exhaustion Points (AD) | 55 |

8.0 SPELL LISTS

| | |
|---|----|
| 8.1 Astral Traveller Base Lists (MH) | |
| 8.1.1 Outer Plane Law | 56 |
| 8.1.2 Elemental Travel | 57 |
| 8.1.3 Elemental Summons | 58 |
| 8.1.4 Xeno-Lores | 59 |
| 8.2 Houri Base Lists (CC) | |
| 8.2.1 Kisses | 60 |
| 8.2.2 Influences | 60 |
| 8.2.3 Alluring Ways | 61 |
| 8.2.4 Houri's Change | 61 |
| 8.3 Enchanter Base Lists (DG) | |
| 8.3.1 Illusion Law | 62 |
| 8.3.2 Enchanting Law | 62 |
| 8.4 Miscellaneous Base Lists (MCK) | |
| 8.4.1 Arachnecancy (MCK) | 63 |
| 8.4.2 Foul Changes I (MCK) | 64 |
| 8.4.3 Foul Changes II (MCK) | 65 |
| 8.4.4 Enrichment (TT) | 66 |
| 8.5 Open and Closed Lists (MCK) | |
| 8.5.1 Pleasures (Open All Realms) | 67 |
| 8.5.2 Mind's Grip (Open Mentalism) | 68 |
| 8.5.3 Weapon Allocations (Open Essence) | 69 |
| 8.5.4 Counterspells (Closed Essence) | 70 |
| 8.6 Arcane Lists (MCK) | |
| 8.6.1 Acid Law | 71 |
| 8.6.2 Sonic Law | 72 |

9.0 INDIVIDUAL SPELLS (MCK)..... 73

10.0 RM OPTIONS CHECK LIST 76

11.0 SPELL & SPELL LIST INDEX 83



1.0 INTRODUCTION

The *Rolemaster Companion IV (RMCIV)* is the fourth of a collection of optional rules and spell lists for the *Rolemaster* fantasy role playing system. Optional is the key word here; a Gamemaster should carefully examine each section of material before using it in his world or campaign. This material runs the gamut from play aids that simply make the standard game mechanics easier to handle to **very high** powered spells and optional rules. Most GMs should not and will not use everything in *RMCIV*; there is just too big a diversity in style and power level. Carefully examine each section of material before using it in your world or campaign.

The *RMCIV* includes a wide variety of material because different role players want different things from a role playing system. Some GMs run a low powered tightly structured game; such GMs probably find that much of the material in this product will not be appropriate for their game unless they modify and experiment with it. At the other end of the spectrum, some GMs run a high powered or loosely structured game; such GMs will probably use most of the material in this product and modify it and extend it and wish that there were more 75th level spells. Most GMs fall in between these two extremes; they will use some of the material, ignore some of it, and modify the rest. The thing to keep in mind is that this is a commercial product. As a company, ICE has to appeal to a large audience and provide material that can be used by most of the customers that use our systems.

Players should keep the above discussion in mind when reading *RMCIV*; some of this material may not be appropriate for your Gamemaster's game. The GM must decide which parts of this material will be used in his world — not the players. The GM should always be the authority in any role playing session that involves his world. The manner in which a GM interprets, modifies, excludes, or includes rules and guidelines is entirely up to him (or her). This is true for the standard rules as well as a set of optional rules, such as *RMCIV*. A Gamemaster should never feel that the rules are an etched-in-concrete, unbreakable, unbendable, absolutely fixed system; they are provided to help the GM develop, manage, and run his world.

On the other hand, the Gamemaster has an obligation to his players to make clear what the physical laws of his world entail (i.e., the game mechanics). As efficiently as possible, the GM should indicate what rules and guidelines are being used and which ones have been modified or changed. To help a GM achieve these goals, Section 10.0 provides a complete Options Checklist covering all of the options presented in *Rolemaster* and the *Companions*.

In addition, a GM must strive to be consistent in his decisions and in his interpretations of the rules. Without consistency, the players will eventually lose trust and confidence in the GM's decisions and his game. When this happens a FRP game loses much of its pleasure and appeal. Both GM and players must cooperate to have a successful FRP game.

1.1 NOTATION

The material in *RMCIV* uses the standard notation from the *Rolemaster* products: *Arms Law (AL)*, *Spell Law (SL)*, *Character Law & Campaign Law (ChL&CaL)*, etc. Those products should be consulted for specific references; for example, the spell lists all use *SL* abbreviations and notation in the spell descriptions. Section 10.0 uses an abbreviated notation for the *Rolemaster Companions*: *RI*, *RII*, *RIII*, and *RIV*.

1.2 DESIGNER NOTES

Rolemaster (ChL&CaL, AL, SL, and C&T) is a system that provides a tight set of core rules for experienced role players. It is a system that was designed to allow easy modification and expansion by individual GMs so that it would be more appropriate for each GM's campaign. Our design philosophy here at ICE is to keep the core rules as the base system and to present any "improvements" and expansions in the form of Optional Rules. This means that GMs who find the core rules sufficient can ignore the Optional Rules, while other GMs have a wide selection of variants and interesting options for their worlds.

Character Law & Campaign Law has a set of these Optional Rules that were developed between the publication of the original *Character Law* and the publication of *ChL&CaL*. *Rolemaster Companion (I)* is a set of Optional Rules developed after *ChL&CaL*; most of this material was designed by Mark Colborn for his own game and then developed and published by ICE. Similarly, *RMCII* was primarily designed by Mike Carlyle, Singh Khanna, and Art Ridley, and then developed by ICE. *Rolemaster Companion III* was gathered from a wider variety of sources: ICE and 10 other designers.

Rolemaster Companion IV is a collection of optional rules, professions, and spell lists from a world-wide variety of sources; you could call *RMCIV* the *International Companion*. It has contributions from Sweden, Germany, Italy, Ireland, England, the Channel Isles, the Peace Corps, and of course the United States — *Rolemaster* has become a truly international game (there are even translations in French and German).

The initials given below are used in the Table of Contents to indicate which authors contributed which sections.

| | | |
|-----|--|---------------------------|
| EA | Ephraim Ames | (California) |
| DA | Darrin Anderson | (Illinois) |
| MB | Martin Blayney | (England) |
| TC | Todd Caldwell | (Wisconsin) |
| AC | Alessandro Canevese | (Italy) |
| JC | Jason Coggins | (North Carolina) |
| MCK | Monte Cook | (South Dakota) |
| CC | Carl Cramer & Markus Kaipainen | (Sweden) |
| AD | Andrew Durston | (New Jersey) |
| DG | Des Garrett | (Ireland) |
| MH | Maik Henneback | (Germany) |
| KK | Kevin Knight | (Kentucky) |
| SL | Simon Matthew LaPennec | (Channel Islands) |
| JL | Joel Lovell | (California) |
| HP | Hywel Phillips | (England) |
| TT | Tim Taylor | (Ohio) |
| RW | Ryan Workman | (Ohio) |
| PC | John Geering, Nanette Swane, Mary Sue Sroda, Anna Gaultney | (Peace Corps in Honduras) |

Note: For readability purposes, these rules use the standard masculine pronouns when referring to persons of uncertain gender. In such cases, these pronouns are intended to convey the meanings: he/she, her/him, etc.

OPTIONAL PROFESSION "LAWS"

2.1 ARCIST

The Arcist is a variant profession of *Archmage*. The Arcist combines all three realms of power (Channeling, Essence, and Mentalism). Like the Archmage, the Arcist harkens back to the days before magic was divided. The Arcist always operates as a pure spell user in all three realms; he is never in a different realm. The Arcist spell bonus items (adders and multipliers) cost four times normal.

Note: Warning! *This profession can be very powerful. This profession should only be used if the "Individual Spell Development" rules in RMCIII 4.5 are used.*

This profession was designed to use the Individual Spell Development method presented in RMCIII 4.5. The Arcist "composes" his "base spell lists" from all other spells used in the game. Whenever an Arcist learns a spell (see RMCIII 4.5), he must assign the spell to one of his "Arcist Base Lists". Since a list may normally have only one spell at each level, the number of spells that the Arcist can learn is limited by how many "base lists" he is allowed.

It is highly recommended that the Gamemaster limit the total number of Arcist Base Lists (eight is recommended). It is also recommended that the Gamemaster limit the number of spell lists which the Arcist can "improve" (see RMCIII 4.5) each time he gains a level (three is recommended).

Example: *If the above recommended limitations are used, an Arcist can never have more than eight Base Lists (i.e., he can never learn more than eight spells of the same level). In addition, an Arcist can never improve more than three Base Lists each time he advances a level (i.e., all spells they learn must be assigned to only three of his base lists).*

Listed below are several options for use in the composition of the Arcist's Base Spell Lists.

Option 1: When an Arcist has enough development points to attain a spell of a given level the Arcist may choose any spell of the given level from any spell list to serve as his attained spell. For example, when an Arcist has spent four development points to attain a first level spell (consult chart 1) the Arcist may choose any first level spell from any spell list to serve as a first level spell on one of his Base Spell lists.

Option 2: As Option 1 except the Gamemaster must approve of every spell chosen.


Option 3: The Gamemaster may set a limit on the total number of spell lists which the Arcist can choose from

Option 4: The Gamemaster may limit the Arcist's choices to a particular set of spell lists.

Option 5: The Gamemaster may forbid the Arcist to choose from certain spell lists.

| SPELL DEVELOPMENT COST | |
|------------------------|------------------------------|
| Pick Type | Development Points per Spell |
| A | — |
| B | 4 * |
| C | — |
| D | 8 * |
| E | 16 / 32 / 64 |

The Arcist may leave a blank "slot" on his spell list at a cost of 2 Development points per blank "slot." This is cumulative for consecutive "slots" (see RMCIII 4.5).



| | |
|--|--|
| Weapon Skills: 10; 20; 20; 20; 20; 20 | |
| Maneuvering In Armor Soft Leather 10 Rigid Leather 14 Chain 20 Plate 20 | Magical Skills: Spell Lists See Above Runes 2/5 Staves & Wands 2/5 Channeling 2/5 Directed Spells 2/6 |
| Special Skills: Ambush 10 Linguistics 1/* Adrenal Moves 7 Adrenal Defense 20 Martial Arts 10 Body Development 10 | General Skills: Climbing 10 Swimming 5 Riding 5 Disarm Traps 12 Picking Locks 12 Stalk and Hide 8 Perception 4 |
| Other Skills: All other skills use the Archmage development point costs. Level Bonuses: All level bonuses are equal to the Archmage's level bonuses. Prime Requisites: Pr/In/Em | |

2.2 ASTRAL TRAVELLER

The Astral Traveller is a hybrid spell user of the Realms of Essence and Mentalism. He specializes in contacting other Dimensions, and is capable of travelling to worlds that normal human beings cannot reach and survive in.

Note: This profession should only be used in a world system with other planes of existence, especially elemental planes. The description of this profession does not refer to the Elemental Companion, but the material in that product can be used to supplement this treatment of the Astral Traveller.

The abilities and knowledge of this profession have to be learned at an early age, therefore background points should be reduced by 1-3 (GM discretion or roll). The training monasteries for Astral Travellers are often feared by normal folk, as they are often places of contact with beings from other dimensions — perhaps including Demons.

Option: An Astral Traveller may be required to choose one main element as his focus at first level. The members of the different “elemental schools” can be distinguished by the color of their robes — Red-Fire; White-Ice; Yellow-Light; Black-Dark; Brown-Earth; Dark Blue-Water; Blue-Air.

ASTRAL TRAVELLER BASE SPELL LISTS

Ethereal Mastery (Arcane, *RMCI* 3.1.4)

Elemental Summons (Arcane, *RMCI* 10.6.1)

Elemental Travel — Allows one to summon beings and raw elemental materials from the elemental planes.

Outer Plane Law — Allows one to travelling the other “planes”; and deals with the summoning beings from other planes.

Xeno-Lores — Deals with gathering knowledge of other planes and with communication with the inhabitants of other planes.


Elemental Law — This list is identical to the Magician base lists that corresponds to the element that the Astral Traveller chooses as his “focus” (i.e., Fire, Ice, Earth, Water, Light, or Air). If his focus is Dark, this list is identical to Dark Law (Necromancer base list).

Other Lists Dealing With the Focus Element — These lists (zero, one, or two) should be related to the element chosen and should be decided on by the player and the GM. If the *Elemental*

Companion is used, we suggest that Closed Elemental spell lists be chosen (see *EC* 4.0). If the *EC* is not used, spell lists can be chosen from other *Rolemaster* spell lists: for example, Mana Fires for Fire, Metal Lore or Stone Lore for Earth, Light Molding for Light, etc.

Like the Shaman, the Astral Traveller only chooses 2-4 additional Base Lists; this depends upon how many lists he chooses that deal with his focus element (see above).

| | |
|--|--|
| Weapon Skills: 9; 20; 20; 20; 20; 20 | |
| Maneuvering in Armor: Soft Leather 9 Rigid Leather 9 Chain 10 Plate 11 | Magical Skills: Spell Lists 1/* Runes 2/5 Staves & Wands 2/5 Channeling 8 Directed Spells 2/6 |
| Special Skills: Ambush 9 Linguistics 1/* Adrenal Moves 5 Adrenal Defense 15 Martial Arts 9 Body Development 8 | General Skills: Climbing 7 Swimming 3 Riding 3 Disarming Traps 8 Picking Locks 8 Stalk & Hide 6 Perception 2 |
| Other skills: Refer to Development Points given below for those skills unique to the Astral Traveller profession. All other skill costs are identical to the Magician’s development point cost. Prime Requisites: Em/Pr | |
| Academic Skills: Xeno-Lores 1/2 | Concentrations Skills: All as a Mystic varies |
| Perception Skills: Sense Reality Warp 1/2 | Magical skills: All as a Mystic varies |
| Level Bonuses: Academic Skills +3 Concentration Skills +2 Magical Skills +1 | Base Spell Casting +2 Directed Spells +1 Social Skills +1 |





2.3 HOURI

A Hourai is a semi spell user of the Realms of Arms and Mentalism who specializes in seduction and the manipulation of members of the opposite sex. Normally, female Hourai are alluring to most humanoid men, while male Hourai are alluring to most humanoid women. However, racial hatred will make this less likely in certain cases (e.g., Orcs hate Elves, so an Elven Hourai would have a hard time seducing a Orc).

The Hourai is a variant profession of Bard.

HOURI BASE SPELL LISTS

- Alluring Ways* *Hourai's Change Influences*
- Kisses*
- Additional Base Lists:** Normally a Hourai may choose one more base list from the ones below. The rest are treated as open lists for the Hourai.
- Lores* (Bard Base) *Mind Mastery* (Closed Mentalism)
- Glamours* (Witch Base) *Mind Subversion* (Evil Ment.)
- Controlling Songs* (Bard Base)

| | |
|---|--|
| Weapon Skills: 3/9, 6, 7, 7, 7, 15 | |
| Maneuvering in Armor: Soft Leather 2/* Rigid Leather 2/* Chain 3/* Plate 5/* | Magical Skills: Spell Lists 4/* Runes 5 Staves and Wands 6 Channeling 13 Directed Spells 10 |
| Special Skills: Ambush 3 Linguistics 1/* Adrenal Moves 2/7 Adrenal Defense 15 Martial Arts 3 Body Development 3/9 | General Skills: Climbing 3/9 Swimming 2/7 Riding 2/7 Disarming Traps 6 Picking Locks 6 Stalk and Hide 2/5 Perception 2/7 |
| Other Skills: Refer to Development Point Costs given to the right for those skills unique to the Hourai profession. All other skill costs are identical to the Bard's development point costs. Prime Requisites: Pr/Me | |

| | |
|--|--|
| Academic Skills: All Skills at Bard's cost or 2/5, whichever is higher | Evaluation Skills: Appraisal 2/5 |
| General Skills: All Skills at Bard's cost or 2/5, whichever is higher | Linguistic Skills: All Skills at Bard's cost or 1/5, whichever is higher |
| Subterfuge Skills: Acting 1/3 Camouflage 2/4 Disguise 1/3 Falsification 2/5 Pick Pockets 1/5 Trickery 1/5 | Social Skills: Diplomacy 1/3 Duping 1/2 Gambling 1/3 Interrogation 1/2 Leadership 1/4 Seduction 1/2/2 |
| Level Bonuses: Social Skills +3 Linguistic Skills +2 Base Spell Casting +1 Deadly Skills +1 | Magical Skills +1 Perception Skills +1 Subterfuge Skills +1 |

2.4 ENCHANTER

The Enchanter is a hybrid spell user who combines the realms of Essence and Mentalism. He usually attempts to dominate and subvert his foes through the use of subtle enchantment. An Enchanter is second only to the Illusionist in the use of illusions. Enchanters and Enchantresses are normally charming and seductive.

ENCHANTER BASE SPELL LISTS

Enchanting Law *Illusion Law*
Spirit Mastery (Closed Essence) *Allurement* (Arcane)
Command Words (Magus Base) *Mind Visions* (Seer Base)
Calm Spirits (Closed Channeling)

Like the Shaman, the Enchanter chooses 3 additional Base Lists.

| | |
|---|---|
| Weapon Skills: 9, 20, 20, 20, 20, 20 | |
| Maneuvering in Armor: Soft Leather 6/* Rigid Leather 7/* Chain 8/* Plate 9/* | Magical Skills: Spell Lists 1/* Runes 2/5 Staves & Wands 1/5 Channelling 8 Directed Spells 2/8 |
| Special Skills: Ambush 6 Linguistics 1/* Adrenal Moves 5 Adrenal Defence 15 Martial Arts 6 Body Development 8 | General Skills: Climbing 7 Swimming 3 Ride 4 Disarm Trap 8 Pick Locks 8 Stalk/Hide 3 Perception 2 |
| Other Skills: Refer to the Development Point Costs given below for those skills unique to the Enchanter profession. All other skill costs are identical to the Mystic's DP cost. Prime Requisites: Pr/Em | |
| Academic Skills: Anthropology 1/4 Demon Lore 2/5 Poison Lore 1/3 Trading Lore 1/4 | Athletic Skills: Dance 1/3 |
| | Deadly Skills: Use/Remove Poison 2/4 |
| Combat Skills: Grappling Hook 5 Missile Artillery 4/7 | Concentration Skills: Body Damage Stab. 3/6 Dowsing 3/7 |
| General Skills: Cookery 1/5 Play Instrument #1 2/4 Play Instrument #2 3/5 Play Instrument #3 3 | Linguistic Skills: Propaganda 1/5 Signalling 2/4 Singing 1/3 Trading 2/6 |
| Social Skills: Duping 1/3 Seduction 1/2 Others as Warlock | Subterfuge Skills: Bribery 1/4 Pick Pockets 3 Others as Illusionist |
| Perception Skills: Lie Perception 1/3 Others as Magician | |
| Level Bonuses: Academic Skills +1 Base Spells +2 Magic Skills +2 Linguistic Skills +2 Social Skills +2 Subterfuge Skills +1 | |

2.5 LEADER

A Leader is a non spell user who specializes in leadership, warfare, and tactical skill. Leaders are often found commanding groups in combat. In some cultures, Leaders are greatly revered. The Leader is a variant profession of Fighter.

| | |
|---|--|
| Weapon Skills: 2/4, 3/7, 3/8, 3/9, 4, 6 | |
| Maneuvering in Armor: Soft Leather 1/* Rigid Leather 1/* Chain 2/* Plate 2/* | Magical Skills: Spell Lists 10 Runes 5 Staves and Wands 7 Channeling 20 Directed Spells 20 |
| Special Skills: Ambush 4 Linguistics 2/* Adrenal Moves 3 Adrenal Defense 20 Martial Arts 3/7 Body Development 1/4 | General Skills: Climbing 4 Swimming 3 Riding 2/4 Disarming Traps 3 Picking Locks 3 Stalk and Hide 2/6 Perception 1/3 |
| Other Skills: Refer to Development Point Costs given below for those skills unique to the Leader profession. All other skill costs are 6 or the cost for a Fighter, whichever is lower. Prime Requisites: Pr/Co | |
| Academic Skills: Administration 1/3 Architecture 2/5 Drafting 2/5 Engineering 2/4 Heraldry 1/4 Mapping 2/4 Military Org. 1/2/2 Mining 2/5 Navigation 2/5 Phil./Rel. Doctrine 1/5 Racial History 1/5 Siege Engineering 1/2/2 Tactics 1/2/2 Weather-watching 2/6 | General Skills: Advertising 2/5 Smithing 2/6 Tactical Games 1/2 |
| | Linguistic Skills: Lip Reading 2/6 Propaganda 1/3 Public Speaking 1/3 Trading 2/5 |
| | Magical Skills: Divination 2/7 PP Development 10 |
| Perception Skills: Detecting Traps 1/4 Read Tracks 1/4 Time Sense 1/4 | Social Skills: Diplomacy 1/5 Interrogation 2/6 Leadership 1/2 |
| Level Bonuses: Arms Law Combat +2 Athletic Skills +2 Body Development +2 Academic Skills +1 Social Skills +2 Perception Skills +1 | |

OPTIONAL ARMS "LAWS"

3.1 MOVEMENT PACE ANOMALIES

Use of the Pace Chart (RM 7.2.1) to determine movement may, on occasion, generate unrealistic results. The problem seems to lie in the assignment of maneuver difficulties for differing rates. Under the present system, characters will be reluctant to move faster than 2x speed (an "easy" maneuver) in order to maximize movement; any greater speed will usually result in considerably less ground covered because it becomes harder.

In a real life situation, a runner would have no qualms about travelling at 5x speed on level ground; and in fact would cover a considerably greater distance than at 2x speed. In other words, 5x pace does not seem to warrant a "hard" maneuver difficulty when executed on an ideal surface. The difficulty would be altered by other terrain, of course: e.g., sand, rough rock, vegetation, etc.)

Let us consider the case of an average man (Qu-50) on a flat running surface. At 1x (no difficulty) or 2x ("easy" difficulty) under the present system he would have little problem achieving full movement or very near to it (80% at 2x movement) with an average roll (i.e., 50). This changes dramatically for the worse the faster the character moves, as seen in the chart below (assumes a zero Agility bonus).

| Pace Mult. | Maneuver Difficulty | Rolls "10" | Rolls "50" | Rolls "100" | Expected Results |
|------------|---------------------|------------|------------|-------------|------------------|
| 1x | none | 50' | 50' | 50' | 50' |
| 1.5x | routine | 60' | 75' | 82' | 75' |
| 2x | easy | 60' | 80' | 100' | 100' |
| 3x | light | 75' | 105' | 150' | 150' |
| 4x | medium | 20' | 60' | 160' | 200' |
| 5x | hard | 12' | 50' | 175' | 250' |

Note especially the odd behavior in the Rolls "10" and Rolls "50" columns as the PC attempts to move faster, but rolls average or worse. When using the standard pace difficulties, players without high Agility bonuses never move faster than 3x speed and seldom faster than 2x.

A GM that wishes to remedy this situation can use the following difficulty assignments:

- 1.5x and 2x speeds are resolved as *Routine* maneuvers
- 3x and 4x speeds are *Easy* maneuvers
- 5x speed is a *Light* maneuver.

| Pace Mult. | Maneuver Difficulty | Rolls "10" | Rolls "50" | Rolls "100" | Expected Results |
|------------|---------------------|------------|------------|-------------|------------------|
| 1x | none | 50' | 50' | 50' | 50' |
| 1.5x | routine | 60' | 75' | 82' | 75' |
| 2x | routine | 80' | 100' | 110' | 100' |
| 3x | easy | 90' | 120' | 150' | 150' |
| 4x | easy | 120' | 160' | 200' | 200' |
| 5x | light | 125' | 175' | 250' | 250' |

3.2 MORALE

When dealing with large numbers of combatants and casualties, considerations of morale become increasingly important. Rarely will a military unit fight to the last man. Usually the morale of the unit will break long before then, forcing a retreat. If sufficiently panicked, the unit may be routed or even destroyed as a coherent entity.

Under these guidelines, every military unit has a Morale Threshold which is equivalent to the percentage casualties the unit has sustained. To determine the Morale Threshold simply divide the number of casualties (dead and seriously wounded) sustained by the unit's full-strength complement (i.e., how many combatants in the unit) and multiply by 100. The resultant percentage is the chance that the unit in question will break.

$$\text{Morale Threshold} = (\text{casualties} \div \text{full-strength complement}) \times 100$$

When the GM determines that a particular unit must undergo a Morale Check (either due to casualties, position, or some other detriment), make a 1-100 roll:

- If the roll is less than 0, the unit suffers a complete breakdown of its cohesiveness as a military unit, usually leading to Surrender.
- If the roll is less than (0.5 x Morale Threshold), the unit Routs (i.e., runs away in a panic). Troops unable to run away surrender.
- If the roll is less than the Morale Threshold, the Morale of the unit breaks, prompting a Retreat. Troops unable to retreat surrender.
- If the roll is greater than or equal to the Morale Threshold, the unit continues fighting.

MORALE CHECK MODIFIERS

A morale check dice roll is modified by the quality of the military unit:

| | |
|---------------------|------|
| Levied Troops | -30 |
| Green Troops | -20 |
| Militia | -10 |
| Normal | +/-0 |
| Veterans | +10 |
| Elite Troops | +20 |
| Guards | +30 |
| Elite Guards | +50 |

RALLYING

Troops with a broken Morale (or those who have routed) may be rallied by a visible leader. Only troops within earshot of the leader may be rallied. Rallying requires a successful Leadership roll and takes at least a minute. Troops with a broken Morale are Hard (-10) to Rally, while routed troops are Extremely Hard (-30). Rallied troops may once again fight normally.

Morale Checks are caused by excessive losses, bad positions, hopeless situations, etc. As such, the GM must determine when a Morale Check is to be applied. Player characters are never affected by a Morale Check, except that they might get left in the lurch by retreating troops.

Example: After a particularly vicious melee the GM announces that both sides of the battle must take a Morale Check. The Emperor's defenders (an Elite Guard unit) now numbers only 42 out of 125 original troops (83 casualties). Their Morale Threshold is $83/125 \times 100 = 66\%$. Since Elite Guards have a morale Check modifier of +50, the Emperor's Defenders need only roll a 16 or higher to continue the battle.

The recently raised Army of Lord Styfon (Levied Troops) has taken 95 casualties out of a total of 500 men. Their Morale Threshold is $95/500 \times 100 = 19\%$. However, Levied Troops receive a -30 modifier to the Morale Check Die Roll, so a 49 or greater must be rolled in order for them to continue the fight. Rolling a 39 or less would indicate that the Army had been routed (9 is less than half of 19) and rolling 30 or less would indicate that the Army melts away due to massive desertion. If the Army should break, Lord Styfon and his sub-commanders would have to race around rallying broken troops until once again able to attack.

3.3 MOVING MANEUVER FUMBLES

Some Gamemasters crave more variability in the results of maneuver fumbles; i.e., more than just having low rolls on the Maneuver/Movement Table cause damage (see *AI*, Table 8.2.2 and *ChL* Table 15.3.1). The "Stress" and "Shock" critical tables (*RMCH* 12.5-12.6) provide a way to generate variable fumble results.

GMs may either roll the designated criticals instead of or in addition to the normal damage indicated on the Maneuver/Movement Table.

Example: The -201 result on the Routine table is "Fall down. +2 hits. You are out 3 rnds." Referring to the same result on the table below gives a result of: "A Stress." The GM may either use the 'A' severity Stress critical instead of or in addition to the "Fall down ..." result.

MANEUVER FUMBLE CHART

| | Routine | Easy | Light | Medium | Hard | Very Hard | Extremely Hard | Sheer Folly | Absurd |
|--------------|----------|----------------------|---------------------|---------------------|---------------------|---------------------|---------------------|---------------------|---------------------|
| -201 | A Stress | A Stress A Shock | B Stress A Shock | B Stress B Shock | C Stress B Shock | D Stress C Shock | E Stress D Shock | E Stress E Shock | — |
| -200 to -151 | — | A Stress A Stress | A Stress A Shock | B Stress A Shock | B Stress B Shock | C Stress B Shock | D Stress C Shock | E Stress D Shock | E Stress E Shock |
| -150 to -101 | — | — | A Stress | B Stress | B Stress A Shock | B Stress B Shock | C Stress B Shock | D Stress C Shock | E Stress D Shock |
| -100 to -51 | — | — | — | A Stress | B Stress | B Stress A Shock | B Stress B Shock | C Stress B Shock | D Stress C Shock |
| -50 to -26 | — | — | — | — | A Stress | B Stress | B Stress A Shock | B Stress B Shock | C Stress B Shock |
| -25 to 0 | — | — | — | — | — | A Stress | B Stress | B Stress A Shock | B Stress B Shock |
| 01 to 20 | — | — | — | — | — | — | A Stress | B Stress | B Stress A Shock |
| 21 to 40 | — | — | — | — | — | — | — | A Stress A Shock | B Stress |
| 41 to 55 | — | — | — | — | — | — | — | A Stress | A Stress A Shock |
| 56 to 65 | — | — | — | — | — | — | — | — | A Stress |

ADDITION TO THE MANEUVER/MOVEMENT TABLE (CHL 13.3.1)

| | TRIVIAL | INSANE | PHENOMENAL (PRETERNATURAL) | VIRTUALLY IMPOSSIBLE |
|---------------------|----------------|--|---|--|
| -201 | Fail to act | Fall smashes upper body to a pulp. | Fall breaks every bone in body. | SPLAT! |
| -200 to -151 | 10 | Fall crushes skull. | Fall drives legs up into abdomen, making life difficult. | Fall smashes every bone in body. You may speak (2 rds) |
| -150 to -101 | 30 | Fall breaks neck leading to paralysis ('E' ST, 'E' SH). | Fall crushes braincase. | Fall eviscerates you. |
| -100 to -51 | 50 | Fall down. Smash Several vertebrae resulting in a year long coma ('E' ST, 'D' SH). | Fall paralyzes you from the neck down. ('E' ST, 'E' SH) | Fall pulps skull like an overripe melon. Messy. |
| -50 to -26 | 70 | Fall breaks both arms and neck. Out 180 rounds. +50 hit. ('D' ST, 'C' SH). | Fall smashes backbone. 1 year-long coma ('E' ST, 'D' SH) | Fall breaks your neck, which paralyzes you. ('E' ST, 'E' SH) |
| -25 to 0 | 90 | Fall knocks you out for 24 rounds. Both arms are broken. +50 hits. ('C' ST, 'B' SH). | Fall. Broken neck, arms, and legs. +70 hits. Out 360 rds ('D' ST, 'D' SH) | Fall smashes vertebrae. 3 year coma ('E' ST, 'E' SH) |
| 01 to 20 | 100 | Fall down. +25 hits. Broken leg. -75. Out 12 rounds. ('B' ST, 'B' SH). | Fall knocks you out 30 rds. Both arms broken. +50 hits. -50. ('D' ST, 'C' SH) | Fall. All broken up about it. You are in a coma for 1 year ('E' ST, 'D' SH) |
| 21 to 40 | 100 | Fall. +20 hits. Break arm. -25. Out 9 rounds. ('B' ST, 'A' SH). | Fall. Knocked out 18 rds. Both arms broken. +40 hits. -20. ('C' ST, 'B' SH) | Fall dislocates neck vertebra. Knocked out 480 rds. +80 hits. ('D' ST, 'D' SH) |
| 41 to 55 | 100 | Fall down. +10 hits. Arm slightly fractured. Out 6 rounds. ('B' ST). | Fall. Broken leg. +25 hits. -75. Out 12 rds. ('B' ST, 'B' SH) | Fall. Both arms broken. Out 60 rds. +60 hits. -60. ('D' ST, 'C' SH) |
| 56 to 65 | 100 | Fall knocks you out for 30 rounds. +10 hits. ('A' ST, 'A' SH). | Fall breaks arm. +20 hits. -10. Out 9 rds. ('B' ST, 'A' SH) | Fall. Both arms fractured. Out 20 rds. +45 hits. -20. ('C' ST, 'B' SH) |
| 66 to 75 | 110 | Fall. Sprain ankle and tear ligament. -25. +10 hits. ('A' ST, 'A' SH). | Fall. Broken leg. Out 6 rds. -50. +15 hits. ('B' ST, 'A' SH) | Fall breaks leg. Out 18 rds. -75. +30 hits. ('B' ST, 'B' SH) |
| 76 to 85 | 110 | Fall. +8 hits. Out 2 rounds. ('A' ST). | Fall. Fractured arm. Out 3 rds. ('B' ST) | Fall. Broken leg. Out 9 rds. -50. +20 hits. ('B' ST, 'A' SH) |
| 86 to 95 | 120 | Freeze for 2 rounds. | Fall. Knocked out for 30 rds. +10 hits. ('A' ST, 'A' SH) | Fall. Broken arm. Out 6 rds., -25. +10 hits. ('B' ST, 'A' SH) |
| 96 to 105 | 120 | Fail to act. | Fall. Sprained ankle. +10 hits. -10. ('A' ST, 'A' SH) | Fall. Fractured arm. Knocked out for 3 rds. ('B' ST) |
| 106 to 115 | 130 | 5 | Fall. +10 hits. Out 2 rds. ('A' ST) | Fall knocks you out 45 rds. +15 hits. ('A' ST, 'A' SH) |
| 116 to 125 | 140 | 10 | Fall. +5 hits. Out 1 rd. ('A' ST) | Fall sprains ankle and tears ligament. +15 hits. -25. ('A' ST, 'A' SH) |
| 126 to 135 | 150 | 20 | Freeze for 3 rds. | Fall. Sprained ankle. -10. +10 hits. ('A' ST, 'A' SH) |
| 136 to 145 | 160 | 30 | Freeze for 2 rds. | Fall. +15 hits. KO 3 rds. ('A' ST) |
| 146 to 155 | 170 | 40 | Fail to act | Fall. +10 hits. KO 2 rds. ('A' ST) |
| 156 to 165 | 180 | 50 | 5 | Fall. +5 hits. KO 1 rd. ('A' ST) |
| 166 to 185 | 190 | 60 | 10 | Fail to act. |
| 186 to 225 | 200 | 70 | 30 | 5 |
| 226 to 275 | 200 | 80 | 50 | 20 |
| 276 to 325 | 200 | 100 | 70 | 50 |
| 326 to 375 | 200 | Move stuns all foes within 50' | 100 | 80 |
| 376+ | 200 | Move awes all foes within 100' | Move awes all foes within 100' | Move awes all foes within 100' |

3.4 NEW DIFFICULTIES FOR MANEUVERS

The standard Maneuver Table (*ChL* 13.3.1 & 13.3.2) are more than adequate for most situations. However, in certain circumstances, the tables can benefit from further difficulty ratings. For instance, an Absurd maneuver is terribly difficult for most characters, but is not too daunting for a character with a +150 skill bonus.

Individuals with extremely large bonuses are not challenged by even the most extreme difficulty on the tables. Since those with great bonuses are essentially “super-human,” there should be difficulties simulating tasks beyond the normal abilities of humans, which will be challenging for heroes. This section provides some difficulty rating harder than Absurd. In addition, several difficulty ratings easier than Routine are presented.

- **Insane** maneuvers are those marginally beyond the abilities of humans (*A Book of World Records* might be useful here). An example would be someone trying to run a mile in under three minutes., 50 seconds. Insane Static Actions are modified by -100.
- **Phenomenal** (or **Preternatural**) maneuvers are well beyond what is ordinarily possible for human beings. For example, outrunning a horse over a distance is impossible for humans, but not for superhumans. Preternatural or Phenomenal Static Actions are modified by -150.
- **Virtually Impossible** maneuvers are those that even super-beings will find difficult. Climbing a sheer, smooth cliff-face might be considered Virtually Impossible. Virtually Impossible Static Actions are modified by -200.
- **Impossible** maneuvers aren't even rolled, they automatically fail.
- **Mundane** maneuvers, on the other hand, require no roll because they always are successful. Crawling is an example of a Mundane task.
- **Trivial** maneuvers are normally considered Mundane, but because of a crisis situation (like combat) a maneuver roll is required by the GM. Getting up from a chair, walking across the room, and opening the door would be considered a Trivial maneuver only in a crisis (i.e., the building is on fire), otherwise such an action would be considered Mundane (no roll necessary, automatically successful). Trivial Actions are modified by +50.

SUMMARY OF STATIC MANEUVER MODS

| | |
|----------------------------|--|
| Mundane: ...No roll | Extremely Hard:-30 |
| Trivial:+50 | Sheer Folly:-50 |
| Routine:+30 | Absurd:-70 |
| Easy:+20 | Insane:-100 |
| Light:+10 | Phenomenal (Preternatural):-150 |
| Medium:0 | Virtually Impossible:-200 |
| Hard:-10 | Impossible: No Roll Possible |
| Very Hard:-20 | |

NOTES ON THE ADDITION TO THE MANEUVER/ MOVEMENT TABLE

- The parenthetical references to Stress (ST) and Shock (SH) criticals are for use with Moving Maneuver Fumbles material in Section 3.3.
- “Awed” foes are stunned and will not attack the character who made the maneuver that “awes” them.

3.5 RMCI INITIATIVE SYSTEM REVISITED

This section discusses the use of the *RMCI* initiative system (*RMCI* 6.7) and some problems that arise when using it. It also presents a Maneuver Initiative Chart that provides an expanded listing of the activity and initiative point requirements of a variety of maneuvers.

The *RMCI* initiative system takes the place of the multiple phase ordering in the normal *RM* system. During each combat round, a combatant has *Activity* (measured in % of a round) **and** *Time* (measured in terms of the *Initiative Point* (IP) cost of an action).

Of course, the maximum activity for a normal person is 100%, and after a combatant uses 100% of his activity for a round, he can take no further action even if he has initiative points left. The maximum number of IPs (i.e., time) in a normal round is 200. During a round, as the IP total counts down from 200 to 0, each player takes actions that use up his activity for the round **and** that require a certain number of IPs to accomplish.

Option: Instead of using a open-ended roll plus the Qu stat as each combatant's initiative score, a GM may wish to use an *Initiative Stat* plus an open ended roll. An initiative stat is a combatant's Qu stat plus his total Qu bonus. This enables truly speedy characters with large Qu bonuses and normal high end quickness stats to be noticeably different from someone with the same stat and only normal bonuses.

PROBLEMS AREAS

The original description of the *RMCI* initiative system was not clear on a couple of points. This section attempts to clarify some of these problem areas.

Instantaneous Spells — Instantaneous spells require 0% activity, but this does not mean a combatant gets to cast an infinite number of instantaneous spells 50 in a round. There must be at least 50 initiative points (IPs) between the castings of any two spells by the same spell caster. In addition, the action that the instantaneous spell enables a combatant to accomplish will more than likely take up a certain percentage of his activity *and* may require IPs. Spells such as Shield, Stun Relief, etc, takes 0% activity and 0 IPs. A spell such as Leap (0% activity) still involves physical movement and usually an an orientation roll — which require activity (%) and time (IPs). All decisions subject to the GM's discretion.

Example: *A Instantaneous Spell Incident* — *YAFO* the mage is facing a Dwarf named Thor Hiney (of the now late and not so great Hiney brothers fame). *YAFO* has already moved and attempted an action for a turn (he tried to attune to a fallen mage's dropped staff). Since it has been well over 50 IPs since *YAFO*'s last spell, he wants to cast an instantaneous spell “leap” to escape before being attacked by Thor.

Using the guidelines in the *RMCI* Section 6.7 rules and Maneuver Initiative Table, it seems for a moment that the mage will be able to get away with it. It seems that the IP requirements for an instantaneous spell should be increased to prevent mages from attacking then leaping away before they can be attacked in turn. Then the GM realizes that 0% activity and 0 IPs for an instantaneous spell isn't a problem — the *action* the spell enables the caster to preform will often require activity and IPs.

The GM rules that YAFO's leap requires a quick orientation roll first (10% activity, 20 IPs); unless he decides to chance leaping with limited information (imagine the possibilities of what could be landed on in the midst of a battle). In addition, the GM rules the actual physical movement of the leap and landing requires 1% activity and 2 IPs for every 10 feet leaped. So, YAFO starts to leap but ole Thor splats him before he gets off the ground.

However, it still would only have required 0% activity and 0 IPs to cast *Bladeturn* or *Shield*. Even this doesn't create unfair tactics for mages — imagine two attackers on YAFO: YAFO taking action at initiative number 126, Thor striking at 118, and the Dwarf's older brother (Big Red Hiney) striking at 90. YAFO can cast *Bladeturn I* and defend himself against Thor, but Big Red strikes at 90 before YAFO can cast another *Bladeturn I* at 76 (YAFO must wait 50 IPs between spells).

Combat Attunement: In certain circumstances a character may wish to attempt to attune an item while in a combat situation. Below are some modifiers based upon the situation; the modifiers are cumulative. The % activity required reflects how much attention is being focused on the attunement. The less attention focused on attuning, the greater the penalty to attune, but the better the chances of still being able to complete another action afterwards.

Note: Attuning in combat always takes 100 IPs; this is done to allow for that "last ditch attempt" to grab an item and use it the same round (a real cliffhanger). If a GM doesn't find this "realistic," just modify the IP costs.

- Familiarity with item (seen it used frequently) +0 to +25
- In Combat: 100 IP & 100% activity -10
- In Combat: 100 IP & 75% activity -25
- In Combat: 100 IP & 25% activity -50

USING THE MANEUVER INITIATIVE CHART

Once you are familiar with the Maneuver Initiative Chart, combat resolution can pretty much speed right along. But at first, figuring out initiative totals and the actions allowed, may require a little adding and subtracting. Remember, you don't have to add and subtract every little detail of a combat round for every combatant. Often, if you use it just to see who attacks or moves first, it works better than the old non initiative point method, and faster, because the combat environment is more clearly defined. You will also find that when a player has his character doing something seriously complex, you can determine with ease exactly what he is able to do and not do within the 200 IP round, and at what point each part of his action happens.

Warning: As you can see from the chart, the time required to cast a spell has been reduced dramatically. This makes magic much more powerful. For a campaign world such as *Shadow World* this can greatly enhance the abilities of your average mage.

| MANEUVER INITIATIVE CHART | | |
|--|---|----------------------|
| IPs | Action | % Activity per Round |
| 25 | Rapid Dismount from a moving object | 20% |
| 25 | Successful Quick-Draw of a weapon | 20% |
| 40 | Drawing a Weapon | 25% |
| (50) | Instantaneous Spell or Psion (See Note 1) | 0% |
| 50 | Firing one shot of a <i>SM</i> Weapon | 50% |
| 50 | Careful Dismount | 25% |
| 50 | Mounting an animal or vehicle | 25% |
| 50 | Controlling a trotting animal | 20% |
| 50 | Controlling a running animal | 50% |
| 50 | Swimming and Climbing | 100% |
| 50 | Opportunity Action | 25% |
| 75 | Controlled Drop to the ground | 50% |
| 75 | Hiding | 100% |
| 75 | Stalking | 75% |
| 75 | Prone to Kneeling | 50% |
| 75 | Kneeling to Standing | 25% |
| 75 | Half Parry | 50% |
| 100 | Orientation | 25% |
| 100 | Concentration on spells | 50% |
| 100 | Perceiving a stunned foe (other than opponent) | 25% |
| 100 | Adrenal Move preparation / recovery | 20% |
| 100 | Full Parry | 75% |
| 100 | Attacking — missile or melee | 75% |
| 10-100 | Casting Class I spells or Psions (Note 1) | 50% |
| 100 | Casting Class II spells or Psions (Note 1) | 75% |
| 150 | Casting Class III spells or Psions (Note 1) | 100% |
| 450 | Casting Class IV spells or Psions (Note 1) | 100% |
| 100 | Multiple Attacks within one round | 100% |
| 100/rof | Firing up to max. rate of <i>SM</i> Wp. (Note 2) | 75% |
| 100/h/r | Applying First Aid (100 per hit/md bleeding) | 100% |
| 125 | Acrobatics or Tumbling | 100% |
| 150 | Lock Picking: <i>RM</i> (<i>SM</i> =GM's Decision) | 100% |
| 150/AT | Donning Armor (Doffing takes 1/2 as long) | 100% |
| 300 | Scanning for 15 sec., -75 mod. (<i>SM</i>) | 100% |
| 600 | Scanning for 30 sec., -50 mod. (<i>SM</i>) | 100% |
| 1200 | Full 60 sec. scan, +0 mod. (<i>SM</i>) | 100% |
| <p>Note 1 — <i>Imbedded spells</i> (such as those stored, staff, ring, rod, etc.) are normally Class I spells (unless they are instantaneous). <i>Instantaneous spells</i> are considered to take 0% Activity and 0 IP, but 50 IPs between castings. The actual effect of the spell may require IPs and % activity (see example in this section). <i>Class I spells</i> take 10 IPs/spell level to cast, up to a maximum of 100 IPs. <i>Class IV spells</i> are spells with a level higher than the caster.</p> | | |
| <p>Note 2 — Since <i>Space Master</i> weapons have varying rates of fire (rof), assume that it will take 100 IPs to fire up to the max rate of the weapon, with each firing requiring an IP interval equal to 100/max rof. Firing at the maximum rate for a weapon will always take 75% of activity.</p> | | |
| <p>Movement — To determine the % activity and IPs required for movement, use the following formula:</p> $\% \text{ activity} = 100 \times \text{Distance Moved} + (\text{Movement Rate} \times \text{Pace Multiplier})$ $\text{IPs} = 2 \times (\% \text{ activity required for the movement})$ | | |

3.6 ATTACKING TO SUBDUE

The standard *Rolemaster* combat system is very realistic provided your goal is the complete annihilation of your opponent. Sometimes, however, the characters or the NPCs want to take an opponent alive. With the normal system, you must swing and hope to roll a non-fatal critical. You can not attack specifically to subdue without specifically developing the secondary skill, subdue. With the guidelines in this section, you can attack with subdual as your intent rather than killing.

When attacking to subdue, certain conditions and results apply:

- The offensive bonus of the attacker is modified by at least -20 (GM discretion). This modifier represents a more cautious method of attack.
- When a successful attack is made, the attacker may decrease the effect of any critical to coincide with his wishes. In addition, the location of the strike may be changed. Please note, the critical may not increase in effectiveness. In other words, the hits and penalties delivered may not increase. They may only remain constant or decrease in severity.
- Particular results such as death or paralyzation may be changed to unconsciousness or temporary paralysis.
- Not all types of criticals may be modified. Certain types of criticals are too crude and random for the necessary accuracy of an attack to subdue. One would find it difficult, for example, to strike with precision with a lightning bolt. The critical type list below is divided into two sections: types of criticals which can subdue and types of criticals which cannot subdue. If a subdue type critical is delivered, it may be modified as outlined above. Any non-subdue type critical results are resolved normally.
- If a result of 100 is rolled, the full effect is given. This represents an accidental kill.

Option: Allow the critical result to be only decreased up to an amount equal to half (round up) of the attacker's OB reduction. A "66" result may not be chosen. For example, if the standard -20 reduction is used, the critical result can only be decreased by up to 10.

| Subdue Criticals | Non-Subdue Criticals |
|------------------------|-------------------------|
| Slash | Tiny |
| Puncture | Unbalancing |
| Crush | Heat / Burn |
| Grappling | Cold |
| M.A. Striking | Impact |
| M.A. Sweeps and Throws | Electricity |
| Stun | Slaying |
| Stress | Holy |
| Pierce (SS) | Physical Alteration |
| | Disruption |
| | Radiation |
| | Plasma |
| | Acid |
| | Depression |
| | Shrapnel/Automatic (SM) |
| | Blast (SS) |

Note: SM = *Space Master*; SS = *Star Strike*.



3.7 STALK & HIDE VS PERCEPTION

This optional rule uses the Resistance Roll Table (SL 15.5) to determine if a character perceives another character that is trying to hide or stalk.

- Use the perceiver's [(perception skill bonus \pm any mods) \div 5] as the attack level.
- Use the "sneaker's" [(Hide/Stalk skill bonus \pm any mods) \div 5] as the target level.

The RR table indicates the number that the "sneaker" must roll over in order to not be perceived.

3.8 BREAKING "150" REVISITED

This guideline can be used when an attack roll exceeds the 150 mark or any other limiting number (i.e., due to an animal's attack size or a martial artist's attack rank).

Subtract 150 (or the limiting number) from the extremely high attack roll and apply the result the table again.

Example: A roll of 235 is made on a broadsword attack against AT 10. The target takes a 22ES as the maximum result *and* a 7AS. The 7AS is the result of a 85 attack roll (i.e., 235 - 150).

3.9 SHIELD BASHES

As suggested in the optional rules section of *Arms Law* (9.6), a shield can be used as a weapon — this section contains some optional rules concerning shield bashes. Skill with “shield bash” is a weapon skill developed as a 1-hand crushing weapon, usually with a Buckler or Normal Shield. Shield bash skill must be developed separately for each type of shield, but all shields are treated as similar weapons (*ChL* 13.1.1) for the purposes of shield bashes.

Shield bash attacks are resolved on the *AL* Attack Table 11.1.6 (i.e., the Ram/Butt/Bash/Knock Down/Slug Attack Table). Any fumbles are resolved on the Hand Arms (1-Hand) column; see the Shield Chart for shield bash fumble ranges. Normally a shield bash does a small bash attack, although a Gamemaster may wish to increase this for very heavy attackers or very light defenders (see Option 1).

The normal rules for two weapon use (*AL* 5.1) apply as follows:

- The combatant using a Shield Bash skill must take the -20 off-hand penalty unless he uses the shield in his on-hand, or the shield is part of a two-weapon combo (*RMCH* 7.0), or he is ambidextrous.
- If a character wants to make a weapon attack and a shield bash, he may only apply half of his shield DB (see Option 3 for an exception). In addition, this reduced shield DB must be used against the target of the shield bash attack.
- Both attacks must be directed at the same target (see Option 5 for an exception).
- When declaring actions, a character must still declare how much of his OB is used for parrying. This parry bonus must be applied against the target of the attacks. The rule of subtracting the OB parry amount from the OB of both weapons (i.e., weapon attack and shield bash attack) still applies.

Option 1: The maximum Bash attack allowed is dependent on the weight of the character attacking and the type of shield being used.

| SHIELD BASH ATTACK SIZE | | |
|-------------------------|---------------|---------------------------|
| PC MASS | | Shield Bash Attack Size * |
| (lbs) | (kg) | |
| 55 to 165 lbs | 25 to 75 kg | Small |
| 166 to 330 lbs | 76 to 150 kg | Medium |
| 331 to 660 lbs | 151 to 300 kg | Large |
| 661+ lbs | 301+ kg | Huge |

* — Size is limited by shield type, see Shield Chart.


| SHIELD CHART | | | | | | | | | | |
|--------------|-----------------|--------------|---------------------|--------------|-----------|-----------------|---------|----------|----------|-----|
| Shield Type | Shield DB | | Maximum Bash Size * | MIN. PARRY † | | ST STAT BONUS ‡ | | | | |
| | Melee / Missile | Fumble Range | | Option 3a | Option 3b | -25 to -1 | 0 to 10 | 11 to 20 | 21 to 30 | 31+ |
| Target | 20 / 10 | 3 | Small | 5 | 10 | -20 | — | — | — | — |
| Normal | 20 / 20 | 4 | Medium | 10 | 20 | -40 | -20 | — | — | — |
| Full | 25 / 25 | 6 | Large | 15 | 30 | -60 | -40 | -20 | — | — |
| Wall | 30 / 40 | 8 | Huge | 20 | 40 | -80 | -60 | -40 | -20 | — |

* — This maximum limits Bash Size based upon weight as outlined in Option 1.
 † — This is the minimum OB parry required to get the full shield DB, see Option 3.
 ‡ — This is the shield bash OB penalty based upon shield type and St stat bonus, see Option 2.

Example: *Chakan Walla* is a Greater Mahendo' sat (a giant Wookiee-like creature) and weighs 1050 lbs. When he uses his “door” (wall) shield, he can do up to Huge Bash attacks.

Option 2: The maximum shield size that can be easily used for a shield bash depends on the character's St stat bonus. If the bonus is less than the minimum the character incurs a penalty to his shield bash OB. See the Shield Chart for these modifications.

Example: *Elessa the Lay Healer* just lost a shield and needs a new one. The only one nearby is *Kelly the Hero's Wall* shield. *Elessa's* St bonus is only +15 so she would subtract -40 from her Shield Bash OB when using *Kelly's* shield.



Option 3: To receive a shield's full DB against the target of a shield bash attack, a character must use at least a certain amount of his OB to parry. This amount increases as the shield size increases. The smaller shields require less of the OB to be used for parrying because of their maneuverable. See the Shield Chart for two sets of suggested OB parry requirements (Option 3a and 3b).

Example: (*Option 3a*) *Jean Paul the Rogue* has a +80 OB with his 20/10 target shield. He may attack at a +75 OB and use +5 to parry and gain the full +20 shield DB. *Chakan Walla* has a +80 OB with his immense wall shield. He may attack at a +60 OB and use +20 to parry and gain the +30 DB from the shield.

Option 4: The Gamemaster may allow players to put spikes, hooks, razors and such on their shields to gain secondary puncture or slash criticals of a reduced level. However, if a shield bash attack results in a fumble, the fumbler takes normal fumble results and an 'A' critical of the appropriate type.

Example: *Anvil the Dwarf* has a spike on his target shield. If he delivers a 'C', 'D', or 'E' critical from a shield bash attack, the target also takes a Puncture critical of two less severity levels.

Option 5: A GM may wish to allow a character to make his shield bash attack and his weapon attack against different targets. The following restrictions apply:

- The targets must be within a 90° angle of one another.
- The target of the weapon attack must be in front of the attacker and the target of the shield bash must be on the shield side of the attacker (on the flank or towards the front).
- The OB of the weapon attack is modified by -20 and the OB of the shield bash is halved.

3.10 AN ACTIVITY POINT BASED TURN SEQUENCE

If this optional turn sequence system is used, each character has a number of "activity points" (APs) to allocate each round. Everything that he does (e.g., swing a sword, draw a weapon, dismount, make a maneuver, etc.) will use some of these activity points. An Action Cost Chart is provided to show how many points are required for specific actions.

Note: A "round" in this system is not the 10 second round of normal *Rolemaster*. It has a more a more nebulous duration due to the nature of the system. The approximate duration of a round is 25-30 seconds — as an approximation, use 10% normal RM activity percentages equals 4 Activity Points (i.e., 40 APs is equivalent to one round).

Note: These points can be varied by a GM to fit his own sense of realism. If a GM thinks that a certain action requires too many APs (i.e., too much time), he can change the AP requirement for that action.

AVAILABLE ACTIVITY POINTS (3.10.1)

Each combatant must calculate his Total Activity Points (TAPs) at the beginning of each encounter (not at the beginning of each round). The GM must decide when an encounter starts and ends. A combatant's TAP total is the number of Activity Points that combatant has for each round of combat.

A combatant's TAP consists of the sum of three factors:

- 1) A base of 100 APs.
- 2) APs equal to a *luck roll* — 1-10 APs (1D10).
- 3) APs equal to the combatant's Total Quickness stat bonus.

$$\text{TAP} = 100 + 1\text{D}10 + \text{Total Qu Stat Bonus}$$

Example: *Klen, a Grey Elf, has a Qu stat of 93 (Qu stat bonus = +13, smoothed stat bonus from RMCI4.4). Thus his Qu stat bonus is +23 (he gets an additional +10 racial Qu bonus). At the beginning of an encounter, he rolls his luck roll, an '8'. Thus his TAP is 131 = 100 + 8 + 23. This the APs he has available for each round of the current encounter. At the next encounter he will roll again. The GM must decide when an encounter starts and ends.*

Option 1: A GM may wish to change the base points used to calculate the TAPs. 100 is used the base for this system because a lower base would be affected more by one's Quickness stat bonus. For example, if the base was made 50 pts per round, the Quickness bonus would affect it by approximately 70% (35÷50×100). This would make it extremely unfair for slower characters, since very quick characters would have almost another full round to act. On the other hand, if the base were set too high, one's Quickness would be of little use.

Option 2: A GM may wish to have each combatant make a new luck roll and recalculate his TAP every round.

Option 3: A GM may wish to change the luck roll from 1D10 to 1D20 (or even 1D30).



KEEPING TRACK OF ACTIVITY IN A ROUND (3.10.2)

Basically, the idea in this system is for each character to keep track of when (in terms of APs) his next action will be resolved. The GM keeps track of the passage of time (i.e., how many APs have passed during a round). Then, each action is resolved as the passage of time reaches the proper point.

For these purposes, the GM and players need to keep track of a number of different factors:

RCAT — To control activity during a round, the GM must keep track of the *Round's Current Action Total* (RCAT). The RCAT indicates how much time (i.e., APs) has already passed during the current round.

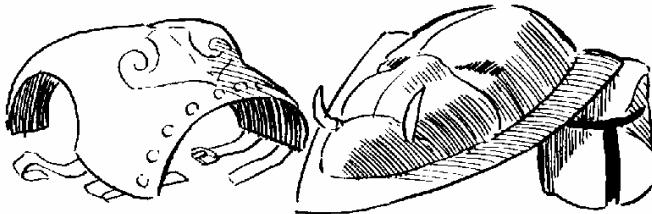
NAT (one for each combatant) — Each combatant must keep track of his *Next Action Total* (NAT). His NAT indicates at what point in the round his next action will occur.

CTAP (one for each combatant) — Each combatant must keep track of his *Current Total Action Points* (CTAP). His CTAP indicates how many APs he has left for the current round.

TAP (one for each combatant) — As mentioned in Section 3.10.1, each combatant must calculate his *Total Action Points* (TAP). His TAP indicates how many APs he has for any given round.

Note: *This process may seem complicated when initially read, but it is simple to use.*

Beginning an Encounter — At the beginning of an encounter, all combatants must calculate their TAPs and all NATs start at zero. At the beginning of an encounter, a combatant must immediately declare his first action. At this point, his NAT is set equal the AP cost of that action. In addition, his CTAP is decreased by the AP cost of the action.

| ACTION COST CHART | | | | | | | | |
|---------------------------------|----------------|--------------------|---|----------------|--------------------|---|---------------------|--------------------|
| MELEE ATTACK AP COST ‡ | | | THROWN ATTACK AP COST § | | | SPELL CASTING AP COST † | | |
| Weapon | AP Cost | Min AP Cost | Weapon | AP Cost | Min AP Cost | Action | AP Cost | Min AP Cost |
| Dagger | 30 | 15 | Bola | 32 | 25 | Instantaneous Spell | 1 | 1 |
| Falchion | 37 | 25 | Dagger | 15 | 10 | Prepare Class I Spell | 15 | 10 |
| Hand Axe | 33 | 24 | Hand Axe | 20 | 15 | Prepare Class II Spell | 40 | 30 |
| Main Gauche | 30 | 21 | Javelin | 27 | 20 | Prepare Class III Spell | 70 | 60 |
| Scimitar | 33 | 22 | Spear | 30 | 21 | Recovery | 20+lvl/2 | 15 |
| Rapier | 34 | 25 | Rock | 15 | 10 | MOVEMENT AP COST † | | |
| Broadsword | 35 | 25 | MISCELLANEOUS AP COST | | | Distance Moved | AP Cost | |
| Shortsword | 32 | 21 | Action | AP Cost | Min AP Cost | 1/4 RM Movement Rate | 10 | |
| Bare Fist | 28 | 12 | Draw Weapon § | 0.5 wc | 0.4 wc | 1/2 RM Movement Rate | 20 | |
| Club (Norm) | 35 | 23 | Wp. to Other Hand § | 5 | 4 | 3/4 RM Movement Rate | 30 | |
| Warhammer | 34 | 24 | Dismount * | 20 | 15 | Full RM Movement Rate | 40 | |
| Mace | 31 | 24 | Rapid Dismount * | 10 | 8 | General Formula: | | |
| Morning Star | 38 | 27 | Mount Up * | 40 | 30 | AP Cost = | | |
| Whip | 38 | 30 | Controlled Drop * | 20 | 15 | 40 x [# of ft moved + | | |
| Battle Axe | 40 | 29 | Hiding | 40 | 40 | (Movement Rate x pace multiplier)] | | |
| Flail | 41 | 30 | Stalking * | 0.25 mr | x 0.8 | AP REDUCTION DUE TO STAT BONUSSES | | |
| War Mattock | 38 | 30 | Prone to Kneeling § | 20 | 15 | Stat Bonus | AP Reduction | |
| Quarterstaff | 30 | 15 | Kneeling to Standing § | 10 | 8 | 50+ | 7 + (1 per +10) | |
| 2-Handed Sword | 38 | 28 | Orientation | 10 | 10 | 40-49 | 6 | |
| Mounted Lance | | Special | Adrenal Move Prep. | 8 | 8 | 30-39 | 5 | |
| Pole Arm | 42 | 32 | Spell Concentration | 0.5 mr | — | 20-29 | 4 | |
| Spear | 35 | 28 | Climbing | 0.2 mr | — | 15-19 | 3 | |
| M.A. Strikes | 25 | 10 | Swimming | 0.5 mr | — | 10-14 | 2 | |
| M.A. Sw&Th | 25 | 20 | Riding | mr of Animal | — | 05-09 | 1 | |
| MISSILE ATTACK AP COST § | | | RELOADING AP COST * | | | Note: For every point that the Normal AP cost is reduced, the combatant receives a -5 penalty (only -1 for base attack spell). | | |
| Weapon | AP Cost | Min AP Cost | Weapon | AP Cost | Min AP Cost | Applicable Stats: | | |
| Short Bow | 10 | 8 | Disarm Trap * | (variable) | x 0.8 | * — Agility. | | |
| Composite Bow | 12 | 9 | Eat an Herb § | (variable) | x 0.8 | † — Power Point stat. | | |
| Long Bow | 14 | 10 | wc = weapon AP cost | | | ‡ — Strength. | | |
| Light Crossbow | 10 | 9 | mr = normal RM movement rate | | | § — Quickness. | | |
| Heavy Crossbow | 12 | 10 | Note: For other activities see RMCI 6.2 and 70, and multiply the % activity figure by 40 APs. The minimum AP cost is then "x 0.8." | | | | | |
| Sling | 20 | 15 |  | | | | | |
| Short Bow | 24 | 20 | | | | | | |
| Composite Bow | 28 | 23 | | | | | | |
| Long Bow | 32 | 26 | | | | | | |
| Light Crossbow | 60 | 45 | | | | | | |
| Heavy Crossbow | 80 | 65 | | | | | | |
| Sling | 20 | 15 | | | | | | |

If a combatant is unable to take action at the beginning of an encounter (e.g., is asleep or surprised), he may only use APs after he has been enabled to take actions (e.g., is awakened or becomes aware of the situation). If a combatant later becomes able to take actions, his CTAP is equal to his TAP minus the RCAT (i.e., he has already used APs equal to the time that has already passed during the current round) **and** he declares an action, his NAT is set to equal the RCAT plus the AP cost of the action declared.

Updating the RCAT — At the beginning of a round and after each action is resolved, the RCAT is increased to equal the lowest non-zero NAT(s) of all of the combatants (i.e., the time is advanced to the next action to be resolved). The declared action of the combatant with the lowest non-zero NAT is then resolved. If several non-zero NATs are equal and lowest, those actions are resolved simultaneously.

Updating a NAT — Whenever the RCAT reaches a combatant's NAT, several things happen:

- The combatant's declared action is resolved.
- The combatant declares a new action.
- If the combatant's CTAP is greater than or equal to the action's AP cost (i.e., the combatant has enough activity for the round to perform the action), the combatant's NAT is increased by the AP cost of the newly declared action **and** the combatant's CTAP is decreased by the AP cost of the action.
- If the combatant's CTAP is less than the action's AP cost, the combatant's NAT becomes zero (i.e., the combatant can take no further action this round) **and** his CTAP becomes equal to the action's AP minus his old CTAP (i.e., the CTAP is used to keep track of how many APs will be required to complete the action during the next round).

Ending a Round — A round ends when all NATs are equal to zero.

Beginning the Next Round — The RCAT is set to zero. Each combatant sets his NAT to equal his CTAP, and then sets his CTAP to equal his original TAP. Then the round begins by updating the RCAT.

Example: *A Magician, named Kavin, is sitting in a tree near a forest path. A group of Orcs carrying shortbows are walking along the path toward him; they are unaware of Kavin, but he sees them. The GM begins the encounter and everyone determines their TAPs. Kavin has a 108 TAP; the Orcs have 103, 104, and 130.*

Kavin, being a smart Animist, begins preparing Sleep VII (a Class III spell for him, costing 60 APs). So Kavin starts with a NAT of 60 and a CTAP of 48 (108-60). Since the Orcs are unaware of Kavin, they can not take any action (other than walking along) and their CTAPs and NATs are not calculated yet.

The RCAT is updated to 60 (the lowest NAT) and Kavin casts his spell—the Orc with a 104 TAP falls asleep. Kavin must chose "recover from spell casting" as his next action (22 APs), so his NAT becomes 82 and his CTAP is 26 (48-22).

The other two Orcs are now aware of an attack, so their CTAPs are 43 (103-60) and 70 (130-60). Both Orcs decide to fire their shortbows at Kavin (35 APs), so their NATs become 95 and 95 (60+35) and their CTAPs become 08 (43-35) and 35 (70-35).

Next, the RCAT is updated to the lowest non-zero NAT, which is Kavin's 82. He decides to cast another Sleep VII spell (60 APs), but he only has a CTAP of 26. Thus, his NAT becomes zero and his CTAP becomes 34 (60-26). This CTAP keeps track of how many APs he must use next round to complete this action.

The RCAT is updated to the lowest non-zero NAT, which is 95, the NAT of each of the Orcs; so they both fire simultaneously. They resolve their attacks, but only give Kavin a few concussion hits. They both decide to fire again (35 APs), so one Orc's NAT becomes 130 and his CTAP becomes zero. The other Orc doesn't have enough APs left to fire this round (his CTAP is only 8), so his NAT is set to zero and his CTAP becomes 27 (35-8) to keep track of how much activity the bow shot will require next round.

The RCAT is updated to the lowest non-zero NAT of 130, so the Orc fires again and misses Kavin the Lucky. The Orc decides that "the third time's the charm" and declares his action is to fire again. However, he is out of APs so his NAT becomes zero and his CTAP is set to 35 (35-0) to keep track of how much activity the bow shot will require next round.

The round now ends because all NATs are zero.

Now we begin the next round by setting the RCAT to zero. Then each NAT is set equal to the combatant's CTAP: 34 for Kavin, 27 for one Orc, and 35 for the other. Their CTAPs become equal to their TAPs: 108, 103, and 130. Now the RCAT is updated to begin the round. One Orc will attack first, then Kavin, then the second Orc.



ACTION COSTS (3.10.3)

The AP costs for most actions are summarized on the Action Cost Chart. This section presents explanations and guidelines for handling a variety of actions.

MOVEMENT

Assuming that a round in this system is 25-30 seconds long, then a combatant could move 2.5x his normal RM movement rate during a round in this system. So lets assume the following AP costs for certain standard movement:

| Distance Moved | AP Cost |
|-----------------------|---------|
| 1/4 RM Movement Rate | 10 |
| 1/2 RM Movement Rate | 20 |
| 3/4 RM Movement Rate | 30 |
| Full RM Movement Rate | 40 |

A general formula would be:

$$\text{AP Cost} = 40 \times [\# \text{ of ft moved} \div (\text{Movement Rate} \times \text{pace multiplier})]$$

Example: *Helcar, a Thief, has a movement rate of 84 (this means 84'rnd at a walking pace). He is positioned behind a rock 30' away from a huge Troll (a good place to be!). He wishes to sneak up on the Troll and ambush it. His TAP is 127 (100+25+2). Since he wants to sneak up on the Troll his pace multiplier will be at 1/2. The AP cost of moving 30' is $28.57 = 40 \times [30' \div (84 \times 1/2)]$, which rounds up to a AP cost of 29. A GM can use rounded figures and the chart above—30' is 3/4s of 42 so the AP cost is 30.*

In a tactical situation where the movement of various foes may conflict, a GM may wish to have everyone use 5 or 10 AP actions for movement.

CASTING SPELLS

Casting spells requires time. All spells have a preparation time (except instantaneous ones) that requires APs. At the end of this preparation time the spell is cast and will take effect immediately. After a spell is cast, the caster must choose a *Recover From Spell* action that costs: $20 + (\text{spell level} + 2)$ APs (round up).

Each normal round of spell duration is equivalent to 40 APs of a round in this system.

AP COST REDUCTION DUE TO STAT BONUSES

The AP cost for some actions can be reduced by high stat bonuses. See the "Stat Effect on AP Cost" section of the Action Cost Chart for this AP cost reduction. The AP cost for an action can never be reduced below the Minimum AP cost for that action.

Actions performed at less than the normal AP cost suffer a -5 penalty for every point that the AP cost is reduced below normal; for base attack spells this is only -1 per point of reduction.

- The *Quickness* stat helps reduce the AP cost of such actions as firing a bow, drawing a weapon, and throwing a weapon.
- The *Agility* stat helps reduce the AP cost of such actions as loading a bow, disarming a trap, climbing, etc.
- The *Strength* stat helps reduce the AP cost of making a melee attack with a particular weapon (referred to as weapon cost) — this reduction does have fixed limits (i.e., a person can only move so fast).
- The *Power Point* stat corresponding to the realm of the spell (i.e., *In* for Channeling, *Em* for Essence, *Pr* for Mentalism) will reduce the number of APs required to prepare a spell. A high PP stat indicates a more in-depth knowledge of how spells work for a particular realm — leading to more efficiency in casting spells (i.e., a reduced casting time, APs).

Example: Dana decides to make an attack with his dagger. This is normally a 30 AP cost action, but Dana has a *Strength* of 99 for a +20 stat bonus. This stat bonus allows a AP cost reduction of 2, so Dana may use an AP cost of 30, 29 or 28 for his dagger attack (his choice)—his dagger attack would suffer a *OB* penalty of -0, -5, or -10 respectively.

HANDLING SPECIAL SITUATIONS (3.10.4)

This section discusses some of the most common situations that arise when this system is used. Of course, special situations will arise that are not covered specifically by this system; just use the same approach taken in this section and you will not have many problems.

PARRYING

Each time a combatant declares a melee attack action, he must state his percentage of *OB* on offense and on defense (i.e., how much he is parrying with).

MOVE AND PARRY

A combatant may declare a move and parry action; in which case, his pace multiplier is "1/2" but he may use up to half his *OB* to parry with.

MOVEMENT DURING SPELL PREPARATION

A character may split the time required for spell preparation into two half-AP actions. However, the only action allowed between the two half preparation is a 5 AP movement action.

OPPORTUNITY ACTION

A character may delay an action that has an immediate effect and that he has already expended the APs for (e.g., firing an arrow, casting a prepared spell, etc.). When his normal NAT arrives, he merely states that his action is an opportunity action. As the RCAT increases after this, his CTAP is reduced by the same amount until he decides to have his action take effect.

CANCELING AN ACTION

A character may cancel an action at anytime, but he loses half of the APs remaining to be used for the canceled action:

- Action is canceled and the RCAT is updated to equal the time at which the action is to be canceled. No NATs can be skipped.
- The canceler recovers half of the unused APs allocated to his cancelled action — he sets his CTAP equal to his old CTAP plus half of his NAT minus the RCAT:

$$\text{New CTAP} = \text{Old CTAP} + [(\text{NAT} - \text{RCAT}) \div 2]$$

- Finally, the canceler declares his new action and updates his CTAP and NAT normally.

Example: Dana the Elf is preparing a spell (60 AP) and has a CTAP of 30 and a NAT of 80 (so he started the action at RCAT of 20). However, at RCAT 35 one of the Orcs Dana is fighting declares a bow attack with a NAT of 70. Dana panics and cancels his action at RCAT 40 — allowed because, there are no other actions (NATs) between RCATs 35 and 40. Dana's CTAP becomes $50 = 30 + [(80-40) \div 2]$, thus he loses half of the APs remaining for the spell preparation. Dana now declares a 10 AP movement (1/4 normal movement rate) planning to duck behind a tree. His CTAP becomes 40 (50-10) and his NAT becomes 50 (40+10).

SPEED AND HASTE

Each normal round of Speed or Haste will increase a character's CTAP by 20-40 APs (GM discretion). We suggest 20 APs for a low powered campaign and 40 APs for a high-powered campaign.

3.11 A REVISED COMBAT SEQUENCE

In some ways the normal *RM* combat sequence (AL 3.1) can be limiting on player actions and intentions. The order of events segregates certain actions and makes other actions predictable. One can always expect spells before missile fire and one can not move away from missile fire until after it happens. One can not continue moving after attacking (unless it is done in the next round) nor can one attack and then move. Herein is presented a revised combat sequence designed to promote a more free-flowing combat style and to allow some maneuvers not possible with the standard system.

pr
Ly
fa:
re:



The revised combat sequence is ordered as such —

1. Roll for Skill-Effects
2. Make "Snap" Perception Rolls
3. Declaration of Actions
4. First Half-Round
 - a. Spell Point
 - b. Movement
 - c. Action Point
5. Second Half-Round
 - a. Spell Point
 - b. Movement
 - c. Action Point
6. End of Combat Round

ROLL FOR SKILL EFFECTS (3.11.1)

At the beginning of the round, any character who was previously preparing a skill such as an Adrenal Move, Frenzy, Control Lycanthropy or Meditation (Ki) rolls to determine success or failure. This allows the character to determine actions based on the results of these rolls.

MAKE "SNAP" PERCEPTION ROLLS (3.11.2)

At this point any character who is uncertain of the combat situation may declare he is making a "snap" perception roll. This roll is taken at the -20 penalty for being in melee; only -10 if only under missile fire. The character also takes a -20 penalty to his total initiative for that round. This allows characters to determine who is up or down, who is stunned or isn't actively parrying, who may be Frenzying or Adrenal "Sped."

DECLARATION OF ACTIONS (3.11.3)

Characters now declare actions in reverse order of initiative. Several different sorts of actions may be declared for an upcoming round. These can be broken down into three categories:

- static action
- half move and a action
- full move with/without action

STATIC ACTION

A static action is one that takes little or no movement during the combat round (i.e., no movement is declared other than facing changes). The following are some examples of static actions which can be declared.



Skill Use (Non-Combat) — A character can declare that he will be performing a skill action during the round. Examples of suitable skills include First Aid (on self or others), Rope Mastery, Full Perceptions (with no minus), Read Runes or Attunement. The Gamemaster should decide whether the skill use will take one or several rounds to complete and state whether any penalties are involved. Rolling for completion of the skill use occurs at the end of the round (*S. End of Turn*). One may move up to half of one's base movement rate depending on the skill being used.

Spell Prep / Frenzy Prep / Lycanthropy Prep — This case is similar to the previous except the roll for the completion of the skill occurs during the next round. One may move up half one's base movement rate during the round. If in a combat situation, the combatant may use his/her Qu DB as well as parry at half OB. A Gamemaster may rule the certain combat results may disrupt or penalize the skill use.

Normal Attack Action — An attack action includes spell casting, melee combat, missile and thrown attacks. Spells are normally cast at the First Half Spell Point but may be held to the Second Half Spell Point. Attacks (melee, missile or thrown) occur at the First Half Action Point but also may be held until the Second Half Action Point. One declares no movement except changes of facing (and these should be specified and are done during the Movement phase). If a character is taking two attacks then the attacks should be divided between the First and Second Half Action Points with the player or Gamemaster specifying the order. Characters taking three or more attacks should divide them as evenly as possible between the Action Points.

Example: Anna Ashford is taking two attacks with her hand axes and is also a "Trained Regular Footman" allowing her an additional Rank 1 Sweep as well. The Gamemaster has Anna take one hand axe attack and the sweep attack at the first Action Point and the second hand axe attack at the second Action Point.

Reload/rearm — Reload/rearm is completed at the end of the First Half Action Point. One may move up to half one's base movement rate during the turn. Drawing one weapon is a 1/2 action and one may attack at the second Action Point at a -20. Drawing a second weapon in a turn is completed at the end of the round and adds another -30 to the first weapon's OB (a Gamemaster may wish to make exceptions for small weapons, two-weapon combinations).

ACTION & HALF MOVE / HALF MOVE & ACTION

The character involved declares an action (usually a spell cast or melee attack) followed by a half move or a half move followed by an action. The distance of the movement involved is half the base movement multiplied the pace multiple specified by the player and allowed by the Gamemaster. The first action/move is resolved in the First Half-Round and then a maneuver roll must be made to complete the second move/action in the Second Half-Round. The base difficulty of the maneuver roll depends on the pace multiplier of the character during the round (see the Move & Action Difficulty Chart). Actions may include melee attack, thrown attack, missile attack or spell casting.

Example 1: Lilah the Archer wishes to pursue an Elk before shooting it. She declares a 2x half movement and will then fire her bow. Her base rate is 75' and so she moves (1/2 x 75' x 2 =) 75' in the first half of the round. Since her pace multiplier is 2x, she must make a Light maneuver to determine any detriment to her OB when she shoots the Elk.

Example 2: Leofric the Immortal wishes to strike an opponent and then pursue another. He declares an attack and then a 1x half movement. Leofric rolls for the attack in the first half of the round. Since his pace multiplier is 1x, he then rolls an Easy maneuver to determine how much of half his base rate he can move in the second half of the round.

FULL MOVE WITH/WITHOUT ACTION

The character involved declares a full move during the round which can include an action at either the First Half or Second Half Action Point. The character can move up to as many multiples of his base movement rate as the situation or the Gamemaster will allow. At the appropriate action point in the round, the character makes a maneuver roll to determine the effectiveness of the action he wishes to take. The difficulty of the action is dependent on his pace multiplier (see the Move & Action Difficulty Chart). In this case the action may include a spell cast, an attack or a maneuver such as an Acrobatic leap, a Tumble, a Pick Pocket or a grab.

Example: Sinnes the Conjuror is walking (1x) down a city street. He spots his lifelong enemy just ahead of him. Sinnes declares he is going to run (3x) up to the man and Shock Bolt him as he passes by. The Gamemaster marks off Sinnes' movement for the first half of the round and determines the range to his target. Sinnes then rolls a Hard maneuver to determine any detriment to his spell casting or directed spells skill. After resolving the Shock Bolt, the Gamemaster marks off Sinnes' movement for the second half of the round. (Note: This example assumes Sinnes' Shock Bolt is either instantaneous or from an item.)


| MOVE & ACTION DIFFICULTY CHART | | |
|--------------------------------|-------------------|--------------------|
| Movement Rate | 1/2 Move & Action | Full Move & Action |
| up to 1X | Easy | Light |
| up to 2X | Light | Medium |
| up to 3X | Medium | Hard |
| up to 4X | Hard | Very Hard |
| up to 5X | Very Hard | Extremely Hard |

NOTES ON ACTIONS

Move & Action Maneuvers — Required maneuver rolls for "Move & Action" situations is appropriate to the situation; characters on foot make a Maneuvering in Armor or an AG roll, riders make a Riding roll (and the horse an MM roll if necessary), swimmers make a Swimming roll, fliers make a Flying roll.

Canceling an Action — Canceling a declared action results in the loss of that half round of action and any new actions (if the second half of the round is available) are attempted at a -50 during the round. Any new action must be redeclared before the beginning of the Second Half Round.

Example: Don Carlos declares that he is attacking Grod the Orc. Before Don Carlos can attack, Grod passes out due to blood loss. Don Carlos aborts his attack and declares he is attacking Grod's brother Grid. Don Carlos take a -50 to his OB to attack Grid.



Holding an Action — A character may declare he is Holding his action. The character may take no new action (except for continuing movement or defense), other than make a perception roll (no penalty), for the First Half round. However the character may take an action at any initiative point in the Second Half round without having to make a maneuver roll.

Example: *Don Carlos and Grod the Orc are still at it. Don Carlos declares he is holding his action for the first half of the round. As luck would have it, Grid passes out in the first half round. Don Carlos redeclares an attack on Grod the Orc, the third of the triplets, and does such in the second half of the round with no penalty.*

Acceleration: One can accelerate up to 2 movement categories (0X to 2X, 1X to 3X, etc...) if taking a half move. One can accelerate up to 4 categories (1X to 5X,...) if taking a full move. One can decelerate up to 3 categories in a round unless stopped by an opponent or obstacle.

Haste and Speed — A character who is acting at twice the speed of normal due to *Haste* or *Speed* spells, *Adrenal Speed* or an item would be able to declare twice as many actions. The person acts with an +50 Initiative bonus for the normal first action and a -50 Initiative bonus for the extra action. Normally, a hasted character get an action declaration for the First Half round and one for the Second Half round.

Example: *Skarim is Hasted during this combat round. His total unmodified initiative is 90. Skarim would act at initiative 140 and again at initiative 40 during the round.*

FIRST HALF ROUND (3.11.4)

The first half of the combat round consists of three parts; the spell point, movement and the action point. During the spell point characters make any rolls for spells which were prepped in previous rounds, instantaneous spells declared this round, or any devices being used, read or drunk. During movement any characters which have declared movement do such. During the action point any declared combat actions (melee, missile or thrown attack) or maneuvers (acrobatics, tumbling, yado, disarming, etc.) are resolved. During this time all cancellations of actions are declared and at the end any character holding or canceling an action may redeclare.

SECOND HALF ROUND (3.11.5)

The second half of the combat round proceeds exactly as does the first half; spell point, movement and the action point. The spell point includes any delayed or held spells or newly cast instantaneous or zero round prep spells. Movement covers new and continuing movement as well as results of the first half round's actions (e.g., Unbalancing crits which move a character). The action point covers second or last attacks, held or declared attacks, and finishing maneuvers to full moves.

END OF COMBAT ROUND (3.11.6)

At this point all bookkeeping for the combat round is completed. Any skill rolls necessary are made by those characters involved in a static skill action.

OPTIONAL SPELL “LAWS”

4.1 UNIQUE SPELLS

In each particular campaign, a GM should feel free to make spells, spell lists, and spellcasting unique and special for his world or specific areas in his world. As a general rule, a GM should try to avoid making the spells more or less powerful; unless that fits his world and he is prepared for it. This will help maintain the balance of the original spell system, so that any additional weaknesses or strengths coming from the unique spell modifications should even out.

Two spellcasters may have the same list as far as the spell levels and spell names are concerned, but the lists could be very different in actuality. This will make the world more interesting and unique. Most players will tell you that such contributions by the GM make the game more interesting and easier and more enjoyable to role play in.

An example of a unique use of spells and spell guidelines is presented in Cleric's Law (RMCI 4.19). In this material, Clerics are allowed to have spell lists that fit their deities' spheres of influence in a specific campaign world. The examples in this section show how spells and spell casting can be molded to a specific campaign world.

Example 1: *In a particular world, the GM decides that the Magician profession should deal with only with elements (he may even change their profession's name to Element Lord or something). That works well with the base lists, but what about the open and closed lists? Well, many lists can be described as “elemental” in nature such as Spell Wall (the caster is enshrouded in fiery, chill, wispy, etc. force that protects him from spells), Detecting Ways (caster “tunes in” with the earth to gain knowledge), etc. Gate Mastery could be significantly changed so that creatures summoned would not be normal creatures, but their elemental equivalent that would be composed of a specific element and would inflict an additional critical of the appropriate element (e.g., if the GM would normally decide that a giant frog would come with the summons, it would be a fiery frog, a cold frog, etc.). The demonic gate spells would summon either elemental demons or elementals. This would make certain lists more powerful, but than the GM might decide to balance things by ruling that these “Element Lords” cannot gain spells from lists such as Rune Mastery, Spirit Mastery and Spell Reins because of their decidedly un-elemental nature.*

Example 2: *This example examines another variation of making a unique Gate Mastery list. Suppose a certain group of spellcasters possessed a group of “body altering” lists like Shapechanging Ways (Arcane, RMCI 3.17) and also had the Gate Mastery list. The GM could change Gate Mastery to go along with their “body altering” lists—Gate Mastery spells would not summon creatures but would allow the caster to create them using his own body. These spells would enable the caster to take matter from his own body without doing him harm and create the desired creature out of that “protoplasm.” He could devote a number of his own*

concussion hits to the protoplasm and then the creature would determine their hits from that (e.g., take the creature's level times the number of hits the caster devoted). The caster would not have those hits until the creature was dispelled and the matter taken back. No harm would come to the caster if the creature took damage. This could very well make the creatures much more powerful, but the caster would be devoting his own flesh to make them powerful. Demonic Gate spells would be handled in a similar manner. The name of such a list could be changed to “Creature Creations.”

Example 3: *Mystics in a certain world might be thought of as “undercover agents” and so their spells have been developed so that they can be cast secretly—i.e., one is not able tell such a Mystic is casting a spell by looking at him. They would require no ESF roll to cast a spell without a free hand.*

Certain Clerics could be flamboyant spellcasters and receive an extra +10 spell roll bonus when they have both hands free and raise them toward the heavens or clasp them together as if praying.

Example 4: *Another area a GM may want to “flesh out” is what spells look like when they are cast. For help in what spells look like, a GM can look to some of the fantastic fantasy art that is available.*

Example 5: *Still another area a GM may want to “flesh out” is what it feels like to be healed magically and what is the difference (if any) between Healing and Lay Healing. In the author's world, Healing is pleasant for the subject and painful for the Healer while Lay Healing is done with scalpels and heat for major wounds and is quite painful for the subject.*

4.2 PP UNDERCASTING

PP undercasting is an extremely risky form of spell casting—the spell caster uses less than the required PPs when attempting to cast a spell. This situation requires an ESF roll (see SL 10.9). The shortfall in PPs is equivalent to one level of ESF overcasting (see SL 10.9.2). However, when the ESF roll is made the ESF modification due to a lack of PPs is doubled.

Example: *Morag the Lay Healer is in desperate straits, she needs to cast a Stun Relief I, a fourth level spell, but only has 2 power points left. A shortfall of 2 PPs is equivalent to a two level overcast—an ESF mod of 25. Thus, the two level PP undercast Morag is attempting has a $25 * 2 = 50$ ESF mod.*

Option 1: When calculating the spell failure total from any failed PP undercasting ESF, a GM may choose to triple either the standard or the doubled ESF modification.

Option 2: A Gamemaster may also wish to incorporate physical damage as well (e.g., perhaps by requiring that the PP undercaster take a Stress critical).



4.3 RITUAL MAGIC REVISITED

One very important point in the Ritual Magic System in *RMCH* 4.3 was not covered — what is the minimum time required for a ritual?

The ritual casting of a spell with a level above the caster's level takes at least four hours. For spells with a level less than or equal to the caster's, the minimum required time is:

1 hour + (normal casting and preparation time in hours)

Thus, in terms of normal SL casting time requirements, the following minimum times apply:

| Spell Class | Minimum Ritual Casting Time |
|-------------|-----------------------------|
| I | 2 hours |
| II | 3 hours |
| III | 4 hours |

Example: A 10th level caster could cast 1st-4th level ritual spells in a minimum of 2 hours, 5th-7th in a minimum of 3 hours, 8th-10th in a minimum of 4 hours, and 11th-14th in a minimum of 4 hours. Of course, spells above 14th level would require a number of hours equal to the (spell level - caster's level). see *RMCH* 4.3.

4.4 ADDITIONAL BASE LISTS

Many of the *RMCH* and *RMCH* semi spell users, have access to 6 or more base lists. If a GM wishes to give all semi spell users the same options, he can use the material in this section.

Each semi spell user will access to at least nine Base Lists. They choose six of these as their Normal Base Lists and have access to the unchosen ones as Open Lists.

Ranger — Standard 5 SL lists +
Sense Mastery (Closed Mentalism) *Guardian Ways* (Special)
Way of the Navigator (Arcane) *Animal Mastery* (Druid Base)

Bard — Standard 5 SL Lists +
Lesser Illusions (Open Essence) *Recreations* (Sage Base)
Beguiling Ways (Montebanc Base) *Weave Tale* (Sage Base)

Monk — Standard 5 SL Lists +
Combat Enhancement (Beastmaster Base)
Shielding Ways (Paladin Base)
Deadly Dances (Dervish Base, rename "Combat Ways")
Arm's Way (Paladin Base, no spells at lvl.10, 20, 50)

Delver — Standard 5 *RMCI* Lists +
Appraisal (Montebanc Base) *Mending Ways* (Arcane)
Noble Armor (Noble Warrior Base) *Bladerunes* (Arcane)
Noble Weapons (Noble Warrior Base)
Chaotic Weapon (Chaotic Lord Base)

Nightblade — Standard 5 *RMCI* Lists +
Sense Control (Mentalist Base) *Escaping Ways* (Sleuth Base)
Self-Healing (Open Mentalism) *Evasions* (Monk Base)

Beastmaster — Standard 6 *RMCH* Lists +
Sense Through Others (Seer Base)
Nature's Ways (Druid Base)
Weather Ways (Open Channeling)

Warrior Mage — Standard 6 *RMCH* Lists +
Body Renewal (Monk Base) *Evasions* (Monk Base)
Illusions (Open Mentalism)

Dervish — Standard 6 *RMCH* Lists +
Spellbreaker (Paladin Base) *Holy Warrior* (Paladin Base)
Damage Resistance (Open Mentalism)

Crafter — Standard 6 *RMCH* Lists +
Solid Manipulation (Closed Mentalism)
Gas Manipulation (Closed Mentalism)
Liquid Manipulation (Closed Mentalism)

Noble Warrior — Standard *RMCH* Lists +
 May chose one of his optional lists as his sixth base list **and** three more of his optional lists to be treated as open lists.

Chaotic Lord — Standard *RMCH* Lists +
 May chose one of his optional lists as his sixth base list **and** three more of his optional lists to be treated as open lists.

Macabre — Standard 5 *RMCH* Lists +
Doom's Law (Warlock Base) *Dark Lore* (Evil Cleric Base)
Mind Destruction (Sorcerer Base) *Curses* (Evil Cleric Base)

Montebanc — Standard 5 *RMCH* Lists +
Escaping Ways (Sleuth Base) *Distractions* (Nightblade Base)
Telekinesis (Closed Ment.) *Mind Mastery* (Closed Ment.)

Moon Mage — Standard *RMCH* Lists +
 May chose one of his optional lists as his sixth base list **and** three more of his optional lists to be treated as open lists.

Sleuth — Standard *RMCH* Lists +
Locating Ways (Closed Channeling)

4.5 SPELL CATALYSTS

As an optional rule to make spellcasting more intricate (and maybe more like spells of myth and fiction), a GM can allow some substances to make certain spells work more effectively — thereby functioning as “spell catalysts.” Depending on the GM, a spell catalyst can be common or rare, and can effect either a large number of spells or it can be very specific. The effects of a spell catalyst can also be quite varied, and there are many options for the GM to choose from. Spell catalysts should be destroyed (i.e., used up) when used.

Option 1: Choose a very general spell group for a catalyst, but make that catalyst rather expensive or hard to obtain. Effects for using a spell catalyst using this option should be moderate — something along the lines of a +10 bonus to spell rolls, or 50% additional range or duration, etc.

Example: *Make a vial of holy water a catalyst for all Channeling spells, but make it expensive — perhaps 10-20 gp per vial. Make gems worth over 20 GP a catalyst for all Essence spells. Make a fairly rare herb a catalyst for all Mentalism spells, but give it a “Difficulty of Finding” rating of 7-8.*

Option 2: Choose catalysts that are not quite as expensive or rare, but make them far more specific. This option will require a lot of work on the GM’s part, but it will help “flesh out” and individualize his magic system. Allowing fairly easily obtained substances to be used as catalysts requires that their effects be light — perhaps a +5 spell roll bonus, a 1 PP reduction in cost (with a minimum of 1), a 25% increase in range or duration, or something along those lines.

Example: *Use a number of specific herbs (“Difficulty of Finding” between 4-5) for many of the different healing spells. Use holy water for clerical “Bless” spells, sulfur for fire spells, animal hide or hair for Beastmaster spells, etc.*

Option 3: A catalyst for spells can be for a general group of spells, as in Option 1, but it is extremely difficult to obtain. The price (if it can be purchased) should be at least 200 GP, and should be very hard to find. It may even call for a complete adventure in and of itself to obtain. The effects of these catalysts should be substantial, such as a doubling or even tripling of range of the spells, cutting the PP cost in half, etc.

Example: *The Diamor is a special magical crystal that will greatly increase the effectiveness any “Information” spell and “grows” like a plant but is only found in the cavern of the Wyvern Lords...*

Option 4: As Option 3 above, but make the catalysts specific to a small group of spells as in Option 2 above.

Option 5: As Options 1, 2, and/or 3 above, combining the catalysts types. Of course, this option requires the most work on the GM’s part.

Example: *There may be a special wood that is fairly rare that will serve as a moderately powerful catalyst for all spells of the Channeling realm (Option 1), but for the really daring there is also a specific catalyst for “Repulsions” spells that is very potent (Option 3)—of course that catalyst is a vampire’s tooth ...*


Option 6: As Option 1 above, but the catalyst is not destroyed when used, and can be used over and over — the effects may need to be reduced, as in Option 2, if you think this is too powerful. These catalysts could be called spell foci, and could be used in conjunction with other catalysts. As an additional option, these foci could be used also (or instead) for helping in magical skills such as Reading Runes, Attunement, Power Perception, etc. A +5 bonus for such skills is recommended.

Example: *Such catalysts could include a silver holy symbol for Channeling spellcasters, a wand of a certain magical wood for Essence users, and a Focus Crystal (costing about 30 GP) for Mentalists.*

Option 7: As Option 6 above, except instead of receiving a bonus for having a focus, a spellcaster suffers penalties for **not** having a proper focus. A caster who has lost, forgot, broke, eaten or otherwise been separated from his focus should suffer a penalty such as a -10 for all spell and/or skill rolls, a 25% decrease in duration or range, or an extra 2-3 PP cost for each spell.

This focus requirement would not apply if a spell user has trained specifically not to need a focus — requiring an extra development point cost. Perhaps an additional 25% of the original DP cost to learn the spell list; with a minimum of 1 additional development point.

Such an option will certainly have casters guarding their foci closely, especially since learning not to use a focus will prove to very expensive in development points. Of course, it shouldn’t be that hard to get a new one, unless you are on a desert island, at the 157th level of a dungeon, floating through the void, etc.



4.6 CHANNELING POWER POINTS

This section presents a variation of the racial power points guidelines in *RMCH* 3.1 (Option 1). However, this variation involves PPs for all Channeling users — a Channeler's Learned PPs are determined by his devotion and service to his religion.

When a user of the Channeling realm reaches a new level, the Gamemaster should decide the Channeler's quality of "religious performance" since he last advanced a level. This quality rating should be: very bad, bad, mediocre, good, very good, or exceptional. To determine the number of Learned PPs, roll on the corresponding column of the Channeling Power Point Chart.

The dice roll column on this chart is determined by the god's degree of overt participation and interest in the affairs of his followers:

| | |
|-----------|---|
| Concerned | God is concerned with his followers activities. |
| Detached | God is not concerned with day-to-day events. |
| Isolated | God rarely consciously intervenes. |

TOTAL PPs

Total PPs for Pure Channeling Spell Users =
(Base PP + Learned PP) x (1 + In Bonus + 50)

Total PPs for Hybrid Channeling-Essence Spell Users =
(Base PP + Learned PP) x [1 + (In Bonus + Em Bonus) ÷ 100]

Total PPs for Hybrid Channeling-Mentalism Spell Users =
(Base PP + Learned PP) x [1 + (In Bonus + Pr Bonus) ÷ 100]

CHANNELING POWER POINT CHART

| D100 ROLL | | | QUALITY RATING | | | | | |
|-------------------|----------|----------|----------------|--------------|--------------|--------------|--------------|------------------|
| God's Involvement | | | I | II | III | IV | V | VI |
| Concerned | Detached | Isolated | Very Bad | Bad | Mediocre | Good | Very Good | Exceptional |
| 1 | — | — | Death | Death | Death | Expulsion | Reroll II | Reroll III |
| 2-3 | 1 | — | Death | Death | Expulsion | Spec - | Spec - | Spec - |
| 4-6 | 2 | — | Death | Expulsion | Spec - | Stat Det | Stat Det | Spec - |
| 7-10 | 3-5 | 1-3 | Expulsion | Spec - | Stat Det | Quest V | 1 PP, 30% - | 1 PP, 30% - |
| 11-25 | 6-15 | 4-10 | Spec - | Stat Det | Quest IV | 1 PP, 30% - | 1 PP | 1 PP, x In |
| 26-40 | 16-35 | 11-25 | Spec - | Quest III | 1 PP, 30% - | 1 PP | 1 PP, x In | 2 PP |
| 41-65 | 36-65 | 26-65 | Stat Det | Sacr. 1 PP | 1 PP | 1 PP, x In | 2 PP | 2 PP, Spec + |
| 66 | 66 | 66 | 1 PP | 2 PP, x In | 2 PP, Spec + | 2 PP, +1 In | 3 PP, Spec + | Reroll VII |
| 67-89 | 67-85 | 67-90 | Quest II | 1 PP, 30% - | 1 PP, x In | 2 PP | 2 PP Spec + | 3 PP |
| 90-94 | 86-98 | 91-99 | Sacr 1 PP | 1 PP | 2 PP | 2 PP, 30% + | 3 PP | 3 PP, Spec + |
| 95-97 | 99 | 100 | 1 PP, 30% - | 2 PP | 2 PP, 30% + | 2 PP, x In | 3 PP, x In | 3 PP, +1 In |
| 98-99 | 100 | — | 1 PP | 2 PP, 30% + | 2 PP, x In | 2 PP, Spec + | 3 PP, +1 In | Reroll VII |
| 100 | — | — | 2 PP | 2 PP, Spec + | 3 PP | 3 PP, x In | Reroll VII | Gate, Reroll VII |

QUALITY RATING VII (roll D10) —

1-4 = 3 PP, +2 In; 5-7 = 4 PP, Spec +; 8-9 = 6 PP, Spec +; 10 = D4+6 PP, Spec +

KEY —

Death: The caster is killed by a sudden burst of arcane power.

Expulsion: The caster is an outcast from his religion, he cannot use any Channeling Spells until he is "forgiven" or until he is accepted as a follower by another religion.

Spec -: The caster suffers some ill effect for his bad behavior. This may be a curse, a mutation, or whatever is fitting to the god (GM discretion). The caster does not learn any new PPs, another roll should be allowed after a period of atonement.

Stat Det: The caster has to make a stat deterioration roll on column 9-10 for a randomly determined stat. The caster does not learn any new PPs, another roll should be allowed after a period of atonement.

Quest "#": The caster has to fulfill some quest for his religion; if he succeeds, he is allowed a roll on the column labeled "#".

Sacr "# PP: The caster has to make a sacrifice (expense and type of sacrifice depends on god) before he learns "# PP".

"# PP, 30% ±: The caster learns "# PP", then the GM rolls for some special gift or geas.

"# PP: The caster learns "# PP".

"# PP, x In: The caster learns "# PP" and is allowed an additional Stat Gain Roll for his In (counting results from 1-4 as 5).

"# PP, Spec +: The caster learns "# PP" and gets some sort of gift from his god. This may be a magic item, a special ability, or whatever the GM deems appropriate.

"# PP, +1 (or +2) In: The caster learns "# PP" and his temporary and potential In stats are raised by 1 (or 2).

Reroll "#: Reroll for a Quality Rating of "#".

Gate, Reroll VII: As the 50th lvl spell on the Channels List (Cleric Base) and reroll for a Quality Rating of VII.

4.7 LEARNING ESSENCE SPELLS

In some fantasy literature and certain FRP game systems, a mage has to “learn” his spells in two ways — first, he must grasp the basic principle of the spell **and** second, before each casting of the spell, he has to memorize the exact words of the spell. The standard *RM* spell system only requires the first of these two ways to learn spells. If a GM wish to institute the second requirement (i.e., memorization of the spell), the material in this section can be used.

In order to cast an Essence spell, the “wording” of the spell must have been memorized **or** it can be read (e.g., from a book or a scroll). After the spell is cast it disappears from the caster’s memory, so it must be rememorized to be castable it again. A spell user can memorize a spell multiple times in order to be able to cast it several times without stopping to memorize it again.

Note: *These guidelines can be useful for GMs that feel that Essence users are more powerful than Channelling users and Mentalism users.*

The following restrictions apply:

- Hybrid spell users of Essence and another realm have to memorize their Base List spells and their Essence spells.
- Arcane Lists do not have to be memorized.
- The total number of levels of spells that a spell user can memorize is limited by the spell user’s Maximum Power Level or MPL is determined by the following formulac:

Pure Essence Users $\text{level}^2 \times [4 + (\text{Me Bonus} \div 12.5)]$

Hybrid Spell Users $\text{level}^2 \times [2 + (\text{Me Bonus} \div 25)]$

Semi-spell users $\text{level}^2 \times [1 + (\text{Me Bonus} \div 50)]$

Archmages $\text{level}^2 \times [1 + (\text{Me Bonus} \div 50)]$


- Spells may be memorized anytime, but the time is required is based upon the spell level and spell class (*SL* 6.2). Spells of a higher level than the memorizer are “class 5” spells for these purposes.

Memorization Time in Minutes =
 $\text{spell level} \times \text{spell class} [1 - (\text{Em Bonus} \div 50)]$

Option 1: Allow the casting of unmemorized spells with an ESF modification equal to the “spell class” times 10.

Option 2: A GM may wish to extend this requirement to Mentalism spells; and, perhaps, even to Channeling spells.

Option 3: Drop PP requirements and allow the memorization of spells only after an 8 hour resting period. Warning: this is pretty radical and may disturb play balance.



4.8 INDIVIDUAL SPELL DEVELOPMENT REVISITED

The individual spell development system in *RMCI* 4.5 does not include development cost for Arcane spells. The chart below provides some suggested costs.

| Pick Type | Pure | Hybrid | Semi | Non | Archmage |
|-----------|----------|----------|----------|-----|----------|
| A | — | — | — | 5x | — |
| B | 8* | 6* | 16* | — | 4* |
| C | — | — | — | 8x | — |
| D | 12* | 10* | 32* | — | 8* |
| E | 20/40/50 | 18/36/50 | 40/45/50 | — | 16/32/50 |

4.9 MULTIPLE SPELL LIST DEVELOPMENT

This rules variation allows a spell user to learn multiple spell lists at the same time (i.e., develop several lists with less than 20 DPs). A character can only allocate DPs towards as many spell lists as the character has base Power Points (not including level multipliers and background options such as ‘Archtype’ or ‘Aura’). Of course, this a spell user must still have access to the appropriate materials required to study and learn the lists (GM discretion).

Note: *This optional rule can lead to characters learning a whole lot of lists. It is only recommended for high powered campaigns (or perhaps for unlucky PCs).*

Option 1: The player may add the appropriate stat bonus to the base chance to learn the list.

Option 2: If using *RMCI*’s smoothed stat table, the base Power Points can be rounded off (e.g., 2.4 rounds to 2 and 2.5 rounds to 3).

Example: *Anderas the Healer has 98 In, so he has a stat bonus of 21 and 2.6 power points per level. Thus Anderas can learn 3 spell lists per level. He puts 5 DPs in to each of three lists giving Anderas a 46% ($5 * 5 + 21$) chance of success for each list.*

4.10 ONE ROLL SPELL RESOLUTION

The system presented in this section uses only one modified roll to resolve spell casting. This system replaces all rules concerning extraordinary spell failures, base spell attacks, spell failures, and resistance rolls.

Note: *This system is a radical departure from standard RM. A GM should examine this material very carefully before using it in his campaign.*

Base Spell Attack Procedure — To resolve a base spell attack, the attacker rolls an open ended attack roll **and** adds all applicable attacker modifiers and all applicable target and situation modifiers. If the result (the attack roll) is greater than 100, the attack succeeds; otherwise, it fails.

Spell Failure — If the attack roll is less than 101, the spell is assumed to have failed. An open-ended roll is then made and modified by (101 - attack roll) — this is the spell failure roll. This modified roll is applied to the appropriate spell failure table. For example, an attack roll of 86 means that the spell failure roll has a modification of 15 (101-86).

Resistance Rolls — Resistance rolls are not used in this system. All RR modifiers are subtracted from the attack roll instead. Thus a -20 RR mod means that that attacker has a +20 attack roll modification.

Spell Effects Based on RRs — For those spells with effects based on how much a RR failed by, treat the amount rolled over 100 as the amount failed by (i.e., use attack roll minus 100).

Non-Attack Spells — Non-attack spells still require an attack roll, but the modifiers based on range and voluntary target status usually insure that such spells will succeed.

Standard Base Spell Attack Modifiers — Modifiers that affect Base Attack Rolls in the standard RM system should have their effects doubled. Thus a spell shield that used to subtract ten from a base attack roll now subtracts twenty.

Objects — Objects normally have zero resistance, but magical and special objects will resist with a level equal to their bonus. Thus a +5 object resists at fifth level, that is with a modification of +25. Objects without bonuses resist with a level based on the strength of the enchantment and the GMs judgement. Nonmagical objects with bonuses have a resistance equal to their bonus.

Modifiers — Only one modifier under each subject (*) is used.

TARGET MODIFIERS

("+" is good for the attacker, "-" is good for the target)

- Target's level as a skill bonus (i.e., -5 for 1st 10 levels, -2 for 2nd 10 levels, etc.)
- Target's PP stat bonus (*Ess: Em, Ment: Pr, Chan: In, Hybrids:* average applicable stat bonuses)
- Target's racial RR modification -Var
- Applicable bonuses from protective items & spells Var
- Any applicable special bonuses Var
- Attack spell's realm differs from Target's realm -10
- Willing target +50
- Target is unconscious or asleep +30
- Target is stationary +10
- Target is surprised +20
- Target actively resists (75% of the round's activity) -25
- Target's level is greater than attacker's level -10
- Modifications due to armor worn by target:

| Armor | Ess | Chan | Ment |
|---------------------------|-----|------|------|
| Leather breastplate/tunic | -5 | — | — |
| Full leather | -10 | -5 | — |
| Metal breastplate | -15 | -20 | — |
| Full metal armor | -20 | -25 | -25 |

- Modifications due to helmet worn by target:

| Helmet | Ess | Chan | Ment |
|----------------------|-----|------|------|
| Leather helmet | — | — | -10 |
| Metal helmet, open | -5 | -5 | -15 |
| Metal helmet, closed | -10 | -10 | -20 |

- Modifications due to shield carried by target:

| Shield | Ess | Chan | Ment |
|---------------------|-----|------|------|
| Wood/Leather shield | -5 | — | — |
| Metal shield | -5 | -15 | -5 |

ATTACKER MODIFIERS

("+" is good for the attacker, "-" is good for the target)

- Basic attacker bonus +50
- Attacker's level as a skill bonus (i.e., +5 for 1st 10 levels, +2 for 2nd 10 levels, etc.)
- Attacker's PP stat bonus (*Ess: Em, Ment: Pr, Chan: In, Hybrids:* average applicable stat bonuses)
- Attacker's level bonus for base spell attacks
- If attacker's racial RR modifier for the spell's realm is negative, it is added; if it is positive, it is ignored. This can never be a positive modifier.
- Armor modifications (see SL 10.9.2); these can be reduced by Transcend Armor skill. This can never be a positive modifier.
- Applicable bonuses from items Var
- Any applicable special bonuses Var
- Attacker does not gesticulate (no free hand)
 - Mentalism -10
 - Channeling -20
 - Essence -30
- Attacker does not speak
 - Mentalism -10
 - Essence -20
 - Channeling -30
- Spell level is over attacker's level -15
 - More than five levels too high -25
 - More than ten levels too high -35
 - More than fifteen levels too high -70
 - More than twenty levels too high -100
- Attacker under missile attack -10
- Attacker in close combat -20
- Attacker under half hits -20
- Attacker stunned -50

Note: *Spell Mastery can negate some of the standard ESF modifications above (see SL 10.9).*

SITUATION MODIFIERS

("+" is good for the attacker, "-" is good for the target)

- Range modifier:
 - touch touch +30
 - 0-10' (0-3m) +10
 - 10'-50' (3-15m) 0
 - 50'-100' (15-30m) -10
 - 100'-300' (30-100m) -20
 - > 300' (> 100m) -30
- Attacker sees target poorly -10
 - Attacker cannot see target -20
 - Only approximate location known -30

OPTIONAL SKILLS/STATS "LAWS"

5.1 EXTENDED STAT GAINS

In published *RM* adventures very powerful characters often have stats above 101, maybe even above 110. These stats are explained by assuming a special bonus on the stat roll for very enchanted races *or* special events *or* magic items of great might.

If a GM wishes, he can use the following extension to the Stat Gain Table (*ChL* 15.1.2) as another explanation for very high stats **and** as a stat improving possibility for PCs. This extension applies to any stat that has its temporary value equal to its potential value.

| Roll | Temporary Stat Change | Potential Stat Change |
|-------|--------------------------|-----------------------|
| 01-04 | drops normally (2-8 pts) | none |
| 05-95 | none | none |
| 96-99 | none | +1 |
| 100 | +1 | +2 |

Option: Only a character's prime requisite stats can be increased through the use of this extension.

5.2 HIGH STRENGTH ABILITIES

RMCM provides for some special abilities for stats when they increase over the normal 101 maximum. This section provides for similar effects, but specifically considers very high St bonuses and their relation to combat situations.

Characters with very high St bonuses should have measurably greater effect when wielding standard weapons *and* should be able to wield larger than normal sized weapons (e.g., use a two-handed weapon in one hand). These factors can be represented by either using damage multipliers *or* by using a larger weapon table in place of a corresponding smaller one.

- A character with a +30 or greater St bonus and "great stature" (e.g., the author uses 9' tall or above) may either use a normal one-handed weapon with 1.5x normal concussion hit damage *or* he may use a normally two-handed weapon in one-hand with no penalty. When wielding a two-handed weapon with two hands, such a character does 1.5x normal concussion hit damage.
- A character with a +30 or greater St bonus and normal stature may wield a two-handed weapon with no penalty in one hand but does only 3/4x times normal concussion hit damage.
- The character with a +60 or greater St bonus and "great stature" may either use a normal one-handed weapon with 2x normal concussion hit damage *or* he may use a normally two-handed weapon in one-hand with no penalty and deliver 1.5x normal concussion hit damage. When wielding a two-handed weapon with two hands, such a character does 2x normal concussion hit damage.
- An character with a +60 or greater St bonus and normal stature will do 1.5x normal damage with either one-handed or a two-handed weapon wielded normally *or* 1.25x normal concussion hit damage with a two-handed weapon wielded in one hand.

- The Gamemaster may wish to increase the required St bonus for these effects for the 'off-arm' of non-ambidextrous characters. Thus a character might need a +40 or +80 St bonus to achieve the same effects as a +30 or +60 bonus for the normal weapon hand.
- The skill for using a two-handed weapon in one hand is in the "one-handed edged" or "one-handed concussion" category, but treat one-hand and two-hand use of the same weapon as similar. For example, skill with a flail can be developed as a "one-handed concussion" skill for use in one hand, and this skill is similar to two-handed skill with a flail.

| DAMAGE MULTIPLIERS FOR HIGH ST | | | |
|--------------------------------|---------|----------------|----------------|
| Weapon Type & # of hands used | Stature | ≥ +30 St Bonus | ≥ +60 St Bonus |
| 1-H used in 1 hand | Normal | 1.0x | 1.5x |
| 1-H used in 1 hand | Large | 1.5x | 2.0x |
| 2-H used in 1 hand | Normal | 0.75x | 1.25x |
| 2-H used in 1 hand | Large | 1.0x | 1.5x |
| 2-H used in 2 hands | Normal | 1.0x | 1.5x |
| 2-H used in 2 hands | Large | 1.5x | 2.0x |



5.3 MEDITATION AS A SINGLE SKILL

RMCH presents the Meditation skill as several different sub-skills (Death, Sleep, Healing, etc.) each of which has a separate development point-cost. This section is for those who only want to use the single Meditation skill as described in *ChL*, but wish to use the new professions from *RMCI* and *RMCH*. Note that many of the costs are taken directly from *ChL*, while others are based on the multiple Meditation costs from *RMCH*.

| MEDITATION SKILL COSTS | | |
|------------------------|-----------------------|--------------------|
| Alchemist 2/4 | Druid 1/4 | Ranger 2/4 |
| Animist 1/3 | Fighter 3/7 | Rogue 3/6 |
| Archmage 1/5 | Healer 1/2 | Runemaster ... 2/4 |
| Astrologer 1/2 | H.W. Monk ... 2/5 | Sage 1/4 |
| Barbarian 3/7 | Illusionist 2/4 | Scholar 2/4 |
| Bard 2/4 | Lay Healer ... 1/4 | Seer 1/2 |
| Beastmaster .. 2/6 | Magician 1/5 | Shaman 1/2 |
| Burglar 3/6 | Mentalist 1/4 | Sorcerer 2/4 |
| Cleric 1/2 | Monk 1/5 | Thief 3/6 |
| Conjurer 2/4 | Mystic 1/3 | Trader 3/6 |
| Crystal Mage 1/5 | Necromancer . 1/4 | Warlock 2/4 |
| Dancer 3/7 | Nightblade 3/6 | Warrior Mage 2/6 |
| Delver 2/4 | Non-Prof. 2/6 | W. Monk 2/4 |
| Dervish 2/6 | Paladin 2/4 | Witch 2/4 |

5.4 MAINTAINING ADRENALS

Adrenal Moves as defined in *ChL* only last for one round (Speed, Strength, and Quick-Draw) or for one action (Balance, Leaping and Landing). This option rule allows a character using Adrenal Speed or Adrenal Strength to attempt to continue the effect beyond one round of duration. This requires a new roll each subsequent round to see if the Adrenal move continues; this roll is 1D100 plus the Adrenal skill bonus. The modified roll must be more than $(90 + 10 \times \# \text{ rds})$, see the chart below.

The 'recovery penalty' (normally -20 the round after the adrenal move is finished) is also modified based on how rounds the Adrenal move is maintained. This penalty is: $-10 - (10 \times \# \text{ rds})$, see the chart below. This penalty applies the round after the Adrenal Move ends and decreased by 10 each round after that.

Example: *Kellendil the Warrior Mage has just finished four combat rounds of Adrenal Speed. On the fifth round Kellendil rolls 132 for his attempt to continue his Adrenal Speed, this is less than 141, so he fails. Thus, on round 5, he suffers a -50 penalty, which decreases to -40 on round 6, -30 on round 7, -20 on round 8, -10 on round 9, and disappears on round 10.*

| Round # | Standard | | Option 1 | |
|---------|------------|-------------------|------------|-------------------|
| | Success On | Penalty Rnd After | Success On | Penalty Rnd After |
| 1 | 100+ | -20 | 100+ | -20 |
| 2 | 111+ | -30 | 121+ | -40 |
| 3 | 121+ | -40 | 141+ | -60 |
| 4 | 131+ | -50 | 161+ | -80 |
| etc. | etc. | etc. | etc. | etc. |

Option 1: The success roll modification and the recovery penalty increase by 20 instead of by 10 (see chart above).

Option 2: A Gamemaster may wish to have a player roll a Stress Critical if a character continues an Adrenal Move for a large number of consecutive rounds. The Gamemaster may wish to do this after the Adrenal Move is finished or during the Adrenal Move.

Example: *Kurin the Bold is in his fifth round of Adrenal Strength. The Gamemaster has Kurin's player roll an 'A' stress critical at the end of that round and may increase the penalty to a 'B' or 'C' in successive rounds.*

5.5 MODIFIED FRENZY

Adrenal Speed and Haste spells can increase the number of attacks a character can make, while Adrenal Strength or magic items can increase the damage a character does. This leads some GMs and players use these approaches rather than the Frenzy skill. This is especially true in a campaign where there are high offensive bonuses and most combatants parry often.

Under the optional rules in this section, Frenzy is redefined. A frenzied character can only take the offensive or defensive action allowed by his state due to combat damage (see the chart below). The rationale here is that the nature of Frenzy allows the character to shake off a "stun" result and press on, but the impact effect of a "must parry" result causes the character to momentarily hesitate (and parry or dodge).

Note: *Hopefully, this modification will make players consider Frenzy a skill rather than a disadvantage and may allow Bashkars to progress beyond first level.*

| Combat State | Offensive Bonus | Defensive Bonus |
|-------------------|------------------------|-----------------|
| normal | OB + 30 | 0 * |
| stunned | $0.5 \times (OB + 30)$ | 0 * |
| must parry | 0 | OB - 30 |
| stunned, no parry | 0 | $1/2 (OB - 30)$ |

* — magic only (potions, armor, etc...)

Note that Qu is never part of a frenzied character's DB. The rationale here is that a character in combat is always involved in some amount of dodging and ducking, thus using his Qu DB. A frenzied character does not think of ducking and weaving and thus does not use his Qu DB.

Option 1: Instead of the normal +30 offensive bonus for Frenzy, add the Qu DB value to the character's OB instead. This represents applying his Quickness to all out attacking.

Option 2: If a frenzied character has a shield, allow him to attack with the shield (i.e., to use a shield bash attack). However, only allow the shield's DB modification if the frenzied character "must parry."

5.6 USING SPELL MASTERY FOR RESEARCH

This section presents a way for a character to use Spell Mastery skill ranks to modify specific spell parameters. The ranks are expended on the "research" necessary to develop a modified spell(s). Thereafter the character can cast the modified spell(s) without further expenditure of ranks.

Any aspect of a spell (subject to Gamemaster approval) can be modified by expending the appropriate number of Spell Mastery skill ranks. Appropriate parameters include: range, duration, number of targets, damage done, radii of effect, time of effect, a bonus to BAR roll, reduced preparation time, reduced casting time, etc.

When allocating Development Points for a new level, a character must specify how many ranks of Spell Mastery he is developing, what spell (or spell list) is being modified, and what aspect the researcher wishes to change. The GM must then either veto the modification or set a cost of research in terms of Spell Mastery skill ranks.

Option 1: The Gamemaster may allow modification of one spell in a list to affect all similar spells in that list.

Example: *Haldring the Mage researches a modified Sleep V spell that may be cast with an additional +5 modification to its BAR roll. The GM rules that this bonus applies to Sleep VII, Sleep X and so on.*

Option 2: The Gamemaster may allow a character to simultaneously research modifications to spells on several unrelated lists (i.e., the ranks of Spell Mastery for each one could be developed simultaneously). The rationale here is: if warriors can train with several different weapons simultaneously, then a mage can research research several spell modifications simultaneously.

Example: *Smegole the Slimy Sorcerer's player puts DPs into researching modifications to spells on three different lists; 2 ranks towards reducing casting times on the Flesh Destruction list, 1 rank towards vaporizing liquids in containers on the Liquid Destruction list, and 1 rank to increasing 'Shield' size on the Shield Mastery list. Smegole is buying four ranks of Spell Mastery in 3 lists and thus pays 2+5 (1st list) + 2 (2nd list) + 2 (3rd list) = 11 Development Points in all.*

EXAMPLES

Below we present some examples of modified spells and the number of ranks required to research each one. These examples are drawn from the author's campaign and a GM should feel free to modify or prohibit them.

All Spells — Two ranks of Spell Mastery to eliminate one round of preparation required for a spell or related group of spells. One rank of Spell Mastery to add a +5 bonus to the BAR of a spell.

Shield (Open Essence) — One rank to increase the shield from +25 to DB to +30 (two ranks for +34, three for +37, four for +39, and five for +40).

Limb Pain (Sorcerer Base) — Two ranks to specify exactly which limb is affected; the neck is not allowed; only arms, legs, and tails.

Wall of Fire (Magician Base) — One rank to expand the spell area of effect from 10'x10' to 20'x10'. Two ranks to increase the severity of the critical from an 'A' to a 'B'.

Extension, Ranging (Open Essence) — Two ranks to combine both effects into one spell which affects the next spell cast. Aside: Typically followed by a Stun Cloud from the Mage who first developed this modification.

Elemental 'Bolt' Spells (various) — One rank to increase the concussion hit damage done to 1.25x normal, two ranks to increase the concussion hit damage done to 1.5x normal, and so on (maximum of 3x).

Leaping (Open Essence) — Two ranks to develop a reversed version, "Dropping", which can be used upon flying or similarly elevated creatures. Target drops 20' or moves sideways 50' (random direction) if the RR is failed, with the appropriate consequences for intervening terrain (treat as a fall and use the Fall/Crush Attack Table, *At* 11.2.1).

Elemental Summons (Magician, Base) — Two ranks to allow an elemental summoned to be Mastered (via the casting of the appropriate *Mastery* spell) to a person other than the caster.

5.7 SKILLS FOR VERY OLD CHARACTERS

The system presented in this section assumes that a character who has lived a thousand years before becoming an active adventurer has more skill and experience than a 20 year old human. It is assumed that such a character has picked up "professional and general knowledge." This system is intended to be used with the normal level system by a careful GM and his players. This material will normally only be used for character generation, but it may also be used if there are long (at least 100 years) gaps in a character's career.

AUTOMATIC SKILL DEVELOPMENT (5.7.1)

Certain skills are developed regardless of character activity or inactivity so long as they are not totally alien to the character. (e.g., Weather Watching to a cave-dweller; Seduction to a hermit, etc.).

Each of these skills will develop to Rank 10, then stop. Linguistics is an exception; a language can develop up to 20 ranks.

| Skill | # Years / Skill Rank |
|---|----------------------|
| Linguistics (Ranks 1-10) * | 10 |
| Linguistics (Ranks 11-20) * | 250 |
| Weather Watching | 25 |
| Anthropology * | 100 |
| Racial History * | 100 |
| Perception | 250 |
| Lie Perception | 250 |
| Seduction | 250 |
| Philosophy/Religious Doctrine | 500 |
| * — These skills develop only in the applicable culture(s) inhabited during the time period of the development. | |

VOLUNTARY SKILL DEVELOPMENT (5.7.2)

A character may choose to develop certain other skills. The total number of ranks that can be developed voluntarily are:

| # Years | # of Ranks (round up) |
|----------|---|
| 21-50 | 1 rank for every 3 years over 20 |
| 51-500 | 10 + 1 rank for every 5 years over 50 |
| 501-1000 | 100 + 1 rank for every 10 years over 500 |
| 1001+ | 150 + 1 rank for every 20 years over 1000 |

Example: A 45 year old starting character could develop 9 ranks using this method; 26 ranks for a 130 year old; 80 ranks for a 400 year old; 120 ranks for a 700 year old; 160 ranks for a 1200 year old.

LIMIT ON NUMBER OF RANKS DEVELOPED

Using this system (automatic and voluntary skill development), the maximum number of ranks that a PC can develop in any one skill is:

Max # Ranks (for one skill) = (total # ranks developed) ÷ 10

SPECIFIC DEVELOPMENT RESTRICTIONS

In order to develop the skills that fall into the following groups, certain requirements that must be satisfied

- **General:** These skills can be developed by anyone, given correct climate and situation (e.g., common sense says that a desert-dweller cannot learn to ski or swim very easily).
- **Travel:** These skills can be developed on extensive voyages.
- **Cultural:** These skills can be developed in an appropriate culture (e.g., you cannot get Streetwise in a forest).
- **Job:** These skills can be developed by practicing a specific profession.
- **Special:** These skills can be developed only by certain races or under special conditions.


Note that the skills are only loosely grouped, mainly for convenience than for a rigid system.

GENERAL SKILLS

| | | |
|-----------------|----------------------|-------------------|
| Adrenal Balance | Leadership | Second Aid |
| Anthropology | Lie Perception | Seduction |
| Appraisal | Linguistics | Singing |
| Athletic Games | Lip Reading | Skating |
| Basic Math | Loading | Skiing |
| Brawling | M. Arts Rk 1 (only) | Star-Gazing |
| Cookery | Midwifery | Stunned Maneuvers |
| Dance | Perception | Surfing |
| Drug Tolerance | Phil./Rel. Doctrine | Swimming |
| Duping | Play Instrument | Tactical Games |
| First Aid | Poetic Improvisation | Tale Telling |
| Foraging | Public Speaking | Trading |
| Gambling | Racial History | Weather Watching |
| Jumping | Rope Mastery | |

TRAVEL SKILLS

| | | |
|-----------------|------------|---------|
| Boat Pilot | Driving | Rowing |
| Diplomacy | Navigation | Sailing |
| Direction Sense | Riding | |



CULTURAL SKILLS

| | | |
|----------------|------------|--------------|
| Administration | Lore | Sense Ambush |
| Begging | Heraldry | Skinning |
| Bribery | Mapping | Streetwise |
| Climbing | Meditation | Scrounge |

JOB SKILLS

| | | |
|--------------------|------------------|-------------|
| Adrenal Quick-Draw | Herding | Smithing |
| Armor Evaluation | Horticulture | Stone Craft |
| Crafting | Metal Evaluation | Wood Craft |
| Diagnostics | | |

SPECIAL SKILLS

| | |
|---|--------------------|
| Acrobatics | (Aerial Creatures) |
| Flying | (Aerial Creatures) |
| Caving | (Cave-dwellers) |
| Control Lycanthropy | (Lycanthropes) |
| Power Perception | (magical races) |
| Sense Reality Warp | (magical races) |
| Spatial Location Awareness | (if blind) |
| + other skills for odd races and situations | |

TIME SENSE (5.7.3)

A character's Time Sense skill bonus should deteriorate with age. For example, a month is nothing to a two-thousand year old Elf; he could probably sit for a year and hardly notice.

The penalty should be decided by the GM, but we suggest:

(total # ranks) ÷ 2 [total # ranks as defined in 5.7.2]

5.8 MAGICAL LANGUAGES

RMCI Section 2.4 suggests a number of magical languages appropriate for use with the Magic Languages skill. This section presents another set of magical languages closely tied to the *RM* spell using professions and *SL*'s realms and spells.

Professional Languages — Each spell using profession (e.g., Magician, Healer, Mystic, etc.) has a magical language which is used to teach and write its base spells and to perform rituals and ceremonies. That magical language is unique to that profession, but may be superficially *similar* to that of other professions within the same realm. Thus there is a language of Magicians in which the Mage's base spells are written, which is similar but not the same as the language that Illusionist base spells are written in. Although some professions "share" base lists (e.g., the Combat Enhancement list for Beastmasters and Warrior Mages), each profession is taught the concepts and execution of its list in its own unique professional language. The names of the languages may be similar in derivation to the professions to which they are associated.

Open and Closed Spell List Languages — There is also one magical language for the Open lists of each realm and one for the Closed lists of each realm. Each of these six languages is similar to the other languages in the same realm.

Learning a Magical Language when Learning a Spell List — When learning a spell list, a spell user also learns the language associate with the list to a rank equal to the maximum spell level being learned. Learning the language in this fashion does not cost any additional development points and is assumed to be part of the magical training the spell user receives.

Example: A Magician learns *Light Law* to 10th level. At the same time he automatically learns the language of Magicians (if he doesn't already know it) to 10 ranks. A Warrior Mage learns a *Closed Mentalist* list to 5th level. He learns the language of *Closed Mentalism* to 5 ranks.

Learning a Magical Language without Learning a Corresponding Spell List: A character can expend development points to learn any magical language, subject to materials being available and Gamemaster approval.

Similar Skills: If the similar skills guidelines in *RMCI* 4.1 are being used, the following similarities apply:

| Language | Similar Language (<i>same realm only</i>) | | | |
|----------|---|--------|--------|----------|
| | Open | Closed | Base * | Hybrid † |
| Open | — | 1/2 | 1/4 | 1/8 |
| Closed | 1/2 | — | 1/2 | 1/4 |
| Base * | 1/4 | 1/2 | 1/4 | 1/8 |
| Hybrid † | 1/8 | 1/4 | 1/8 | — |

* — There is one 'Base' (i.e., professional) magical language for each profession.
 † — A Hybrid 'Base' (i.e., professional) magical language is similar to the open, closed, and Base languages of both associated realms. For these purposes, treat an Archmage as a Hybrid of all three realms.

Runes: If a character knows the magical language of a spell in a rune to a rank greater than or equal to the level of the spell, he can determine what the spell is. This does not allow him to use the rune — he must still make a normal "Use Runes" roll (*ChL* 3.7.3). Being able to determine what spell is in a rune does give the reader a +20 bonus for his "Use Runes" roll (*ChL* Table 15.3.4).



5
W
op
• F
r
V
• T
t
7
• T
c
c
• A
C
p
a
re
C
th
T
[
N
n
N
W
E
C
sh
br
sh
(B
—
Alc
Ani
Arc
Ast
Bar
Bar
Bea
Bur
Cler
Con
Crys
Dan
Delv
Derv
—
Bour
Bash
All o
cost)

5.9 A TWO WEAPON COMBO OPTION

This section presents a different way of handling the *RMCI* Two Weapon Combo (TWC) skill. This variant deals with skill development and similarity, not with the actual use of the skill.

DEVELOPING TWO WEAPON COMBO SKILL

- First, a character must separately develop normal Weapon skill ranks for each weapon in the hand that will be used in the Two Weapon Combo (*ChL* 13.1.4).
- Then, TWC skill must be developed to represent the user's ability to use the two weapons together in melee as outlined in *RMCI* 7.0.
- TWC skill must be developed separately for each weapon combination. Using the same two weapons in different hands counts as a different Combo.
- Add up the normal fumble ranges for the two weapons in a Combo. This represents the TWC skill rank needed to obtain full proficiency using the two weapons together in combination. If a character's skill rank in TWC for two weapons is less than required (i.e., the fumble range sum), then the character's OB for each weapon is only a fraction of normal when used in the Combo. The fraction is equal to the TWC skill rank divided by the sum of the fumble ranges:

$$\text{TWC OB for Deficit Ranks} = \text{Normal OB} \times \left[\frac{\text{TWC rank}}{\text{Wp \#1 fumble range} + \text{Wp. \#2 fumble range}} \right]$$

Note: The TWC OB for a weapon may never exceed its normal, one-hand use OB.

Note: Using this option, there is no penalty for using Two Weapon Combo with one weapon.

Example: Frankie the Fighter is learning to use Two Weapon Combo (TWC) with a broadsword in his right hand and a shortsword in his left hand. He has a +50 bonus for a broadsword in his right hand and a +20 bonus for a shortsword in his left hand. He also has four ranks of TWC (Broadsword-RH—Shortsword-LH). However, the sum of

the fumble ratings for the two weapons is five (bs: 3, ss: 2); therefore, when using both weapons together in combat, Frankie's TWC OB for each weapon is only 4/5ths of his normal OB for each weapon — +40 with the broadsword and +16 with the shortsword.

Option 1: A GM may rule that TWC skill ranks for a Combo may not be developed beyond the fumble range sum for the two weapons involved; e.g., one couldn't have more than 5 skill ranks with a broadsword—shortsword combination.

Option 2: If a character's OB with one (or both) of the weapons in a Combo is negative, then the reciprocal of the TWC fraction can be used to modify the OB(s); e.g., "4/5" would become "5/4" to modify a negative OB.

SIMILAR TWC SKILLS

Figuring similarity (*RMCI* 4.1) for two weapon combinations is fairly straightforward. Using the chart below to determine the number of similar skill ranks of TWC that apply.

| | |
|---|-----|
| same weapons; opposite hands | 1/2 |
| one same weapon & one similar weapon; correct hands | 1/2 |
| one same weapon & one similar weapon; opp. hands | 1/4 |
| one same weapon, correct hand & one non-similar weapon ... | 1/4 |
| both similar weapons; correct hands | 1/4 |
| both similar weapons; opp. hands | 1/8 |
| one same weapon, opp. hand & non-similar weapon | 1/8 |
| one similar weapon, correct hand & non-similar weapon | 1/8 |
| one similar weapon, opp. hand & non-similar weapon | 0 |
| both non-similar weapons | 0 |

Note: If two categories apply use the one with the best results.

Example: Frankie the Fighter (see earlier example) is battling some goblins and he accidentally drops his broadsword and kicks it ten feet behind him. Fortunately, hanging on the wall is a shortsword, which he quickly grabs (with his right hand). Now, Frankie decides that he wants to use these two shortswords together. This new "ss-RH—ss-LH" combo fits into two categories of similarity with his already developed "bs-RH—ss-LH" TWC skill. The categories are "one same weapon & one similar weapon; correct hands" and "one same weapon & one similar weapon; opposite hands." The first category is used because it has the greatest similarity, 1/2.

Since Frankie has four TWC ranks in "bs-RH—ss-LH", his "ss-RH—ss-LH" TWC skill rank is 2. The fumble range sum for the two weapons is four. Therefore, Frankie receives half (2/4 = 0.5) his normal OB when using the two shortswords together in combat. This works out to +10 for the shortsword in his left hand (half of +20). He has no skill developed for using a shortsword in his right hand, but he still has a +25 OB (half of his +50 bs OB) because a shortsword is similar to a broadsword. So his TWC OB for the ss-RH is +13 (half of +25). So when Frankie attacks the goblins with the two shortswords he receives a +13 for the sword in his right hand and a +10 for the sword in his left hand.

DEVELOPMENT POINT COST FOR TWC

| | | | | | |
|--------------------|-----|-------------------|-----|--------------------|-----|
| Alchemist | 20 | Druid | 14 | Ranger | 3/7 |
| Animist | 14 | Fighter | 2/5 | Rouge | 3/6 |
| Archmage | 20 | Healer | 20 | Runemaster | 20 |
| Astrologer | 20 | H. W. Monk | 2/6 | Sage | 16 |
| Barbarian | 2/7 | Illusionist | 20 | Scholar | 12 |
| Bard | 4 | Lay Healer | 15 | Seer | 17 |
| Beastmaster | 3/7 | Magician | 20 | Shaman | 14 |
| Burglar | 3/7 | Mentalist | 15 | Sorcerer | 20 |
| Cleric | 13 | Monk | 4 | Thief | 3/9 |
| Conjurer | 20 | Mystic | 20 | Trader | 3 |
| Crystal Mage | 16 | Necromancer | 20 | Warlock | 19 |
| Dancer | 3/8 | Nightblade | 3 | Warrior Mage | 3/7 |
| Delver | 12 | No Prof. | 3/6 | W. Monk | 3 |
| Dervish | 3/9 | Paladin | 3/6 | Witch | 20 |

RMCI & RMCI PROFESSIONS

| | | | | | |
|---------------------|-----|-----------------|---|-----------------|----|
| Bounty Hunter | 2/6 | Craftsman | 4 | Macabre | 14 |
| Bashkar | 2/5 | Crafter | 4 | Montebanc | 3 |

All other RMCI & RMCI professions pay their normal DP cost for Two Weapon Combo.

5.10 ADRENAL DEFENSE WITH EQUIPMENT

The material in this section deals with using Adrenal Defense with armor and large weapons — you might call it “An Oriental Approach.” This material will allow certain characters to effectively use light armor and large weapons with Adrenal Defense and Martial Arts (the situation in many past Oriental cultures).

ARMORED ADRENAL DEFENSE (—) (Special/DB)

Armored Adrenal Defense (AADef) is a specialized, relaxed form of Adrenal Defense. AADef is handled just like Adrenal Defense (*ChL* 3.8), but the following armor effects:

- AADef must be developed separately for each of the armor groups: soft leather (ATs 5-8), rigid leather (ATs 9-12), chain (ATs 13-16), and plate (ATs 17-20).
- The AADef skill bonus is reduced by the Armor’s Quickness Penalty and by its Maneuver Modification (see *ChL* 3.4). For the purposes of a character’s DB, the Armor’s Quickness Penalty will reduce either the AADef bonus or the Qu bonus, not both.
- All attacks made while using AADef are reduced by the armor’s Missile Attack Penalty (*ChL* 3.4).

Skill DP Cost: As Adrenal Defense.

WEAPON BUGEI (St/St/Ag) (OB)

Normally, the use of large objects in conjunction with Adrenal Defense (and AADef) is limited to the weapons kata of Martial Artists (*ChL* 3.8). This skill involves meleeing with a weapon(s) bigger than a dagger (perhaps with a shield) while using Adrenal Defense or AADef.


- Weapons Bugei is a type of Martial Arts skill (in addition to MA Strikes and MA Sweeps and Throws), with a maximum result of 105 for Rank I attacks, 120 for Rank II attacks, 135 for Rank III attacks, and 150 for Rank IV attacks. The attack table corresponding to one of the weapon(s) involved is used (attacker’s choice). Only one attack is made even if the attacker is using two weapons; the other weapon may be used as a shield.
- Weapons Bugei must be developed separately for each type of weapon, weapon/weapon, or weapon/shield combination.
- When not using Adrenal Def or AADef, the use of Weapons Bugei is really hindered by the slower movements involved; so the skill rank bonus is halved (i.e., “similar” weapon use).
- For the same weapon, Weapon Bugei and Weapon skill have a reciprocal similarity of 1/4.
- When using AADef skill and Weapons Bugei with a “shield”, the defensive value of any shield used is reduced: a weapon has a +5 bonus if used as a shield, target and normal shields only have a +10 bonus, full shields only have a +15 bonus, and wall shields may not be used at all.

Skill DP Cost: As Martial Arts.

Option 1: A GM may wish to restrict AADef to leather armor only.

Option 2: A GM may wish to restrict Weapon Bugei to certain Martial Arts type weapons.

Option 3: A GM may wish to restrict the use of AADef and Weapon Bugei to certain races and cultures.



5.11 NEW SKILLS

BODY RIGIDITY (SD) (Static Action) (MCh)

This skill is a type of Adrenal move that allows a character make his body become very rigid. A preparation round is required before the round that the character will become rigid, with actions in the preparation round at a penalty of 20% (as an adrenal move).

At the end of the preparation round the character rolls 1d10 (open-ended), adds applicable bonuses from *ChL* Table 153, and then adds his skill rank bonus. A roll of 101+ indicates that the character is successful, and in the following round all attacks the character is aware of can be “resisted.” A resisted attack has any critical roll(s) reduced by a number less than or equal to the character’s Body Rigidity skill rank.

This skill can also be used when using a martial arts attack on an inanimate object (e.g., a wall). A successful roll indicates that the attack can be made without the character taking any damage (e.g., breaking his hand or foot).

Skill DP Cost: As Adrenal Defense.

CRAFTING SKILLS (Ag/SD) (Static Action) (DA)M

These skills are additions to the list of crafting skills found in *RMCH* 7.0.

Brewer: A maker of alcoholic beverages.

Fire Starter: Is the ability to start a fire by rubbing sticks together.

Gem Cutter: A cutter and polisher of gems.

Jeweler: A maker of fine jewelry (rings, necklaces, etc.)

EXPERTISE (—) (Special) (MCK)

This skill allows a character who already has skill with a weapon to become an "expert" in using that weapon. — thus lowering his chance of fumbling. For every skill rank a character has in expertise with a specific weapon, his fumble range for that weapon is reduced by one, to a minimum of one. This skill must be developed separately for each weapon.

This skill can also be developed for each specific spell, but the spell failure range is reduced by one for each skill rank, to a minimum of one. Expertise skill ranks can also be used to reduce ESF modifications. This skill must be developed separately for each spell.

Option: A GM can allow Expertise skill to apply to a whole spell list rather than a specific spell.

Skill DP Cost: As the largest Weapon skill cost for weapon Expertise. As Spell Mastery for spell expertise.

SHIELD BASH (St/St/Ag) (OB) (AD)

Skill with a "shield bash" attack (*AL* 9.6 and *RM CIV* 3.9) is treated as a weapon skill. Shield bash skill must be developed separately for each type of shield, but all shields are treated as similar weapons (*ChL* 13.1.1) for the purposes of shield bashes.

Skill DP Cost: As One-Handed Crushing Weapon skill.

SPELL TRICKERY (Pr/Qu) (Maneuver) (MCK)

The skill bonus for Spell Trickery is used for attempts to cast spells secretly, with very subdued or hidden gestures and very little sound. There is a +10 modifier when casting a Mentalism spell and a -10 penalty when casting an Essence spell.

Skill DP Cost: As Spell Mastery.

SUMMONING (Em/Me) (Static Action) (MCK)

This skill helps a character casting a summoning spell that has a variable number of results (e.g., Demonic Gate spells, Conjuring Circle spells, the Summons and Gate Mastery lists, etc.). A roll of 101+ after adding or subtracting any modifiers the GM sees fit to assign means that the character summons the desired creature.

Skill DP Cost: As Circle Lore.

TACKLING (Ag/St) (OB) (DA)

Tackling is a martial arts skill equivalent to MA Striking and MA Sweeps and throws, except that the Ram/Butt/... Attack Table (*AL* 11.1.6) is used. Skill must be developed separately for MA Ranks I-IV just as the other MAs are developed (see *ChL* 3.8). Treat Rank I as a Small attack, Rank II as Medium, Rank III as Large, and Rank IV as Huge; but, the attack size is limited by the size of the MA attacker. Thus, a normal sized man can only make a Rank I or a Rank II (Medium) MA Tackling attack.

Skill DP Cost: As Martial Arts.

WRESTLING (Ag/St) (OB) (DA)

Wrestling is a martial arts skill equivalent to MA Striking and MA Sweeps and throws, except that the Grapple/Grasp/... Attack Table (*AL* 11.1.4) is used. Skill must be developed separately for MA Ranks I-IV just as the other MAs are developed (see *ChL* 3.8). Treat Rank I as a Small attack, Rank II as Medium, Rank III as Large, and Rank IV as Huge; but, the attack size is limited by the size of the MA attacker. Thus, a normal sized man can only make a Rank I or a Rank II (Medium) MA Wrestling attack.

Skill DP Cost: As Martial Arts.

5.12 MOLDING SKILLS

A GM should not feel restricted to use all of the *RM* skills, and he should not feel hesitant to make up his own skills — he should mold the skills available to fit his own campaign.

NEW SKILL GROUPS (SL)

Suppose a GM wants to run a nature-oriented campaign. This section presents a group of seven related "nature" skills that a GM can use to run a nature-oriented campaign. A GM can base the DP costs on the background and culture of the character:

| | |
|--------------------------------------|-----|
| Animists, Rangers, Druids, etc. | 1/3 |
| Wilderness Background | 1/5 |
| Rural Background | 2/6 |
| Urban Background | 3/7 |

Other cultural and racial factors may also apply: e.g., in his world, a GM may give a +25 bonus to Elves for these skills.

Nature Sense (Em/Re) (Static Action) — A skill that helps sense what is happening in an area by the "actions" of nature.

Nature Observance (Me/Re) (Static Action) — A skill that helps find out what has happened recently in a specific area (and when it happened). Terrain and climate must be taken into account when this skill is used. E.g., a jungle will wipe out all trace of a fight after a few weeks; but on a mountain, drag and fall marks may be apparent months later.

Botany (In/Re) (Static Action) — A skill that helps determine whether or not plants were grown naturally or if they were artificially grown. Also helps to determine if plants were planted for a reason, e.g., to hide, protect, or mark something.

Plant Enhancing (In/Ag) (Static Action) — A skill that helps enhance a plants poison, healing, or food potential. Also can be used to decrease effectiveness. For full effect, skill must be used at least once per week until plant is mature.

Plant Control (Em/Ag) (Static Action) — A skill that helps control (speed up or slow) a plant's growing, flowering, seeding, etc. It does not affect photosynthesis. For full effect, skill must be used at least once per week.

Plant Molding (Em/Ag) (Static Action) — A skill that helps make a plant grow in the pattern or shape the skill user desires. For full effect, skill must be used at least once per week until plant is mature.

Plant Mix (Re/Ag) (Static Action) — A skill that helps control and modify a plant breeding patterns. It can be used for cross-breeding and other sorts of genetic modifications. For full effect, skill must be used at least once per month for 2 or 3 seasons (until plant germinates).

MODIFYING EXISTING SKILLS (PC)

Some GMs feel that the *RM* system makes learning languages too easy (from a realism point of view). The U.S. Foreign Service uses the following language ability rating (FSI):

0 — No ability in language at all.

1 — Able to communicate basic concepts in poor grammatical phrases and with a lousy accent.

2 — Ability to communicate on general topics with inaccurate but understandable grammar, and with a poor, but understandable accent.

3 — Near perfect grammar, ability to converse on almost any topic, accent and flow are improved but still shakey.

4 — Perfect grammar, but accent and flow are still foreign.

5 — perfect grammar, flow and accent (native speaker level).

In a world where learning a language becomes progressively more difficult the better one gets (e.g., our world), the following DP costs can be used:

| Skill Ranks | FSI Rating | RM Rating |
|-------------|------------|-----------|
| 1 | 0 | 1 |
| 2 | 1 | 2 |
| 5 | 2 | 4 |
| 10 | 3 | 5 |
| 18 | 4 | 7 |
| 30 | 5 | 10 |

5.13 LEVEL BONUSES FOR NON-STANDARD SKILLS

In *RM* several skills (depending on how they are used) do not use the standard +5/+2/+1 bonus per rank system. These skills include: Ambush, Linguistics, Magical Languages and Spell Mastery (see Section 5.6). This section deals with how to apply level bonuses to these skills.

This variation can be somewhat powerful — high level Bards will have a large number of languages, Mages will have many modified spells and magical languages, Nightblades will have many ranks of ambush, etc. This represents the diversity of specialists in a field and makes the level bonus quite a bit more important.

LANGUAGE SKILLS

For the language skills, a character who is involved in regular study or a multi-lingual environment may receive his "Linguistic Skills" level bonus in language ranks each time he advances a new level. These ranks are in addition to any ranks achieved through use of development points or other means.

Example: *Tyarn the Troubadour reaches 3rd level. As a Bard, he has a +3 per level Linguistic bonus. Since he spent several months with Alla-Akabar's Beduoin, the Game-master allows Tyarn's player to assign the +3 bonus as 3 ranks in spoken Beduoin.*

AMBUSH

If a character has at least one normal skill rank in Ambush, he can have additional ranks of ambush based on his level and his Deadly Skills level bonus:

Additional Ambush Ranks =
(level x Deadly Skills level bonus) + 5 [round up]

Example: *Kurin is a warrior who is 8th level and has a +1 per level Deadly skill bonus. He has 2 additional ranks of Ambush (2 = (8 x 1) + 5).*

SPELL MASTERY

Section 5.6 presents a system for using Spell Mastery skill ranks to research spell parameter modifications. In this case, a character's "Magical Skills" level bonus can be used for additional ranks of Spell Mastery:

| Magical Skills Level Bonus | Ranks of Spell Mastery |
|----------------------------|---|
| +1 | 1 rank every 3 levels (3rd, 6th, 9th, etc.) |
| +2 | 1 rank every 2 levels (2nd, 4th, 6th, etc.) |
| +3 | 1 rank every level (1st, 2nd, 3rd, etc.) |

5.14 NEW USES FOR OLD SKILLS

SYMBOL LORE (MCK)

For the purposes of this optional rule, this skill could be called "Rune/Symbol/Glyph Lore" or even "Design Lore." We will refer to "Runes" in this description, but the term also applies to Symbols and Glyphs. If your campaign requires spell users to memorize their spells from "spellbooks", the writing in those books are not the same as Rune "designs." Instead, each enruned spell has its own "design" that corresponds to its power inherent. This design is unique for each spell, but it is the same for the rune, symbol, and glyph for that spell.

A character does **not** automatically know the designs for the spells he can cast. For each rank of Symbol Lore, a character "learns" one spell's design; but the spell's level can not exceed the learner's Symbol Lore skill rank.

In order to enrune a spell, the spell user must know the spell's design **and** he must cast the required Rune spell (or Symbol spell or Glyph spell).

The character does not have to know how to cast a spell in order to learn its design (he does need to have a sample to study). This knowledge can give the +20 "knows what the spell is" bonus for a "Use Runes" roll (*ChL* 3.7.3).

Option 1: Characters can "learn" a design by "practicing" (*ChL* 13.5.3) for a number of days equal to the spell's level.

Option 2: Each Symbol Lore skill rank allows a character to learn a number of designs whose total levels does not exceed 10; e.g. increasing a skill rank from 6 to 7 would allow a character to learn a 1st, a 2nd, and a 7th level design; or two 2nds and a 6th; etc.

Option 3: A spell user knows the designs of all of the spells that he knows and that have a level less than or equal to his Symbol Lore skill rank.

SPELL MASTERY (MCK)

Spell Mastery can be used to allow a spell user to modify a given spell beyond its normal parameters — but, it costs more PPs if the spell is made more powerful. For example, a *Lightning Bolt* that is spell mastered to "fork" so that it strikes two targets might cost 15 PPs rather than the normal 10. Similarly, a spell would cost less PPs if the spell is made less powerful (e.g., a *Firebolt* used to light a cigarette might cost 1 PP rather than 6). The GM must arbitrarily decide what the PP cost for the modified spell will be.

If this option is used, a GM may want to remove the requirement that this skill be developed separately for each spell.

STAVES & WANDS (JL)

Normally, a character only gets to attempt to attune to an item once per level gained after the first attunement is attempted. Using this optional rule, spell users get to try attunement for each item once for every Staves & Wands skill rank gained after the first attunement is attempted. If a character goes up a level and doesn't gain a skill rank in Staves & Wands, he may still make one attunement attempt per item.

This means that if a spell user goes up a level and gains two skill ranks in Staves & Wands, he may make two attunement attempts on an item that he has already tried to attune to.

Section 3.5 gives modifications to attunement attempts performed while in a combat situation.

OPTIONAL CHARACTER DEVELOPMENT "LAWS"

6.1 SELECTABLE BACKGROUND OPTIONS

What follows is a new method of allowing players to select background options during the generation of characters. It allows for a combination of both random rolled options as well as player-selected options.

- Each background option available to a race is worth 100 points to use on the following tables (e.g., a common man has 600 points to spend while a High-elf has but 300 points).
- A random roll on any of the tables from *ChL* or *RMCs I & III* costs 100 points.
- Disadvantages are worth negative points and add to the point total available to spend.

Note: Gamemasters should be very careful about the use or misuse of disadvantages. A rule of thumb is to not allow more disadvantages than you can keep track of. Items can be randomly rolled or pre-made via this system, but again should be inspected by the Gamemaster. Some options can not be bought, only rolled randomly, while others are worth much more or less than 100 points (1 background option) representing their relative worth to the player.

Note: The point values suggested are ones based on the interest in selecting those particular options in the author's campaign. The Gamemaster may wish to raise or lower costs as he sees fit or remove certain items from the lists all together.

Option: For a low-powered campaign, a GM may wish to double the background option costs given, but still allow normal random rolls on the appropriate charts for 100 points.

SET OPTIONS CATEGORY (6.1.1)

See *ChL* Table 15.7.3 (p. 90, 2nd Ed.) for a full explanation of the following options.

| # | Option | Cost |
|---|--|------|
| 1 | +15 in a secondary skill (one per skill) | 50 |
| 2 | +10 in a primary skill (one per skill) | 50 |
| 3 | +1 spell adder | 60 |
| 4 | one language to rank 10 spoken & written | 50 |
| 5 | +1 on one stat, temp and potential | 50 |
| 6 | +1 on three stats, temp and potential | 100 |
| 7 | +2 on one stat, temp and potential | 100 |
| 8 | 5 ranks in a random or GM's choice skill | 75 |

Note: #1 & #2 can only be chosen once per skill. #5 was added for completeness.

SPECIAL ABILITIES CATEGORY (6.1.2)

See *ChL* Table 15.7.3 for a full explanation of the following options.

| Roll | Advantage | Drawback | Cost |
|-------|------------------------|-----------------------|------|
| 01-05 | neutral body odor | -10 per temp > 80° | 50 |
| 06-10 | high voice | raining — can't speak | 75 |
| 11-15 | smell/tracking | nosebleeds | 75 |
| 16-20 | IR vision | need 10 hrs sleep | 75 |
| 21-25 | voice (+15) | thunderstorms | 75 |
| 26-30 | empathy — animal | attack by other | 100 |
| 31-35 | hearing | 1st hr sleep | 75 |
| 36-40 | judge of angles | - | 50 |
| 41-45 | nimble, +20 MM | walk > 5 hrs | 150 |
| 46-50 | eyes (+15) | spasms | 100 |
| 51-55 | good hands, legs | joint lock | 100 |
| 56-60 | holding breath | allergic pine | 75 |
| 61-65 | concentrate | ambush/disengage | 100 |
| 66 | eyes — see invisible | reorient | 100 |
| 67-70 | lightning reactions | missile weapons | 125 |
| 71-75 | +3 to body dev. | disease 01-02 | 125 |
| 76-80 | +20 throw | limb collapse | 125 |
| 81-85 | silent stride | rain, no hear | 125 |
| 86-90 | high St | RR on objects | 125 |
| 91-95 | lycanthropy | - | 150 |
| 96-97 | +40 RR to realm | allergic to realm | 125 |
| 98-99 | spell proficient | glows red | 150 |
| 100 | +50 RR, +25 cast realm | dread fear of dark | 150 |

Note: See *ChL* Table 15.7.3 for a full explanation.

OTHER TABLES FROM CHL (6.1.3)

There are three other categories in *ChL* Table 15.7.3: Special Items, Special Status and Special Wealth. A random roll on each of these tables costs 100 pts.

The Special Status category may be broken down further by the Gamemaster if he so desires while the other two categories are covered later in Section 6.1.6.

RMCI: SKILL AT ARMS (6.1.4)

The following chart covers costs for the "Skill at Arms" chart on p. 50 of *RMCI*. See that chart for a full explanation of the following options.

A random roll on this chart costs 100 pts.

Note: A GM may wish to limit each PC to one or two choices from this chart.

Note: For this chart and the "Skill at Magic" chart, the results for dice rolls of 01-10 (those which can be described as disadvantages) are dealt with later in Section 6.1.7.

| Roll | Benefit | Cost |
|-------|--|-------|
| 11 | martial arts as Monk/Warrior Monk | 100 |
| 12 | archer, +25% ranges | 100 |
| 13 | subtle, +25 stalk/hide | 150 |
| 14 | +25 adrenals | 150 |
| 15 | +25 ride | 100 |
| 16 | knighted | 75 |
| 17 | armor dev. 1/2 cost | 100 |
| 18 | increased stamina | 75 |
| 19 | weapons master (1 similar group) | 100 |
| 20 | ambush 1/2 cost | 100 |
| 21 | 1/2 cost body dev., +50% race limit | 150 |
| 22 | hammerhand, hands hit as maces | 100 |
| 23 | lucky, modify all rolls by +/- 5 | 100 |
| 24 | 3 per 2 ranks on weapons, +50% cost others | 75 |
| 25 | disarming skill, OB vs OB, lvl vs lvl | 75 |
| 26 | immune to charm/fear | 125 |
| 27 | takes 150% hits before unconscious | 100 |
| 28 | heal at 2x rate | 100 |
| 29 | resist magic 3x lvl, no device use | 50 |
| 30 | animal friend | 75 |
| 31 | tactician, on In bonus | 75 |
| 32 | quick prep | 75 |
| 33 | trained footman, Rank 1 sweep per rnd | 150 |
| 34 | danger sense | 100 |
| 35 | light sleeper | 100 |
| 36 | look of eagles | 75 |
| 37 | eye of tiger | 100 |
| 38 | outdoorsman | 150 |
| 39 | portage 1/2 cost | 75 |
| 40 | avored by noble or such | 100 |
| 41 | blessed by a god | 150 |
| 42 | judge of weapons | 75 |
| 43 | survival instinct | 100 |
| 44-89 | +15 bonus to stat | 100 * |
| 90-99 | +20 bonus to stat | 200 * |
| 100 | +25 bonus to stat | 300 * |

* — stats involved are St, Qu, Co, Ag, SD.

RMCI: SKILL AT MAGIC (6.1.5)

The following chart covers costs for the "Skill at Magic" chart on p. 50-51 of *RMCI*. See that chart for a full explanation of the following options.

A random roll on this chart costs 100 pts.

Note: A GM may wish to limit each PC to one or two choices from this chart.

Note: For this chart and the "Skill at Arms" chart, the results for dice rolls of 01-10 (those which can be described as disadvantages) are dealt with later in Section 6.1.7.

| Roll | Benefit | Cost |
|-------|---|-------|
| 11 | transcendence, no armor ESF | 200 |
| 12 | aggression, +10 base or elem. spells | 100 |
| 13 | resistance, +25 RR 1 realm | 100 |
| 14 | power, 1 list to 50th | 200 |
| 15 | eloquence, 1 less preparation | 150 |
| 16 | item lore, +25 attunement | 100 |
| 17 | runic training, +25 runes | 100 |
| 18 | Elvish training, +25 meditate | 100 |
| 19 | aura, 1 extra PP per level | 100 |
| 20 | concentration spells continue | 100 |
| 21 | Archmage type list picks | 100 |
| 22 | ethereal sight | 75 |
| 23 | mana sensing | 75 |
| 24 | visions, on touch of items | 75 |
| 25 | lore, arcane lists as base | 100 |
| 26 | mentor | 75 |
| 27 | equipper (alchemist) | 75 |
| 28 | mana reading on items | 100 |
| 29 | archetype, normal 2x PP | 200 |
| 30 | 1 list no ESF, no overcast | 150 |
| 31 | psionic, <i>Space Master</i> semi-telepath | 100 |
| 32 | spatial skills, range doubled | 100 |
| 33 | temporal skills, duration doubled | 100 |
| 34 | scope skills, radii & targets doubled | 100 |
| 35 | shapechanger | 200 |
| 36 | bane, crits slaying to one creature | 75 |
| 37 | cure, can cure one sort of curse | 75 |
| 38 | herbalist, recognize herbs — +50 cook, forage | 125 |
| 39 | destiny sense | 75 |
| 40-89 | +15 stat modification | 100 * |
| 90-99 | +20 stat modification | 200 * |
| 100 | +25 stat modification | 300 * |

* — stats involved are Me, Re, Pr, In, Em.

ITEMS AND MONEY (6.1.6)

Here things become a little more complex — with several options open to a Gamemaster and his players.

Option 1: A random item/monies roll from the *Character Law* "Special Wealth" or the *Creatures & Treasures* random item/monies generation costs 100 points. The items from C&T are generated by randomly selecting a starting column (Very Poor, Poor, Normal, Rich or Very Rich).

Option 2: A random roll on the C&T charts but the starting column determines the cost:

| Column | Item | Money |
|-----------|------|-------|
| Very Poor | 75 | 25 |
| Poor | 100 | 50 |
| Normal | 125 | 75 |
| Rich | 150 | 100 |
| Very Rich | 175 | 125 |

Option 3 (Items only): When using this option, a player can create an item with properties that he chooses. The cost of an item is calculated by summing the costs of all of the properties of the item as provided in this section. See *SL* Section 9.0 and *RM* Section 7.3 for descriptions of exact properties.

Note: The cost of a specific properties is roughly based upon 10 points times the level of the Alchemist required to place the property into the item.

| SPELL-ORIENTED PROPERTIES | |
|--|------|
| Type of Spell Item | Cost |
| Wand | 40 |
| Rod | 80 |
| Staff | 120 |
| Daily I | 60 |
| Daily II | 80 |
| Daily III | 100 |
| Daily V | 140 |
| Daily True | 250 |
| Constant | 300 |
| Spell Level | Cost |
| 1 | 30 |
| 2 | 50 |
| 3 | 70 |
| 4 | 90 |
| 5 | 110 |
| 6-7 | 150 |
| 8-10 | 200 |
| 11+ | * |
| Intelligence | Cost |
| Empathy (Spell Levels 1) | 20 |
| Low Intelligence (Spell Levels 1-2) | 30 |
| Medium Intelligence (Spell Levels 1-5) | 70 |
| High Intelligence (Spell Levels 1-10) | 120 |
| Very High Intelligence (Spell Levels 1-20) | 300 |
| * — Gamemaster's discretion as to whether or not spells of these levels are available. | |

| LIGHTNESS PROPERTIES | |
|----------------------|------|
| % Weight Reduction | Cost |
| 20% | 20 |
| 30% | 60 |
| 40% | 100 |
| 50% | 150 |
| 60% | 200 |
| 70% | 250 |
| 80% | 300 |

| MAGICAL BONUS PROPERTIES | | | |
|--|--------|-------|---------|
| Bonus | COST | | |
| | Weapon | Armor | General |
| +5 | 40 | 50 | 60 |
| +10 | 80 | 90 | 100 |
| +15 | 130 | 140 | 150 |
| +20 | 200 | 250 | 300 |
| +25 | * | * | * |
| * — Normally items of this lvl or beyond are not available | | | |

| NON-MAGICAL BONUS PROPERTIES | |
|------------------------------|-----------|
| Bonus | All Items |
| +5 | 20 |
| +10 | 60 |
| +15 | 100 |
| +20 | 150 |
| +25 | 200 |

| MISCELLANEOUS MAGIC PROPERTIES | |
|--------------------------------|------|
| Potion Level | Cost |
| 1 | 30 |
| 1-2 | 60 |
| 1-3 | 90 |
| 1-4 | 120 |
| 1-5 | 150 |
| 1-10 | 200 |
| 1-20 | 500 |

| Spell Bonus Item — Adder | Cost |
|--------------------------|------|
| +1 | 60 |
| +2 | 100 |
| +3 | 150 |
| +4 | 500 |
| +5 | * |

| Spell Bonus Item — Multiplier | Cost |
|--|------|
| x1 | - |
| x2 | 150 |
| x3 | 500 |
| x4 | * |
| x5 | * |
| * — Normally items of this lvl or beyond are not available | |



DISADVANTAGES (6.1.7)

A GM may allow a player to acquire additional points for background option by taking disadvantage(s) for his character. The basic set of disadvantages are taken from the "Skill at Arms" and "Skill at Magic" results for rolls from 01-10.

The bonus for disadvantages is deliberately kept low so that players will not buy many of them. The GM is reminded to carefully note these drawbacks when they are selected.


Option: A GM may wish to limit the number of disadvantages that may be chosen.

CUSTOMIZING YOUR DISADVANTAGES (6.1.8)

A GM should feel free to make up any disadvantages he feels are relevant to his campaign setting. The disadvantages in *ChL* Table 15.7.3 and *RMCH* Table 8.4 can provide a good basis for custom disadvantages.

The following chart provides some suggested cost ranges for GM-assigned disadvantages based upon general categories:

| Mental | Physical | Vocational | Background |
|--------|----------|------------|------------|
| 25-50 | 25-75 | 0-50 | 0-50 |



DISADVANTAGES

| Roll | Skill at Arms Disadvantage | Cost |
|------|-----------------------------|------|
| 1 | Hemophilia | 50 |
| 2 | Psychotic | 50 |
| 3 | Wanted | 25 |
| 4 | Blood-Guilt | 25 |
| 5 | Chivalrous | 25 |
| 6 | Fearlessness | 50 |
| 7 | Phobia | 25 |
| 8 | Vassal | 25 |
| 9 | Superstitious | 25 |
| 10 | Passive | 50 |
| Roll | Skill at Magic Disadvantage | Cost |
| 1 | Dark Temptation | 25* |
| 2 | Poor Control | 25 |
| 3 | Prejudice | 25 |
| 4 | Open Door | 50 |
| 5 | Lycanthropy | 25* |
| 6 | Necromantic Urge | 25 |
| 7 | Physical Invest. | 25 |
| 8 | Friendslayer | 50 |
| 9 | Wrath | 50 |
| 10 | Split-Personality | 25* |

* — Depending upon the players, this may or may not be a disadvantage and thus the point cost should vary.

6.2 SPICING UP PC/NPC BACKGROUNDS

This section provides two play aids to allow the Gamemaster to spice up a campaign. PC development, NPC development, or history. The first chart, the Random Events Chart, is a quick way to determine events which may have occurred in a PC's or NPC's history. It is also useful for generating events for a long period of campaign down time or for speeding up the generation of events for a long voyage or trip. The second chart, the Factor Chart, is a quick way to determine whether a character has any equipment or weapons with a magical or natural bonus.

USING THE RANDOM EVENTS CHART (6.2.1)

The Random Events Chart can help a Gamemaster generate events in a character's past. It is also useful for generating events when a PC or group of PCs rest or retire for a period of time. This chart provides ideas that a Gamemaster can expand upon into a narrative.

The item and money categories refer to those specified in *Creatures & Treasures*. The Gamemaster should feel free to vary, expound upon or discard any results he/she dislikes or feels is inadequate.

| RANDOM EVENTS CHART | | | |
|---------------------|---|------------|---|
| Roll | Event | Roll | Event |
| -100 & less | Jailed (d100 years) | 56 to 60 | Help solve minor crime |
| -99 to 98 | Run afoul of/hunted by evil deity | 61 to 65 | Discover/explore ruins |
| -97 to 95 | Run afoul of/hunted by evil magic user | 66 | Roll again, add/subtract 66 and use both results |
| -94 to 92 | Cursed/branded/marked | 67 to 71 | Mundane award/recognition |
| -91 to 89 | Death of friend/close relative | 72 to 76 | Gain "poor" item |
| -88 to 86 | Make major enemy | 77 to 81 | Gain "poor" monetary sum |
| -85 to 83 | Lose major magic item | 82 to 86 | Make minor influential friend |
| -82 to 80 | Lose major amount of money | 87 to 91 | Friend/relative successful |
| -79 to 77 | Major wound — permanent disability | 92 to 96 | Gain job opportunity |
| -76 to 74 | Major mental illness/aberration | 97 to 101 | Travel to different country |
| -73 to 71 | Major illness — stat deterioration | 102 to 106 | Good health (extra stat gain roll for SD, St, Co, Qu or Ag) |
| -70 to 67 | Accused of/committed major crime | 107 to 111 | In good with society |
| -66 | Roll again, add/subtract 66 and take both results | 112 to 116 | Gain "normal" item |
| -65 to 63 | Friend/relative commits major crime | 117 to 121 | Gain "normal" monetary sum |
| -62 to 60 | Academic/training/experimental error | 122 to 126 | Marked by a deity |
| -59 to 57 | Thrown out of guild/society | 127 to 131 | View different realm/plane |
| -56 to 54 | Run afoul evil cult | 132 to 136 | Slay major monster/menace |
| -53 to 51 | Minor accident/injury | 137 to 141 | Save important personage |
| -50 to 48 | Lose minor magic item | 142 to 146 | Make major friend/ally |
| -47 to 44 | Lose minor amount of money | 147 to 151 | Gain "rich" item |
| -43 to 40 | Accident/injury to friend/relative | 152 to 156 | Gain "rich" monetary sum |
| -39 to 36 | Out with society | 157 to 161 | Offered admittance to special/secret society |
| -35 to 32 | Involved in Natural Disaster | 162 to 166 | Magical endowment (extra stat gain roll for Pr, In, Em, Me or Re) |
| -31 to 28 | Minor Illness | 167 to 171 | Influenced/quested by a deity |
| -27 to 24 | Lose a job | 172 to 176 | Help solve major crime |
| -23 to 20 | Run afoul bandits/thieves | 177 to 181 | Major award/recognition/title |
| -19 to 16 | Lose mundane item | 182 to 186 | Prevent natural disaster |
| -15 to 12 | Accused/committed minor crime (misdemeanor) | 187 to 189 | Travel to different realm/plane |
| -11 to 08 | Went hungry/starved | 190 to 192 | Gain "very rich" item |
| -07 to 04 | Political goof/out of favor | 193 to 195 | Gain "very rich" monetary sum |
| -03 to 00 | Fail against local monster/menace | 196 to 197 | Meet a deity |
| 01 to 04 | Social faux pax | 198 to 199 | Friends with a deity |
| 05 to 25 | Life is boring | 200+ | Deified |
| 26 to 35 | Offered guild/societal membership | | |
| 36 to 45 | Gain "very poor" item | | |
| 46 to 55 | Gain "very poor" monetary sum | | |

USING THE FACTOR CHART (6.2.2)

The Factors Chart is a simple way to allow a Gamemaster to determine whether a character (PC or NPC) has weapons or items which have a natural or magical bonus. Each roll on the chart (see below) gives a number of positive, negative or positive magical bonuses which can be applied to equipment possessed by the character in question.

- Each "+ factor" represents a +5 non-magical bonus which can be applied to an item (up to a preset bonus maximum). Alternatively, the factor can represent a 20% lighter item (up to a preset minimum normal weight).
- A "- factor" represents items of worse than normal make (e.g., stone, wood, or bronze weapons).
- A "M+ factor" represents a magical bonus which can be applied as described.

Option: The factor total given by the roll can be combined and assigned to a single item up to a limit set by the Gamemaster. A maximum of a +15 bonus or 40% weight assigned to a single item can be set by the Gamemaster.

Use of the chart and the progress of standard adventuring parties has shown that one roll for every four experience levels (or fraction thereof) is appropriate for a relatively low powered game. Gamemasters may wish to upscale this based upon the availability of bonus items in a particular campaign world.

Example: A player is rolling up the background for a high level Fighter NPC. For the factor roll the player rolls 113 total (97 + 16). This gives a total of +7 Natural Factors or +5 Natural Factors and +1 Magical Factor to apply to the NPC's items. The player decides to take a +5 magical suit of armor, two +10 non-magical weapons and a +5 non-magical saddle for riding.



FACTOR CHART

| Roll | Result |
|-------------|---|
| -26- | one "- factor" per 25 |
| -25 to +04 | no "factors" |
| +05 to +25 | one "+ factor" |
| +26 to +50 | two "+ factors" |
| +51 to +75 | three "+ factors" |
| +76 to +90 | four "+ factors" |
| +91 to +95 | five "+ factors" |
| +96 to +125 | five "+ factors" and (either two "+ factors" or +1 "M+ factor") |
| +126+ | five "+ factors" and (either two "+ factors" or one "M+ factor") per 25 |

A DETAILED EXAMPLE (6.2.3)

Na'tiean the Vulfen warrior is making a long journey to his homeland and then to rejoin his friends. The Gamemaster divides the journey into eight sections: by land, by sea, up river, overland, at home, overland, down river, by sea back to his friends. The Gamemaster makes eight rolls on the Random Events Chart and gets the following results.

Na'tiean's Journey

| Section | Roll | Result |
|---------------|------|-------------------------------------|
| By land | 88 | Friend/Relative Successful |
| By sea | 37 | Gain "Very Poor" Item |
| Up river | 78 | Gain "Poor" Monetary Sum |
| Overland | -79 | Major Wound or Permanent Disability |
| At home | 16 | Life is Boring |
| Overland | 48 | Gain "Very Poor" Monetary Sum |
| Down river | 73 | Gain "Poor" Item |
| Return by sea | 69 | Mundane Award/Recognition |

With these results in hand the Gamemaster weaves a tale for Na'tiean.

To Dyrisa by horse:

Your journey starts out quietly. The weather is good and you make good time up the coast road. You figure you have a very good chance of catching a vessel at Dyrisa than at the fishing village you left. On the second day, you happen upon a group of warriors upon the road headed north.

The group is lead by a short grizzled muscular man named Grishnak Short-foe whom you recognize as an old friend. Grishnak and Na'tiean served with the same mercenary company several years past, participating in the wars with the Kif. Grishnak is a doughty fighter who takes offense to comments about his look (he's a Half-dwarf).

He is leading a group of fellow mercenaries (he has been somewhat successful and now leads a couple of squads) north land to Slartan. The group is of about 15 and includes several Vulfen (surprisingly, Grishnak liked your work ethic) who know your presence. He claims there is work there in the hills sponsored by the Church of Manwe (and others). Something related to a new religious group in the south and some band activity thereabouts.

fe
th
gi
an
se
tu
de.
mo
To
Sha
ana
how
leav
eng
goo
A
upri
try t
neea
to co
them
Ye
head
smith
They
upriv
Yo
its en
steep
colde
To th
Yo
the for
foreig
And co
Abc
campe
Approc
all of a

This bothers you a bit and you suggest that the Church is probably hot and bothered over nothing and there is probably naught to be done. Grishnak shrugs and says well they've paid initially so I've got to at least go there and see. You wish him well and ride further north.

To Slartan by sea:

You have no problems arriving at Dyrysa, a port and summer home of the royal family. You spend the eve booking passage further northward on a small merchant vessel leaving the next day. The ship, although small and poor-looking, is sturdy and the crew ask few questions.

The voyage starts quietly as the weather holds. Winter has not gripped this area as of yet. 4 days into the trip you awake in a horrible mood. That day a small band of pirates makes the mistake of trying to take the vessel. Throwing yourself onto their small boat (losing most of the pirates overboard in the process) you rapidly annihilate the rest of the pirates (about 6 in all).

The captain and crew, once over the shock of the attack and the ferocity of its repulsion, are much grateful. Though they have little, the captain offers you two things: he refunds your passage and gives you a gift. The gift is a long thin silver rod (about 1/2" round and 6 inches long) with a crest at the top. The captain tells you that several times a day if the rod is placed into a drink and the crest turned once clockwise the drink can be cooled to freezing if one desires.

The rest of the journey is quiet and the crew tends to avoid you more than before.

To the hills by river:

You arrive at the port of Shallahilfan at the terminus of the Shallah river which bisects Slartan the Elven kingdom. The town and surroundings is normally a quiet area frequented by locals however there seems to be fair number of foreigners about. Before leaving you do notice several emissaries of the Church of Manwe engaged in the purchase of a fair amount of supplies. Campaign goods, you think to yourself.

A tad worried you leave early to commandeer a barge for the upriver journey (easier in the beginning stages than by road). You try to evict two merchant-types on the first barge, but they seem to need to leave soon and offer you money as well as the barge-men to continue the journey. They give you 50 sp and you try to ignore them.

You do notice though that they both seem to be tradesmen headed northwards. One is a smith and has a fair amount of smithing gear with him and the other is some sort of wood worker. They seem anxious to arrive for there seems to be work available upriver.

You eventually disembark and parallel the river northward to its end. The merchants are left far behind as the hills become steeper and sharper. Sights become familiar and the weather gets colder as the altitude rises.

To the well by path:

You eventually reach the river's source and depart deeper into the forest and hills. You are disturbed to find increasing signs that foreigners have been exploring and trampling about the area. You find campsites not weeks old, dropped items and garbage.

About a day away from the Well you come across a group camped in a dell near a stream. You move forward and quietly approach the edge of the foliage. There seems to be 8-10 odd men, all of a military posture but some are knights and the rest squires.

The group seems to fairly well armed and supplied. They are fairly dirty and their conversation indicates that they've been about for a while yet haven't found what they seek (the tribe's magics hide the Well well...). They wear tabards of light blue with a golden eagle, the symbol of Manwe. They talk disparagingly of most everything; the land, the weather, their job, their higher-ups and mostly of those "dirty motherless drow and wolves." A group of angry young men that someone has instilled a hate in.

You grit your teeth and decide that the Well has to be told and the defenses strengthened. You try to move off but fate has deemed there be battle this day. A knight returning from the stream blunders into your path. Words are exchanged, they become angry and turn to insults. A red haze fills the air as the tension raises hackles. One thing leads to another and steel is drawn.

Steel and blood arc through the air. You use the forest and their inexperience to your advantage. Seconds pass like minutes and soon the sounds echo away except for your own laboured breathing. They are all dead or dying but you are no better off. Your own blood mingles with theirs on the forest floor, your gory axe growing heavy. Staggering through the undergrowth, you find your horse and pull yourself onto it despite the agony.

Your horse wanders through the forest for an eternity, guided more by instinct than by your hand. Time flies as you pass in and out of consciousness. Night falls and you never realize the horse passing the final wards of darkness and confusion. Strong hands lift you from the saddle and carry you to warmth and healing.

Layover at the well:

You awaken in a bed in a room that seems familiar though smaller than before. You are home and being tended to by the Tenders of the Well. They tell you that you were delirious, your story fragmented yet trackers have found the battle site and all are indeed dead. The Web meets at this moment to decide what to make of the news. You feel tired and sore but your body is whole. They recommend more rest but it can wait you say.

You gather the Tome and wait by the Hall of Well where the Web meets. The council is done and the Hall empties. Your mother remains waiting. No words are said except your description of the Tome and her quiet thanks. You leave and catch up with the others of the Council. There is talk of a traitor within the Clans. You demand to be involved in the hunt for such a soul. They agree and proceed to the Halls of Prophecy.

In the dark of the Hall the Shamans cast their spirits to the void, searching for guidance. A face, a man, a Dark Elf is indicted. Several and you rush from the Halls through the Citadel. The drow is found and the truth wrung out. He is a trader, one of few entrusted with the paths to the well, and sold the Well for gold to the Church of Manwe. He is dragged off and never seen again.

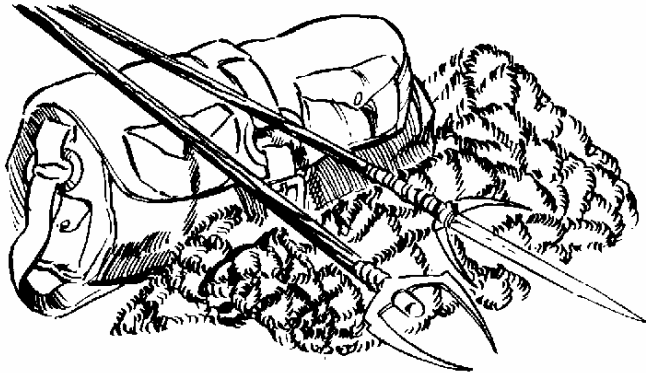
You rest and gather energy while the Well gathers itself. Guerillas and stalkers will be sent to waylay or delay the other knights. Others will come south to "dissuade" the leaders of the campaign. Others approach you to join in, but you refuse citing other needs and goals. This day and the next go quietly as your recovery speeds. You decide to leave the next day before dawn.

Back to the river by land:

You rise early, gather gear and head along a path out of the Well. A solitary figure stands along the path, your mother. Again no words pass but she hands you a small pale grey pouch, some sort of newly tanned skin, containing a few coins. The amount is small (5 GP) but the meaning is greater. Neither look back as you ride out.

The journey is tension-filled as you move through the woods expecting other groups along the way. You see none and hear no battle but do come across one campsite the men massacred as they slept.

Eventually you reach the source of the Shallah and continue south.



Back to the sea by river:

The trail south is cold and quiet, winter bearing down upon the region with the force of a hammer's blow. Your movement is undisturbed except for one chance encounter.

One morning a heavy frost is laid upon the landscape. Up early you crest a small hill and come upon a frightening yet beautiful site. It is the scene of a small battle, perhaps only yesterday, and all upon the field are covered by the glittering ice.

As you move through the remains you make a terrible discovery. Most of the remains are of Knights and soldiers of Manwe but their opponents are known to you. Grishnak and his fellow warriors lie scattered about the field. Some chance encounter or word caused conflict and Grishnak's men took down fully twice their number before they too were slain. Perhaps the Vulfen in the group were the cause.

You ponder Grishnak's body, lain across a heap of slain foes—he lived up to his name, you remember his words to you several years ago. "Na'tiean me boy...if I ever die on you, and I'm not saying I will, you know. But if I do, make sure you take my boots. I don't want to see no motherless Kif padding about in my finery." You remember he had a fondness for fine shoes and his current pair are no exception, soft supple hide, silent hard soles, buttons up each side. The mud and water come off easily.

You leave Grishnak piled atop all the dead surrounded by his warriors (with or without boots is your choice). The rest of the trip is quiet and cold. You arrive in Shallahilfan and book passage further south.

To Sip by ship:

By comparison to the past month or so, the last two weeks of your journey is restful and relaxing. You shake off the lingering effects of your wounds received in the north and work yourself back into fighting shape.

The only incident of note is that after several days, you finally decide to convince a couple of young rowdy Norse types that you can drink much more than they can and proceed to do so. They are quite abashed and apologetic (especially after a few growls). One of the two gives you a small leather thonged pendant of a small silver drinking horn and tells you to pass it on to the next person you find who can drink more than you. "Its...urBLECH...traadition!" he bellows. You take the thing to get rid of them.

Time passes and finally the harbor of Sip comes into view. You breathe a sigh of relief and disembark as soon as you can.

6.3 STARTING LANGUAGE RANKS

Character Law suggests the number of starting languages for members of particular races, but there is no mention of what starting ranks should be assigned. This section presents a Character Education Chart that gives a PC's relative level of education and the rank of languages known at full education level.

A Gamemaster may also wish to give those who reach "College" or "Graduate Studies" of education a chance to learn additional languages above their starting quota.

A Gamemaster may also assign a particular level of teaching to a character based on his or her background and the world construct (e.g., the Shard Plains tribesmen have no written tongue only a crude pictorial language so any starting PC tribesman can have no written language level above 3).

| CHARACTER EDUCATIONAL CHART | | |
|-----------------------------|----------------------|-----------------------------------|
| D100 Roll | Equivalent Education | Language Ranks (Spoken / Written) |
| 01-05 | Illiterate | 5 / 1 |
| 06-10 | Grade School | 5 / 3 |
| 11-50 | 2 yrs High School | 7 / 5 |
| 51-90 | 4 yrs High School | 7 / 7 |
| 91-95 | College | 9 / 9 |
| 96+ | Graduate Studies | 10 / 10 |



6.4 QUICK NPC GENERATION

The following section contains some tables and hints to allow a Gamemaster to quickly develop the level and profession of randomly encountered NPCs. Included are:

- A Quick Level and Skill Bonus Chart that includes sections for generating wealth, armor type and Quickness.
- A Quick Profession Chart including all professions included in *ChL*, *RMCI*, and *RMCI* and almost 100 hundred non-adventuring professions.

Gamemasters should free to fold, spindle and mutilate these tables as desired for their uses they are by no means definitive. A Gamemaster may certainly wish to alter the percentage chance of a particular profession of adventurer being encountered.

Note: *The levels and skill bonuses are given for a fairly low powered game. A GM of a more high powered game should just extrapolate from the data given.*

| QUICK LEVEL AND SKILL BONUS CHART | | | | | | | | | |
|--------------------------------------|-----------|---------------|------------|------|---------------|------|--------------|------------------|----------------------|
| APPROXIMATE LEVELS AND SKILL BONUSES | | | | | | | | | |
| Roll | Quality | Approx. Level | "Warriors" | | "Spell Users" | | Power Points | Base Spell Bonus | Directed Spell Bonus |
| | | | OB | Hits | OB | Hits | | | |
| 01-40 | Poor | 1 | 40 | 35 | 10 | 20 | 2 | 3 | 10 |
| 41-59 | Average | 2 | 50 | 50 | 15 | 25 | 4 | 6 | 20 |
| 60-74 | Fair | 3 | 65 | 60 | 20 | 30 | 6 | 9 | 30 |
| 75-84 | Good | 4 | 80 | 70 | 25 | 35 | 8 | 12 | 40 |
| 85-95 | Very Good | 5 | 95 | 80 | 30 | 40 | 10 | 15 | 50 |
| 96-99 | Excellent | 6 | 110 | 90 | 35 | 50 | 12 | 18 | 60 |
| 100 | Unique | * | | | | | | | |

* - Unique: GM chooses or reroll and add the results to level 6 as a base.

| APPROXIMATE AT, QU, DB, AND WEALTH | | | |
|------------------------------------|------------|---------------------|-----------|
| Roll | Armor Type | Qu / DB | Wealth † |
| 01-30 | 1 or skin | 50 / 0 | Very Poor |
| 31-40 | 5 | 75 / 5 | Poor |
| 41-50 | 6 | | |
| 51-60 | 9 | 90 / 10 | Normal |
| 61-70 | 10 | | |
| 71-80 | 13 | 95 / 15 | Rich |
| 81-85 | 14 | 97 / 20 | |
| 86-90 | 17 | 100 / 25 | Very Rich |
| 91-95 | 18 | 101 / 30 | |
| 96-100 | Special | Special or 102 / 35 | Special |

† — The wealth categories match those in *Creatures & Treasures*.

| QUICK PROFESSION CHART | | | |
|------------------------|-------------------------------------|--|--|
| First Roll | Sub-Chart to use for Second Roll | | |
| 01-30 | Professional Sub-Chart 1 | | |
| 31-50 | Warrior Sub-Chart 2 | | |
| 51-70 | Semi-Spell User Sub-Chart 3 | | |
| 71-78 | Essence User Sub-Chart 4 | | |
| 79-86 | Channeling User Sub-Chart 5 | | |
| 87-94 | Mentalism User Sub-Chart 6 | | |
| 95-99 | Hybrid Spell User Sub-Chart 7 | | |
| 100 | Arch-Mage | | |

| SUB-CHART 1 — PROFESSIONALS | | | |
|-----------------------------|----------------|------|--------------------|
| Roll | Occupation | Roll | Occupation |
| 01 | Barber | 51 | Saddler |
| 02 | Billeter | 52 | Tanner |
| 03 | Book Maker | 53 | Tooler |
| 04 | Calligrapher | 54 | Painter |
| 05 | Candle Maker | 55 | Musician (Strings) |
| 06 | Ceramics Maker | 56 | Musician (Brass) |
| 07 | Cooper | 57 | Musician (Winds) |
| 08 | Counselor | 58 | Ropemaker |
| 09 | Critic | 59 | Sculptor |
| 10 | Crocheter | 60 | Skinner |
| 11 | Dyer | 61 | Armorer |
| 12 | Embalmer | 62 | Blacksmith |
| 13 | Embroider | 63 | Bronze Smith |
| 14 | Enameler | 64 | Copper Smith |
| 15 | Furrier | 65 | Etcher |
| 16 | Glassblower | 66 | Firemaker |
| 17 | Guide | 67 | Foundry worker |
| 18 | Knitter | 68 | Gold Smith |
| 19 | Lawyer | 69 | Iron Smith |
| 20 | Masseuse | 70 | Silver Smith |
| 21 | Messenger | 71 | Tin Smith |
| 22 | Miller | 72 | Weapon Smith |
| 23 | Net Maker | 73 | Brick Maker |
| 24 | Paper Maker | 74 | Gem Cutter |
| 25 | Potter | 75 | Mason |
| 26 | Quilter | 76 | Stone Carver |
| 27 | Roofer | 77 | Stone Cutter |
| 28 | Sailmaker | 78 | Carpenter |
| 29 | Scribe | 79 | Cartwright |
| 30 | Seneschal | 80 | Buildingwright |
| 31 | Spinner | 81 | Lumberer |
| 32 | Steward | 82 | Shipwright |
| 33 | Tailor | 83 | Wheelwright |
| 34 | Taxidermist | 84 | Woodcarver |
| 35 | Trapper | 85 | Architect |
| 36 | Tube Hollower | 86 | Boat Pilot |
| 37 | Upholsterer | 87 | Draftsman |
| 38 | Valet | 88 | Engineer |
| 39 | Weaver | 89 | Herald |
| 40 | Wicker worker | 90 | Mapmaker |
| 41 | Advertiser | 91 | Mechanic |
| 42 | Baker | 92 | Dredger |
| 43 | Brewer | 93 | Open Pit Miner |
| 44 | Curer | 94 | Quarryer |
| 45 | Distiller | 95 | Tuneller |
| 46 | Poisoner | 96 | Navigator |
| 47 | Vintner | 97 | Historian |
| 48 | Fletcher | 98 | Animal Handler |
| 49 | Gardener | 99 | Loader |
| 50 | Cobbler | 100 | Special |

| SUB-CHART 2 — WARRIORS | |
|------------------------|--------------|
| Roll | Profession |
| 01-10 | Barbarian |
| 11-25 | Burglar |
| 26-65 | Fighter |
| 66-75 | Rogue |
| 76-90 | Thief |
| 91-100 | Warrior Monk |

| SUB-CHART 3 — SEMI-SPELL USERS | |
|--------------------------------|--------------|
| Roll | Profession |
| 01-10 | Beastmaster |
| 11-25 | Paladin |
| 26-40 | Warrior Mage |
| 41-50 | Monk |
| 51-65 | Bard |
| 66-75 | Delver |
| 76-90 | Nightblade |
| 91-100 | Ranger |

| SUB-CHART 4 — ESSENCE SPELL USERS | |
|-----------------------------------|-------------|
| Roll | Profession |
| 01-40 | Magician |
| 41-50 | Illusionist |
| 51-70 | Alchemist |
| 71-80 | Dark Mage |
| 81-90 | Conjurer |
| 91-100 | Runemaster |

| SUB-CHART 5 — CHANNELING SPELL USERS | |
|--------------------------------------|-------------|
| Roll | Profession |
| 01-10 | Shaman |
| 11-25 | Animist |
| 26-65 | Cleric |
| 66-85 | Dark Cleric |
| 86-100 | Healer |

| SUB-CHART 6 — MENTALISM SPELL USERS | |
|-------------------------------------|----------------|
| Roll | Profession |
| 01-30 | Lay Healer |
| 31-60 | Mentalist |
| 61-80 | Seer |
| 81-100 | Evil Mentalist |

| SUB-CHART 7 — HYBRID SPELL USERS | |
|----------------------------------|-------------|
| Roll | Profession |
| 01-15 | Necromancer |
| 16-30 | Warlock |
| 31-45 | Witch |
| 46-60 | Astrologer |
| 61-80 | Mystic |
| 81-100 | Sorcerer |

OPTIONAL MISCELLANEOUS "LAWS"

7.1 ALIGNMENT

Alignment is not well defined in RM, its left up to the GM and his world system. This section presents material regarding the consequences of "wrong" behavior — e.g., if a character is "Good", what happens when he takes an "Evil" action. Remember, these guidelines won't work for every world, they are intended to provide an example of how a GM can institute an alignment system into his campaign.

GROUPING IDEALS

The first thing that a GM should do is to outline what it means to be Good or Evil (and consequently Neutral) in his world system. What are the ideas that form the basis of Good? And Evil? Ideas, not actions — only general concepts.

Example: *One could associate the idea of Good with the idea of kindness, order, and uniformity. Then Evil could be associated with the exact opposites, so that everything that is cruel, disordered, and disordering is evil. Violence is potentially evil, within these assumptions, because it's basic purpose is to subverting the existing order, i.e., you want what's healthy and alive to become injured or dead. Along the same lines, it is evil to want something that's dead to become "alive" (i.e., Undead creation is Evil, but Lifegiving is Good because it is intended to restore the broken order!).*

MAGIC

Strictly connected to the "ideals" considerations above is the alignment of spells. Assuming that spells do act in conjunction with the inner part of the caster's personality, they should influence and be influenced by the caster's ideas and behavior. So, with the groupings of ideals in mind, the GM should quickly look at the Spell lists used in his world and classify each spell list as: White Magic (Good), Grey Magic (Neutral), or Dark Magic (Evil). So at this point, you should have White, Grey, and Dark spell lists for Channeling, Essence, and Mentalism.

Example: *Under the "ideals" of the earlier example, a list like Spirit Mastery is intended to defeat a character without blood and pain (i.e., in a kindly fashion), so, it is a White Magic spell list. Spell lists in which the majority of spells are based on pain and suffering should be Dark Magic spell lists.*

CHANNELING AND SINS

The Channeling Realm is special because its power comes from "deities" — it's a question of Religion. The GM should design the religions of his world. The easiest way to outline a Religion is to decide on the alignment of the religion and what worshippers should *not* do. If a worshipper does something he isn't supposed to do, he has performed a *sin*. Sins can be further subdivided into Minor Sins and Major Sins.

Example: *A Healer of the "Good Order of the Healers of Yavanna" must be of Good alignment. He performs a "Minor Sin" if he: a) eats meat, b) learns a Grey Magic or Dark Magic spell list, c) kills or harms someone when he has a "correct" reason, or d) cures an Enemy's worshipper. He performs in a "Major Sin" if he: a) uses a Dark Magic spell, b) kills or harms someone without a "correct" reason, c) refuses to heal someone without a "correct" reason.*

Sin Level — A pure, hybrid, or semi spell user of Channeling must keep track of his Sin Level (SiL). A SiL is increased by one for each Minor Sin performed and by two for each Major Sin performed.

The only way to lower a SiL is for the sinner to cast *Prayer* (Ceremonies list) for a period of time equal to five minutes times the level of the sinner — this lowers the sinner's SiL by one (i.e., one level of Sin is forgiven). A character that can not cast such a spell must seek out a Channeling spell user of his own religion that can cast the *Prayer* spell; then the two of them can "pray" together.

When a spell user of Channeling with a SiL greater than zero attempts to cast a Channeling spell, he must make an ESF roll with a modification equal to five times his SiL.

Alignment and Religion — Normally, alignment is secondary to "sin definitions" in a religion's affairs. But alignment becomes very important when a character wishes to change religions (e.g., he becomes disillusioned, disgusted or disappointed by his religion).

Changing religions is automatic if the old religion and the new religion have the same alignment (i.e., you choose a religion with similar convictions). However, if you want to worship a god with an alignment different from your own, you have to change your alignment! A character's subconscious is normally very resistant to such a change.

To complete such an alignment shift, a character has to win a "will to will" contest (RMCI 5.1) against his subconscious "Will", which is assumed to be equal to 100 minus the character's SiL. A character cannot try to convince himself more than once a day. Note that the higher the SiL, the easier the shift.

A SiL of 100 automatically causes an instant alignment shift — i.e., from Good or Evil to Neutral, neutral to Good or Evil.

SELF-ESTEEM: ESSENCE AND MENTALISM

This section assumes that the act of casting a spell requires a considerable amount of self-confidence and conviction. Pure and semi spell users of Essence and Mentalism, Essence-Mentalism hybrid spell users, and the Archmage start play with a Good, Neutral, or Evil alignment. So, we have Dark Illusionists, White Seers, Grey Mystics, Dark Magicians, Dark Mentalists, etc. In general, we call such spell users, "*lay spell users*."

Self Esteem Level — Lay spell users have an index of their mortality called: Self Esteem Level (SeL). It can be negative, null or positive. Negative SeL shows that the character (Neutral or Good) is approaching the Evil side of the world. Positive SeL shows that the character (Neutral or Evil) is approaching the Good side of the world. A null SeL shows that the character is perfectly in line with his alignment.

Each time that a Good character casts a Dark Magic spell (a spell of a Dark Magic spell list), his SeL decreases by 2. When he learns a Dark Magic spell list, his SeL decreases by 5.


Each time that a Neutral character casts a Dark Magic spell, his SeL decreases by 1, while it increases by 1 when he casts a White Magic spell. When he learns a Dark Magic spell list, his SeL decreases by 2. When he learns a White Magic spell list, his SeL increases by 2.

Each time that a Dark character casts a White Magic spell, his SeL increases by 2. When he learns a White Magic spell list it increases by 5.

When a Lay spell user has a SeL greater than 4 or less than -4, he must make an ESF roll when attempting to cast an Essence or Mentalism spell. The ESF modification is equal to the absolute value of his SeL divided by 5 (round off).

Whenever a character wants to move his SeL towards zero, he must have a "will to will contest (RMCI 5.1) with his subconscious (will of 100 - SeL). This process takes an uninterrupted hour for every five experience levels that the character has. If successful, the character may move his SeL 5 towards zero.

A SeL of 100 automatically causes an instant alignment shift — i.e., from Good or Evil to Neutral, neutral to Good or Evil.



NON SPELL USERS

For non spell users, the GM should make a list of general Good and Evil acts — based on the ideals above, but not bounded to a particular religion.

When a non spell user starts play, he must choose his Alignment Degree (AID), a number from 1 to 100. AIDs greater than 70 indicate Good alignment, while AIDs less than 31 indicate Evil alignment (31-70 indicates Neutral).

Whenever a Good character wants to perform an Evil act, he must roll D100 and add his Will. If the result is greater than his AID, he may act normally and his AID is decreased by one. Otherwise, the character is in a crisis and gets a -25 to all related actions other than defending himself. Further development of the situation may allow him to make another roll.

Whenever a neutral character performs a Good action add 3 to his AID, and lower it by 3 for an Evil action.

Whenever an Evil character wants to perform a Good act, he must roll D100 and subtract his Will. If the result is less than his AID, he may act normally and his AID is increased by one. Otherwise, the character is in a crisis and gets a -25 to all related actions other than defending himself. Further development of the situation may allow him to make another roll.

In this case the Will determination does not take in account the RR racial bonuses!

Example: Tegher the Fighter is Good, but his friends in the group are neutral. When the group see a party of peaceful Dwarves, his friends decide to ambush them. Tegher wants to join in the ambush, but he fails his will vs will contest and must either stand by or fight with a -25 penalty. The Dwarves are tough, and Tegher's best friend is severely injured. So the GM allows Tegher to make another will vs will roll with a +10 bonus for the situation. Tegher makes this roll and joins the combat with his AID lowered by one.

7.2 EQUIPMENT PRICING

RM Sections 7.3.2-7.34 in *ChL&CaL* present guidelines for computing the prices of various magic items and special items. Those guidelines are based upon the limitations inherent in the standard SL magic item creation guidelines (SL 9.2). However, certain powerful items and artifacts do not have to adhere to those limitations — they can be created using special ceremonies, rituals, special equipment, special spells, spell mastery, etc. For high powered games where such artifacts have a "price", this section presents extensions to the RM 7.3 pricing guidelines. See also RMCI 5.3 for more high-powered item pricing guidelines.

MAGIC BONUSES BASED ON ITEM TYPE

This material extends the Base Cost Multipliers (BCM) for an item's magical bonus (RM 7.3.3). The Base Cost Multiplier is determined by the item's magical bonus and its "type." An item's type is based upon the Alchemist spell (SL 13.5) needed to enchant the bonus: Weapon, Armor, General, or Special; a "Special" item requires a non-standard enchantment.

| Magical Bonus | ITEM TYPE | | | |
|---------------|-----------|-------|---------|---------|
| | Weapon | Armor | General | Special |
| +5 | 15x | 20x | 30x | 40x |
| +10 | 50x | 60x | 90x | 120x |
| +15 | 135x | 180x | 240x | 300x |
| +20 | 400x | 500x | 700x | 1000x |

Example: In the standard RM pricing system, a +15 mace would have a BCM of 200x; in this system, the BCM is only 135x. However, for a +15 lockpick kit, the BCM is increased from 200x to 240x.

SPECIAL CRAFTING AND DESIGN BONUSES

Superior Crafting (Base Cost Multiplier: 5x) — If a GM decides that the creator of a non-spell item was especially skilled at his craft, he can allow an additional +5 non-magic bonus in addition to any bonus due to magic or to material (i.e., non-magic material).

Superior Design (Base Cost Multiplier: 2x) — If a GM decides that a non-spell item is especially well designed, he can allow an additional +5 non-magic bonus in addition to any bonus due to magic or to material (i.e., non-magic material). Superior design is usually only available in certain cultures, and only for a few very specific items in each culture (e.g., Elven bows, Dwarven chain-mail, etc.).

Example: A very fine long bow is made of Dir Wood (+10 bonus, BCM: 20x); in addition, it is of special Elven design and was personally made by the Elven master crafter, Dana Panad. The GM rules that the bow has a +20 (10+5+5) non-magic bonus and a BCM of 27 = 20+5+2.

GENERAL COST MULTIPLIERS

| | |
|---|----|
| Item of different realm from Enchanters | 2x |
| Item has been used | 2x |
| Item has already been enchanted | 2x |
| Armor, Staff or larger Size, and Books | 1x |
| Weapon, Rod or Crown Sized, and Scrolls | 2x |
| Dagger, Wand, Garment, or Tiara Sized | 3x |
| Brooch, Bracelet, or Amulet Sized | 4x |
| Ring, Necklace, or Gem Sized | 5x |



SPELL BONUS COSTS

| Spell Bonus | Standard Cost | Optional Cost † |
|-----------------|---------------|-----------------|
| +1 Spell Adder | +50 | +50 |
| +2 Spell Adder | +100 | +100 |
| +3 Spell Adder | +200 | +200 |
| +4 Spell Adder | +400 | +500 |
| +5 Spell Adder | +800 | +1000 |
| +6 Spell Adder | +2000 | +2000 |
| +7 Spell Adder | +5000 | +5000 |
| +8 Spell Adder | +10000 | +10000 |
| +10 Spell Adder | +20000 | +20000 |
| +12 Spell Adder | +40000 | +40000 |
| +15 Spell Adder | +80000 | +80000 |
| x2 Multiplier | +200 | +200 |
| x3 Multiplier | +400 | +1000 |
| x4 Multiplier | +800 | +5000 |
| x5 Multiplier | +2000 | +20000 |
| x6 Multiplier | +80000 | +80000 |

† — The optional cost given above are for GMs who feel that the standard spell bonus costs are too cheap.

INTELLIGENCE COST MULTIPLIERS

Empathy (Cost Multiplier: 5x) — Allows wielder to cast imbedded 1st level spells without a Staves & Wands roll.

Low Intelligence (Cost Multiplier: 10x) — Allows wielder to cast imbedded 1st-2nd level spells without a Staves & Wands roll.

Medium Intelligence (Cost Multiplier: 20x) — Allows wielder to cast imbedded 1st-5th level spells without a Staves & Wands roll. *Optional increased Cost Multiplier: 40x.*

High Intelligence (Cost Multiplier: 50x) — Allows wielder to cast imbedded 1st-10th level spells without a Staves & Wands roll. *Optional increased Cost Multiplier: 100x.*

Very High Intelligence (Cost Multiplier: 200x) — Allows wielder to cast imbedded 1st-20th level spells without a Staves & Wands roll. *Optional increased Cost Multiplier: 600x.*

Artifact Level Intelligence (Cost Multiplier: 1100x) — Allows wielder to cast imbedded 1st-35th level spells without Staves & Wands roll.

Legendary Artifact Level Intelligence — Allows wielder to cast imbedded 1st-50th level spells without a Staves & Wands roll. This level of intelligence cannot normally be imbedded. Items have been known to develop this level of intelligence by themselves after being imbedded with a lower intelligence. Alternatively, this can be the result of an accidental random occurrence during the creation process.

ALTERNATIVE METHOD FOR GENERATING AN ITEM'S WILL


An intelligent item can be given a Will equal to:

$$\text{Will} = \text{Open ended D100} - 50 \\ + (10 \times \text{maximum imbedded spell level})$$

ALTERNATIVE METHOD FOR GENERATING AN ITEM'S PURPOSE

Many intelligent items have purposes — i.e., basic objectives. This can be something basic, like having famous wielders; or something significant, like exterminating all Elves. The creator has some control over the purpose of the items he creates items, but the more intelligent items have a fair share of free will. So, a GM may wish to roll on the following chart to determine the purposes of certain items; the roll can be modified by the maximum imbedded spell level for the item. If a modified, roll is 96+, it is treated as being "open-ended."

| Roll | Purpose |
|---------|---|
| 1-40 | No specific purpose. Some minor personality factors might be present. |
| 41-95 | Has the goals intended by creator. Some minor personality factors might be present. |
| 96-100 | Item has a personality perversion, like a passion for slaying blonde women or burning people alive. Otherwise as creator desired. |
| 101-140 | Item has a personality flaw, like a passion for fame, blonde owners, or burning things. Otherwise as creator desired. |
| 141-160 | Item has a randomly determined purpose similar to the intended purpose. |
| 161-180 | Item has a randomly determined purpose agreeable to the creator. |
| 181-200 | Item has a randomly determined purpose different from the intended purpose. |
| 201-230 | Item has a purpose exactly opposite to the intended purpose. |
| 231-240 | Item has a randomly determined purpose opposed to the intended purpose. |
| ≥ 241 | As originally intended, but carries a subconscious drive to make its possessor unhappy or meet a fateful end. |



7.3 ITEM QUALITY BASED ON SKILL

The material in this section can be used if a GM wants skill to be a major factor in the creation of an item. This system assumes that an experienced weapon-smith should be able to make a much better sword out of a given lump of steel than some tin-pot armorer who doesn't know one end of an anvil from the other — lucky flukes notwithstanding.

Note: *This system can result in higher than normal bonuses for items.*

To determine an item's bonus, the "maker" first makes a "creation skill roll" equal to an open-ended D100 roll plus his skill bonus for making the item.

Creation Skill Roll =

Open-ended D100 + maker's skill bonus - Balancing Factor

The appropriate skill depends upon the item being made; it is usually a Smithing or a Crafting skill. The Balancing Factor is a fixed number reflecting the power and magic item level of a campaign. We suggest -90 for a low-power campaign, -60 for a medium-power campaign, -30 for a high-power campaign, and +0 for a very-high-power campaign.

The normal bonus of an item is modified by two factors:

Modified Item Bonus = Normal Bonus

+ [(Creation Skill Roll ÷ 100) × (Normal Bonus ÷ 5)]
+ (Creation Skill Roll ÷ 30) [round off]

Example: *In a high-power campaign, Miraj the smith is a master craftsman with a smithing skill of +110 with Mithril. She produces a Mithril rapier with a Normal Bonus of +20, and makes a D100 roll of 92. Thus, her Creation Skill Roll is 172 = 92 + 110 - 30. So the item's bonus is: 33 = 20 + 6.88 + 5.73*

$= 20 + [(172 \div 100) \times (20 \div 5)] + (172 \div 30)$

BREAKAGE FACTOR

Superior craftsmen may also increase an item's breakage factor — we suggest:

Modified Breakage Factor =

Normal BF + (Creation Skill Roll ÷ 10)

Example: *In the example above the rapier's normal breakage factor is 100+, so the Modified Breakage Factor is 117+ = (100+) + (172 ÷ 10).*

PRICE MODIFIERS

Due to the value of his time, facilities, and material used, superior craftsmen often increases the price items that he makes. In addition to normal price modifiers, we suggest the following price modifier:

| Item Bonus Modification | Modified Price |
|-------------------------|---|
| ≤ +5 | normal cost × item bonus modification × 1 |
| +6-10 | normal cost × item bonus modification × 2 |
| +11-15 | normal cost × item bonus modification × 4 |
| ≥ +16 | normal cost × item bonus modification × 8 |

Example: *In the example above the rapier's item bonus modification is +13, so the modified price is equal to: the normal cost × 52 (= 13 × 4).*

7.4 USES OF STRESS CRITICALS

The *RMCH* Stress Critical Table 12.5 is very useful in seven common situations that arise in a role playing game. A GM should keep this table in mind when a character takes an action that involves stress and strain. Some examples are consecutive row use of Haste/Speed (e.g. through the use of spells, devices, potion Adrenal Speed, etc.), spell failure, bungled magical rituals, etc.

Example: *Kellendil is in his third consecutive round of using Haste/Speed spells. The Gamemaster rolls an 'A' stress critical on Kellendil. In the fourth round, if another Haste is used, the GM might roll a 'B' crit.*

Example: *Cassie the Sorceress is about to be eaten by a huge Drake. She badly fails an ESF casting with her last remaining PPs. The Gamemaster decides to apply a 'C' stress critical (and possibly a Depression critical as well) as well as the spell failure and whatever the Drake may do.*

7.5 RATIONS & LIFE STATUS

This section presents a system and a Chart to be used when characters are starving and/or dying of thirst. When the chart is used, three markers (coins, chits, etc.) are required for each character. These mark the character's current status with regards to *Water* and *Food* deprivation as well as overall *Life Status*. Markers are placed in the boxes and move in either direction along the tracks, depending on whether rations are consumed or not.

Each character's "Water" marker, "Food" marker, and "Life Status" marker are placed in the appropriate box on their respective indices. They start in the "Start Here" and "A-100%" boxes. Whenever characters must eat or drink, the chart is consulted and markers are moved:

- If rations are eaten/drunk, the "Food" and "Water" markers move one box closer to the "Start Here" position.
- If rations are not consumed, markers are moved toward the "Dead" position.
- Consuming "half rations" keeps the markers in their current box.
- If a Food or Water marker crosses a "1 (2, 3, etc.) Life Level" gap, the "Life Status" marker is moved accordingly, either toward "A-100%" (when rations are consumed) or "DEAD" (when rations are not consumed). A percentage within a Life Status box is used to determine how much of a character's skill bonus is still usable at that Life Status level. A maximum of one Life Status level can be regained in a given day.
- Some terrain and environments alter the basic requirement of one ration of both food and water per day:
 - mountainous, rough double requirements
 - extremely hot additional water ration required
 - extremely cold additional food ration required

Option: The Life Levels lost or gained on the "Food" and "Water" indices may be treated as the Life Levels mentioned in *RMCH* 6.1. In such a case the Life Status Index would not be used.

Example: *Cato* is attempting to cross the *Vasty Desert*. Near the midpoint of his journey he runs out of food and water. His normal daily needs are for one ration of both food and water. Since the desert is extremely hot, *Cato* needs an additional water ration; for a total of 2 water rations and 1 food ration required per day. For each ration missed, *Cato's* "Water" and "Food" markers are moved down their respective tracks towards the "Dead" position. One day in such a situation would result in *Cato's* "Water" marker being moved 2 boxes and his "Food" marker 1 box to the right. A gap on the water index reading "1 Life Level" was crossed by the "Water" marker, so this results in the "Life Status" marker also being moved one box to the right to "B-90%." *Cato* may only use 90% of any ability due to his weakened condition.

Example: Continuing the above example through the next day would find poor *Cato* down 2 "Food" boxes and 4 "Water" boxes. *Cato* has lost 2 Life Levels due to thirst. From Life Status "B-90%" *Cato's* "Life Status" marker is moved 1 box to the right resulting in Life Status "C-80%." *Cato* may only use 80% of any ability now. This decline will continue until *Cato* either finds water or dies.

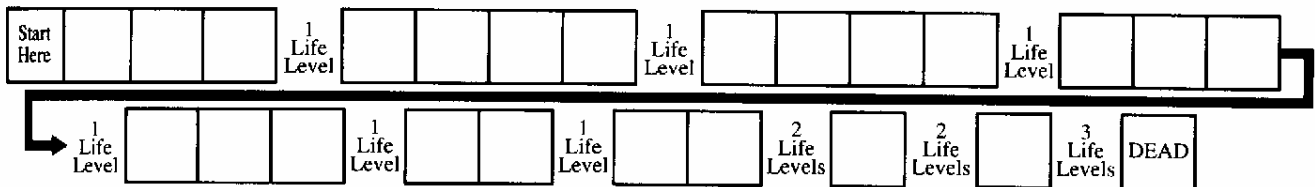
Example: *Tressyl* is trekking through a mountain pass in winter. In an avalanche caused by a particularly severe snowstorm he lost all his supplies save his tinder, flint, and dagger. Using the above items, water is not a problem, but food is. *Tressyl* requires double normal Rations, plus an additional Food Ration per day (i.e., 2 Water Rations and 3 Food Rations per day needed). By melting snow, he meets his requirements for Water and so the "Water Index" marker is in the "Start Here" position. He has not eaten in 7 days, so he is 21 boxes down on the "Food Index." A total of $1+1+1+1+1+1+1=6$ Life Levels have been lost on the "Life Status Index." *Tressyl's* "Life Status" marker is in the "F-50%" box. It will take a minimum of 21 Food Rations eaten over seven days to return to "Start Here" and "A-100%".

LIFE STATUS INDICES CHART

Water Index



Food Index



Life Status Index

| | | | | | | | | | | | | | | | | | |
|------|-----|-----|-----|-----|-----|-----|-----|-----|-----|----|-----|----|----|----|----|----|------|
| A | B | C | D | E | F | G | H | I | J | K | L | M | N | O | P | Q | R |
| 100% | 90% | 80% | 70% | 60% | 50% | 40% | 30% | 20% | 10% | 1% | .1% | 0% | 0% | 0% | 0% | 0% | DEAD |

7.6 OMENS & PHENOMENA

Interesting effects can be achieved within a campaign with the use of natural phenomena. The effects can be as simplistic as people interpreting natural events as omens, or can be as complex as the potency and availability of spells being effected by events in the natural world.

OMENS (7.6.1)

Omens are easily introduced into a GM's world system. When people are superstitious, obvious events like eclipses, comets, storms, etc. can be interpreted as signs of good or ill. A GM can also make omens much more specific. For example, a GM can make a certain bird a sacred animal — if it is seen flying east to west, it is a good omen; if it is seen flying west to east, it implies disaster. This can affect gameplay on a large scale: e.g., Lord Drac will not send his troops into battle after his Astrologer sees that the two moons are in direct alignment. It can also affect gameplay on a smaller scale: e.g., Tesoro the Cleric sees a white mouse enter a building, so he knows it is probably a sign from the gods that it is a safe structure. Clerics, Astrologers, Shamans, Witches and possibly Barbarians should be most identified with the knowledge of omens.

OMEN LORE — A NEW SKILL

A GM can include a secondary skill, *Omen Lore*, that can be bought with the same skill cost as Divination. This skill would act like other lore skills, giving a character knowledge about omens and their interpretations. Omen interpretation should never be completely exact and specific information should rarely be revealed — for example, Lord Drac knows something bad may happen to his armies, but he has no idea what. If using this skill, the GM should take the time to make a detailed set of omens or at least omen guidelines, making omens in his world fairly accurate (at least 80% of the time).

SAMPLE SET OF OMEN GUIDELINES

| | |
|--|------------------------------------|
| East | Orderly |
| West | Chaotic |
| North | Evil |
| South | Good |
| White or light colored animal | Good |
| Black or dark colored animal | Evil |
| Event seen in the sky | Effects the world on a grand scale |
| Event seen on or near the ground | Effects the world on a small scale |
| Omen seen going into or behind something else | Beginning of something |
| Omen seen coming out of something else | Ending or death of something |

Example: *A black bird seen coming out of a tree in the east and flying into the sky towards the west. This may mean that something evil is becoming disorganized and is falling apart, signalling its death and that it will effect much of the world. Alternatively, it could mean something completely different.*

NATURAL PHENOMENA (7.6.2)

Natural phenomena directly effecting player characters and the rest of the world should be handled even more carefully, with much preparation on the part of the GM. An example of the effects of natural phenomena already exists in *RM*, that being the Moon Mage of *RMIII*. In the same way that the phases of the moon can effect those spellcasters, other phenomena can effect other, or perhaps all character professions. All of the rules should be drawn up for specific situations and specific effects.

SIMPLISTIC EXAMPLE

In a certain world, everyone is born under a certain celestial sign (like our Zodiac), and every year each sign is dominant over the others for one month — giving anyone born under that sign certain privileges and powers. This can be translated into game turns as an additional +5 luck bonus, or even a +5 to all actions during that time. The GM may decide to have things work both ways, and when a person's opposing celestial sign was dominant, he would be penalized (-5 to all rolls, etc.). This can be easily handled by the GM, but he should be careful that the bonuses and penalties are not so great as to throw anything out of balance.

MODERATELY COMPLEX EXAMPLE

In another world (or the same world, theoretically), natural events can directly effect the three realms of magic. An event in the sky can effect how well Mentalism works, events in or on the ground effect Essence, but Channeling remains stable.

For example, a meteor storm in the sky would increase the flow of Mentalism for the next week, allowing all who cast spells from that realm to add +10 to all spell rolls. Alternatively, if the event is more dramatic (GM discretion), PP cost can be reduced for Mentalism spells by 25% to 50%. Similar effects can happen to Essence users if a startling event happens on the ground (or possibly in a large body of water), such as a tremor, an earthquake, a volcano erupting, etc. Of course, if an event takes place in both elements, such as a meteor falling from the sky and landing on the earth, both realms may be effected.

Effects usually last a week. All Mentalists who view a sky event are effected, while all Essence users within a 1 to 50 mile radius of an earthbound event are effected (depends on the size of the event). To balance things, a GM may wish to apply penalties for a week after the effect wears off — an affected character has a penalty equal to the bonus he received (e.g., either -10 to spell rolls or a PP cost of 25% to 50% more).

VERY COMPLEX EXAMPLE

In yet another world, there are three suns: a red sun, a blue sun and a white sun. These suns move, and depending on which sun is where in the sky in relation to the other two, certain spells are more effective and some are not effective at all. Such effects can add variety and new challenges for the players, and can make a GM's world even more interesting.

Normally, a sun configuration lasts about 1 week before it changes. A GM can decide whether the configurations appear in order or randomly.

Below is a list of the various combinations that appear in the skies above the world and the effects they have on magic. "W" means that sun is in that position and towards the west. "E" means that the sun is in that position and towards the east.

| Highest | Centered | Lowest | Effective Spells | Not Effective Spells |
|----------|----------|----------|------------------|----------------------|
| Red(E) | Blue | White(W) | Teleportation | Mental Influence |
| Red(E) | White | Blue(W) | Elemental | Informational |
| Blue(E) | White | Red(W) | Healing | Illusions |
| White(E) | Red | Blue(W) | Destructive | Phy. Enhance. |
| White(E) | Blue | Red(W) | Defensive | Nature |
| Red(W) | Blue | White(E) | Nature | Defensive |
| Red(W) | White | Blue(E) | Phy. Enhance. | Destructive |
| Blue(W) | White | Red(E) | Illusions | Healing |
| White(W) | Red | Blue(E) | Informational | Elemental |
| White(W) | Blue | Red(E) | Mental Influence | Teleportation |

- When the red and white suns eclipse, Symbolic spells (runes, circles, symbols, words of power, etc) are more effective, and all other spells are not.
- When the blue and white suns or the blue and red suns eclipse, summoning spells and interdimensional travel spells are most effective and all other spells are not.
- When all three suns eclipse, Arcane spells are more effective, and other spells do not function at all.
- When a spell type is *effective* — ranges, durations and areas of effect are increased by 50% **and** PP costs are only 75% of normal **and** an additional +5 is added to all spell rolls.
- When a type is *not effective* — ranges, durations and areas of effect are decreased by 50% **and** PP costs are 150% of normal **and** an additional -10 is added to all spell rolls.
- If a spell that is effective for a time is cast within an Earthnode, the range, duration and area of effect are five times greater than normal **and** there is no PP cost.

UNNATURAL PHENOMENA — SUPERNATURAL WEATHER (7.6.3)

A GM may wish to introduce "unnatural phenomena" into his world. Such phenomena are handled in the same fashion as natural phenomena, but they usually spring from a magical or supernatural source. Thus, they can often be stopped or at least slowed down.

As examples of such phenomena, this section presents several instances of "supernatural weather."

Black Rain — A foul, acidic, and dangerous form of weather. Black rain comes during normal-looking storms, but its effects are not that of normal rain. Any living thing exposed to black rain will take an 'A' Acid critical for every minute exposed. Black rain usually only lasts for 3-12 minutes, and it is said that it only occurs as an aftermath to the opening of a gate or portal to a demonic plane in the immediate area. This usually happens 1-10 days after the gate opening, but only occasionally (3% chance per gate). Such a gate can easily taint the delicate balance of an world as well as its stability and purity.

Sending Shower — This type of supernatural weather is usually the result of fervent prayer to a "good" deity and is results as a reward for a good deed. This sparkling, silvery rain heals all it touches, cleans objects, removes taints, etc. Any living being exposed to a "sending shower" is healed of 1-10 concussion hits and receives an additional RR versus any poison or disease in their system. Plants will become vibrant and fruitful — no matter what their previous condition was. Objects are cleaned and shiny.

Blue Lightning — Thought to be a very good omen when seen from a distance, this lightning does not have to occur with a storm; but there is always at least a cloud for it to come through. Blue lightning always strikes a target. It is the retribution of some god on a wayward or offending follower. It is always flamboyant and impressive if seen from a distance, but it can deal death to those it strikes. Treat it as a +200 OB *Lightning Bolt* that inflicts an additional 'Holy' critical.

Firestorms — A rare and destructive storm, this is one of the greatest fears of farmers and common people. It only lasts for 1-8 minutes, but every other round anything exposed to it (including buildings, trees, etc.) is subject to an unmodified *Firebolt*. Obviously, many fires are started by this type of storm; but, thankfully, rain usually follows (stopping the majority of firestorm-caused blazes). Firestorms are thought to be caused by a dimensional crossover of the material plane with another plane (possibly the elemental plane of fire).

Icestorms — Akin to firestorms, these storms are somewhat less dangerous, but can be deadly nonetheless. These storms are also referred to as "icicle storms" because they consist of a shower of ice (like hail) particles that are 1" to 8" long and very sharp. Anyone caught out of shelter in such weather will be subject to 1-3 dagger attacks (+0-99 OBs, random) as they are hit by these "icicles" which have been falling through the atmosphere building up tremendous speeds. Icestorms are thought to simply be freaks of nature. Usually 1 out of 100 hailstorms will be icestorms.

Powerstorm — These incredibly rare events probably have something to do with Essence flows or earthnodes. It will appear much like a thunderstorm accompanied by an overabundant amount of lightning. Waves of Essence roll over the land, spinning into magical cyclones, most of this will not be visible to those without abilities to perceive such things.

A powerstorm can also cause very random and uncontrollable events. Magical portals may open, magical items may be altered or drained. Creatures and objects may be destroyed, transported to or from the area and they can be altered in any number of ways. The exact details must be determined by the GM and they should always be different.

A spell user of the Essence realm can try to have a "will to will" (*RMCI* 5.1) battle with the storm. If he wins, he can absorb power from the storm in the form of temporary PPs (1-100 open ended). If he fails, he will be drained of all PPs for 1 week.

Godwinds — An excess amount of "godpower" exists in the universe, even more than the gods can wield (godpower is the unique power that gods alone can wield, the power that makes them gods). Very rarely, this excess power will wash over an area in the form of a powerful wind. Any Channeling user in that area will temporarily gain 1-30 PP from such a wind (they will last until they are used), but anyone else must make an RR or be knocked over and take an 'A' Unbalancing critical. These winds last but a moment. Often one person or object will be the recipient of a random Channeling spell (e.g., a healing spell, lifegiving, blessing, etc.).

Mindstorm — This is a very rare but powerful storm, much like a powerstorm or the godwinds. Mental energy is continually being emitted by all sentient creatures, whether they are Mentalists or not. This energy usually is scattered out into the universe, never heard from again. But sometimes, this energy will coalesce into a swirling mass of mental energy (invisible to the human eye, of course), which grows larger and larger as more and more energy is given off around it. Finally, this energy will begin to move about the surface of the world.

Each thinking creature caught within a mindstorm (there is no shelter against such a storm) is subject to a 'C' Shock critical. In addition, there is a 10% chance that each such creature will be subject to a random spell from the Mind Erosion, Mind Subversion, Mind Death, or Mind Disease spell lists (Evil Mentalist base). RRs apply to all effects. A Mentalism spell user can absorb PPs the same manner as an Essence spell user in a powerstorm (see above).

7.7 POWDER & STEEL — FIREARMS FOR FRP

This section contains some background material, new skills, and weapons tables to allow a quick and dirty simulation of the age of powder and steel within the *RM* system. The material requires the use of several *Space Master* attack tables and includes muzzle and breech loading pistols, rifles, carbines, and cannon. For a more detailed presentation of these types of firearms, refer to ICE's Campaign Classic, *Pirates*.

Note: *As a change of pace variation for one evening's gaming, the author threw together some information to run a scenario set in what would be the equivalent of Earth's 19th century. Tired of bashing PCs with swords it was decided to try pistols and rifles instead.*

The generic Cavalry characters were armed with Sabre, Lance, a Revolver, and a metal Helmet and Breastplate (AT 17). The generic Infantry characters were armed with breech-loading Rifles and Pistols, a Grenade or two, and a uniform with Helmet and Chain Mail shirt (AT 13).

FIREARM WEAPON SKILLS

Several new Weapon skill categories (*ChL* 3.5) are included to cover the use of firearms. For a *RM* character with access to proper training and knowledge, the DP cost for each is equal to his largest Weapon skill DP cost.

Infantry Brawling (St/St/Ag) (OB) — This skill covers fighting with both bayonet and rifle butt when ammo runs out. The *RM* DP cost is equal to the character's largest Weapon skill DP cost.

Handling infantry Brawling is fairly simple — a character may use the bayonet or the butt of an appropriate weapon. The bayonet attack uses the *AL* Spear Attack Table 8.7.4, while the butt attack uses the *AL* Club Attack Table 8.4.2.

Powder Missile Weapons (Ag/St) (OB) — This skill covers using Pistols, Rifles, and Shotguns. The *RM* DP cost is 10 for non spell users, 12 for semi spell users, and 15 for all of the others.

Rifles and Pistols use the *SM* Small Projectile Attack Table 15.1. Shotguns use the *SM* Shotgun Attack Table 15.2.

Powder Thrown Weapons (Ag/St) (OB) — This skill covers the use of hand grenades. The *RM* DP cost is 10 for non spell users, 12 for semi spell users, and 15 for all of the others.

Grenade throws can use the *SM* mechanisms (*SM P* 14.8) on the following procedure. The thrower makes a throwing skill roll, to see if the grenade gets to the target (100+ indicates success); the Gamemaster then rolls a D100: 01-10 a Dud, 11-50 explodes next round; 51-100 explodes this round. Grenade explosions use the *SM* Grenade Attack Table 15.3, but use the *SL* Impact Critical Strike Table chart.

Powder Missile Artillery (In/Ag) (OB) — This skill covers the use, maintenance, and firing of cannons, mortars and howitzers. The *RM* DP cost is 10 for non spell users, 12 for semi spell users, and 15 for all of the others.

Cannon can use either the old *Tech Law* Automatic Handheld Projectile Attack Table 5.74 (Shrapnel crits for results over 135) or the *SM* Blaster Attack Table 15.5 (Puncture crits under 135 Shrapnel over 135).

Note: *When using SM attack tables, use the standard limits for "Maximum Results for Mark #" on the tables (do not use the limits based on RM ATs). Black powder firearms are not as powerful as SM firearms.*

| FIREARMS CHARACTERISTICS CHART | | | | | | | | | |
|--------------------------------|----------------|-------------|--------------|--------------|-------------------------|-------|----------|----------|-------------------|
| Weapon Type | Type of Reload | Reload Time | Rate of Fire | Fumble Range | Range (ft) / Range Mod. | | | | Table Used |
| | | | | | PB | SR | MR | LR | |
| Pistol | Muzzle | 3 | 1 | 3 | 10/+10 | 50/- | 100/-40 | 250/-80 | Sml Proj Mk.3 |
| | Breech | 1 | 1 | 5 | 10/+10 | 50/- | 100/-40 | 250/-80 | Sml Proj Mk.2 |
| | Revolver | 1† | 1‡ | 5 | 10/+10 | 50/- | 100/-40 | 250/-80 | Sml Proj Mk.1 |
| Rifle | Muzzle | 3 | 1 | 5 | 20/+20 | 250/- | 750/-40 | 1500/-80 | Sml Proj Mk.4 |
| | Breech | 1 | 1 | 7 | 20/+20 | 250/- | 750/-40 | 1500/-80 | Sml Proj Mk.4 |
| Shotgun | Muzzle | 3 | 1 | 5 | 10/+20 | 75/- | 150/-40 | 225/-80 | Shotgun |
| | Breech | 1 | 1 | 7 | 10/+20 | 75/- | 150/-40 | 225/-80 | Shotgun |
| Cannon | Muzzle | 6 | 1 | 3 | 30/+30 | 600/- | 1500/-40 | 3000/-80 | Blaster or AHProj |
| | Breech | 3 | 1 | 5 | 30/+30 | 600/- | 1500/-40 | 3000/-80 | Blaster or AHProj |

* — Actually a 6 round revolver; † — Per shot; ‡ — Can also fire 2 at -50 each or reload 1 and fire 1 at -50.

Option: For cultures and regions where knowledge and training for these new skills is available, a GM may wish to decrease the DP costs for these skills. We suggest that each character get four new Weapon skill costs that are equal to the character's largest Weapon skill DP cost. Then the character can assign his 10 skill costs to his 10 Weapon categories (i.e., the 6 standard ones and the 4 new ones) in the standard fashion (*ChL* 3.5).

THE WEAPONS

Four types of projectile firing weapons were defined: Pistols, Rifles, Shotguns, and Cannon. There are also three reloading classes: muzzle loaders, breech loaders, and revolvers. Specific weapon characteristics are defined on the Firearms Characteristics Chart and the Quick Reload Penalty chart.

QUICK RELOADS

Like bows in *Arms Law*, there were penalties associated with trying to reload a weapon in less time than is normally required. The following chart presents those penalties for the firearms in this section.

| QUICK RELOAD PENALTY CHART | | | | | | | |
|----------------------------|-------------------------|-----|-----|-----|-----|------|-----|
| Item | Number of Reload Rounds | | | | | | |
| | 6 | 5 | 4 | 3 | 2 | 1 | 0 |
| Pistol, m | 0 | 0 | 0 | 0 | -25 | -50 | — |
| Pistol, b | 0 | 0 | 0 | 0 | 0 | 0 | -50 |
| Pistol, r | 0 | 0 | 0 | 0 | 0 | 0 | -50 |
| Rifle, m | 0 | 0 | 0 | 0 | -25 | -50 | — |
| Rifle, b | 0 | 0 | 0 | 0 | 0 | 0 | -50 |
| Shotgun, m | 0 | 0 | 0 | 0 | -25 | -50 | — |
| Shotgun, b | 0 | 0 | 0 | 0 | 0 | 0 | -50 |
| Cannon, m | 0 | -25 | -50 | -75 | — | — | — |
| Cannon, b | 0 | 0 | 0 | 0 | -50 | -100 | — |

m — muzzle loader; b — breech loader; r — revolver.



7.8 EXHAUSTION POINTS

Character Law suggests that a character's Constitution stat be used for their exhaustion point total. Gamemasters may wish to use one or more of the options presented in this section. These options vary the number of exhaustion points based on Co, race, and the athletic prowess of the character involved.

Option 1: Exhaustion Points are figured with the Character's Constitution bonus taken into account, much like concussion hits. Thus:

$$\text{Exhaustion Points} = \text{Co stat} \times [1 + (\text{Co stat bonus} \div 100)] \quad [\text{round up}]$$

Example: *Grond the Troll* has a 90 Co stat and a +20 Co stat bonus. His exhaustion point total is $108 = 90 \times [1 + (20 \div 100)] = 108$.

Option 2: Those professions with an Athletic Skills level bonus (*RMCH* Table 11.6) often have significant higher levels of regular physical training and thus should have a higher endurance. Their exhaustion point totals should have an extra factor based on level and Athletic Skill level bonus. Thus:

$$\text{Exhaustion Points} = \text{Co stat} + (\text{Athletic Skill level bonus} \times \text{level})$$

Example: *Grond* is a Fighter and gets a +2 per level Athletic Skills level bonus. At fourth level he would have $98 = 90 + (2 \times 4)$ exhaustion points.

Option 3: In certain situations such as a frantic dash to a dropping portcullis or a long chase across a prairie, the Gamemaster may wish to modify available exhaustion points to include a bonus for an applicable skill. Two such skills from *RMCH* are Sprinting and Distance Running. In such cases, the skill rank bonus (only, not level or stat bonus) is added to the exhaustion point total. Thus:

$$\text{Exhaustion Points} = \text{Co stat} + (\text{Skill Rank Bonus for an Applicable skill})$$

Example: *Grond* wishes to chase a squad of Warg-mounted Orc cavalry across the plains. He has 5 ranks (+25 bonus) in Distance Running and the Gamemaster decides the skill is appropriate for this sort of chase. *Grond* would have $115 = 90 + 25$ exhaustion points.

Option 4: Combine any of Options 1, 2, and/or 3. If all three are combined:

$$\text{Exhaustion Points} = [\text{Co stat} + (\text{Athletic Skill level bonus} \times \text{level}) + (\text{Skill Rank Bonus for an Applicable skill})] \times [1 + (\text{Co stat bonus} \div 100)] \quad [\text{round up}]$$

8.0 SPELL LISTS

8.1 ASTRAL TRAVELLER BASE LISTS

OUTER PLANE LAW

(Astral Traveller Base) (8.1.1)

| | Area of Effect | Duration | Range |
|--------------------|----------------|-----------|-------|
| 1—Gate Presence | 100'R | — | self |
| 2—Summon I | 1 alien | 1 rnd/lvl | 10' |
| 3—Alarm | self | 12 hours | self |
| 4—Alien Presence | 100'R | — | self |
| 5—Summon V | 1 alien | 1 rnd/lvl | 10' |
| 6—Planar Link | 0.1"x0.1" | — | 10' |
| 7—Disguise | self | 1 hour | self |
| 8—Survival | self | 1 hour | self |
| 9—Summon X | 1 alien | 1 rnd/lvl | 10' |
| 10—Plane Travel I | self | — | self |
| 11—Mass Disguise | 10'R | 1 hour | self |
| 12—Plane Scale | 1 object | 1 day/lvl | touch |
| 13—Disguise True | self | 1 day | self |
| 14—Alien Form | self | 1 hour | self |
| 15—Mass Survival | 10'R | 1 hour | self |
| 16—Plane Travel II | self | — | self |
| 17—Survival True | self | 1 day | self |
| 18—Lord Summon | 1 alien | 1 rnd/lvl | 10' |
| 19—Alien Form True | self | 1 day | self |
| 20—Gate | 7'x4' | 5 min | 30' |
| 25—Traveller | self | 1 rnd/lvl | self |
| 30—Returning * | self | — | self |
| 50—Gate True | 7'x4' | P | 100' |

1—Gate Presence (I) Caster is aware of any gates/links to other planes in his range.

2—Summon I (FM) Summons a 1st level being from any plane. The type and homeplane of the being has to be specified by the caster. He may Summon a specific person if he know the "true name" of that being. If the Summoned being is ill-tempered, he may control when he concentrates. A GM may wish to give the being a RR every minute to resist being controlled.

3—Alarm (I) If the caster is about to enter a plane that would physically harm him in some way (e.g., extreme temperatures, no oxygen, etc.), this spell will give him a mental warning.

4—Alien Presence (I) Caster is aware of any being from another plane of existence within his range.

5—Summon V (FM) As *Summon I*, except being may be up to 5th level.

6—Planar Link (FM) Caster establishes a small link to another plane. No being or object may pass through this link, it is used for mental contact only (e.g., by using the various *Mind Tongue* spells).

7—Disguise (E) This limited illusion, causes the caster to appear to be a member of a sentient/thinking race that inhabits the plane of his choice. He may not resemble a specific individual, but he may choose any race that he has seen before.

8—Survival (D) As *Alarm*, except caster's metabolism is altered to accommodate the life-conditions of the alien plane. If these conditions are very different from those of the caster's homeplane, they may require an *Alien Form* spell in order to survive them.

9—Summon X (FM) As *Summon I*, except being may be up to 10th level.

10—Plane Travel I (F) Caster travels to another plane of existence. He may specify the plane, but his arrival location is completely random. There is a special chance of failure in this spell, especially when the caster visits the plane for the first time: Never seen = 10%; Been Briefly (1 hr) = 5%; Studied (24 hr) = 2%; Studied carefully (1 week) = 0.2%; Lived in (1 year) = no chance of failure.

11—Mass Disguise (P) As *Disguise*, except it affects everyone in the area of effect. If an affected target moves more than 10' away from caster, the spell ceases to affect him; this applies even if the target moves back into the area.

12—Plane Scale (I) Caster links part of his mind to a target object. This object will reflect the Elemental Plane that the caster occupies by means of colors, patterns, etc. (e.g., the Plane of Fire is reflected by a red color, the plane of the dead with an angelic symbol, etc.).

13—Disguise True (D) As *Disguise*, except for duration.

14—Alien Form True (F) As *Disguise*, except caster takes on all physical characteristics of the aliens.

15—Mass Survival (D) As *Survival*, it affects everyone in the area of effect. If an affected target moves more than 10' away from caster, the spell ceases to affect him; this applies even if the target moves back into the area.

16—Plane Travel II (F) As *Plane Travel I*, except caster may specify the target plane and the destination point on that plane. Chances for failure are as for *Teleport I*, except when the roll for failure is less than or equal to 1/10th of the normal failure chance (e.g., 5 or less if the normal chance is 50%); in which case, the caster does not just miss the destination point, he misses the entire plane and gets to some other random plane.

17—Survival True (D) As *Survival*, except for duration.

18—Lord Summon (FM) As *Summon I*, except being may be up to 20th.

19—Alien Form True (P) As *Alien Form*, except for duration.

20—Gate (F) Caster opens a Gate to another plane. The arrival location is completely random. The Caster may close the Gate at any time during the spell's duration. If the Gate is still open at the end of its duration, roll D10 to see what happens (all modifiers mentioned are cumulative):

- 1-4: The Gate shrinks, disappearing completely after 3 rnds.
- 5-7: The Gate shrinks, leaving a small link (see *Planar Link*). No more rolls are made.
- 8: The Gate moves 1-50' in a random direction, sending all in its way to the target plane --- then, it disappears.
- 9: As 8 above, but after the move, roll again (apply a +1 Modifier until the Gate shrinks or disappears).
- 10: The Gate grows to a ball with a D10+10' Diameter then it shrinks again to normal size. roll again after one round (apply a +1 Modifier until the Gate shrinks/disappears).
- 11+: A being/creature from another plane uses the gate to visit the plane in which the gate was created (i.e., usually the Prime Plane). The Door collapses after he uses it. Roll an encounter for Enchanted Area with a +50 modification (see *C&T* 4.2).

25—Traveller (F) Caster may use *Plane Travel II* once every round for duration of this spell.

30—Returning (F*) Caster returns to a "prepared, previously selected" place on his homeplane.

50—Gate True (F) As *Gate*, except caster may close a Gate or create a Gate with a permanent duration.

ELEMENTAL TRAVEL

(Astral Traveller Base) (8.1.2)

Note: See Notes in Section 8.1.3.

| | Area of Effect | Duration | Range |
|----------------------------|----------------|-----------|-------|
| 1—Detect Main Link | 100'R | — | self |
| 2—Resist Main | self | 1 min/lvl | self |
| 3—Detect Elemental Link | 100'R | — | self |
| 4—Resist Element | self | 1 min/lvl | self |
| 5—Main Armor | self | 1 min/lvl | self |
| 6—Dismiss | 1 object | — | 30' |
| 7—Main Survival | self | 1 hour | self |
| 8—Elemental Armor | self | 1 min/lvl | self |
| 9—Main Travel | self | — | self |
| 10—Main Survival True | self | 1 day | — |
| 11—Main Form | self | 1 hour | self |
| 12—Elemental Survival | self | 1 hour | self |
| 13—Main Travel True | self | — | self |
| 14—Elemental Travel | self | — | self |
| 15—Main Form True | self | 1 day | self |
| 16—Elemental Survival True | self | 1 day | self |
| 17—Elemental Form | self | 1 hour | self |
| 18—Main Gate | 7'x4' | 5 min | 10' |
| 19—Elemental Travel True | self | — | self |
| 20—Elemental Gate | 7'x4' | 5 min | 10' |
| 25—Elemental Form True | self | 1 day | self |
| 30—Main Gate True | 7'x4' | P | 100' |
| 50—Elemental Gate True | 7'x4' | P | 100' |

1—Detect Main Link (I) Caster detects any Gates or minor links to the Elemental Plane of his "Main Element" (see above).


2—Resist Main (D) Caster is totally protected from his Main Element in its normal form, he gets a +10 Bonus on RRs against it *and* attacks made against him with it receive a -10.

3—Detect Elemental Link (I) As *Detect Main Link*, except Caster may specify gates/links to any one Elemental Plane.

4—Resist Element (D) As *Resist Main*, except may apply to any one element.

5—Main Armor (D) As *Resist Main*, except bonus is 20.

6—Dismiss (F) Target object is transported to a random location on the Elemental Plane of caster's Main Element. If the object is held by someone, it gets a RR based on the holder's level; otherwise its RR is based upon its bonuses and/or special capabilities.



7—Main Survival (D) As *Resist Main*, except caster cannot be harmed in any way his Main Element; he is even able to breathe it. Elemental Attacks with it have only a Chance of hurting the caster, if they inflict Impact Crits. Even in this case, they are modified by -50 and the normal Elemental Crits are ignored.

8—Elemental Armor (D) As *Main Armor*, except may apply to any one Element.

9—Main Travel (F) Caster travels to a random location on the Elemental Plane of caster's Main Element.

10—Main Survival True (D) As *Main Survival*, except for Duration.

11—Main Form (E) Caster takes the form of a lesser Elemental of his Main Element.

12—Elemental Survival (D) As *Main Survival*, except may apply to any one element.

13—Main Travel True (F) As *Main Travel*, except caster may specify the location (accuracy as *Teleport* on the Closed Essence list, Lofty Bridge).

14—Elemental Travel (F) As *Main Travel*, except location can be on any Elemental Plane chosen by the caster.

15—Main Form True (E) As *Main Form*, except for Duration.

16—Elemental Survival True (F) As *Elemental Survival*, except for Duration.

17—Elemental Form (E) As *Main Form*, except caster may take the form of any one elemental.

18—Main Gate (F) Caster opens a Gate between his current plane and the Elemental Plane of his Main Element. If he is on his Main Element plane the Gate may be opened to the caster's "Prime Plane". The Gate is only one way, and the arrival location is completely random. If he is within Range, the Caster may close the Gate at any time during the spell's duration. If the Gate is still open at the end of its duration, roll D10 to see what happens (all modifiers mentioned are cumulative):

- 1-4: The Gate shrinks, disappearing completely after 3 rnds.
- 5-7: The Gate shrinks, leaving a small link (see *Planar Link* in 8.1.2). No more rolls are made.
- 8: The Gate moves 1-50' in a random direction, sending all in its way to the target plane — then, it disappears.
- 9: As 8 above, but after the move, roll again (apply a +1 Modifier until the Gate shrinks or disappears).
- 10: The Gate grows to a ball with a D10+10' Diameter then it shrinks again to normal size, roll again after one round (apply a +1 Modifier until the Gate shrinks or disappears).
- 11+: A being/creature from another plane uses the gate to visit the plane in which the gate was created (i.e., usually the Prime Plane). The Door collapses after he uses it. Roll an encounter for Enchanted Area with a +50 modification (see *C&T* 4.2).

19—Elemental Travel True (F) As *Elemental Travel*, except caster may specify the location (accuracy as *Teleport* on the Closed Essence list, Lofty Bridge).

20—Elemental Gate (F) As *Main Gate*, except any Elemental Plane may be chosen.

25—Elemental Form True (E) As *Elemental Form*, except for duration.

30—Main Gate True (F) As *Main Gate*, except Caster can specify destination location (accuracy as *Teleport* on the Closed Essence list, Lofty Bridge). Alternatively, this spell can be used to close a Gate or decrease the size of a Gate that is larger than 7'x4'.

50—Elemental Gate True (F) As *Elemental Gate*, except Caster can specify destination location (accuracy as *Teleport* on the Closed Essence list, Lofty Bridge). Alternatively, this spell can be used to close a Gate or decrease the size of a Gate that is larger than 7'x4'.

ELEMENTAL SUMMONS

(Astral Traveller Base) (8.1.3)

Note: Each Astral Traveller should chose his "Main Element" (i.e., Elemental "Color") upon reaching 1st lvl (see Section 2.2). An Astral Traveller's capabilities with his "Main Element" are increased considerably.

Note: The spell levels used on this list are used for the spells using the normal 6 SL elements: heat, cold, light, water, air, and earth. Other Elements, or mixtures of the existing ones (see EC), are more difficult to use. Therefore, for a spell involving a element other than the 6 normal ones, one of the following modifications to the spell's level should be applied:

Compounds

(Fog, Lava, Ice, or any EC compound element)Level + 2

Plasma (or Vapid, see EC)Level + 5

Nether (or any other EC Complex Element)Level +10

| | Area of Effect | Duration | Range |
|----------------------------|----------------|--------------|---------|
| 1—Main Summon II | 1 target | 1 rnd/lvl(C) | 10'/lvl |
| 2—Main Summon V | 1 target | 1 rnd/lvl(C) | 10'/lvl |
| 3—Elemental Summon II | 1 target | 1 rnd/lvl(C) | 10'/lvl |
| 4—Elemental Summon V | 1 target | 1 rnd/lvl(C) | 10'/lvl |
| 5—Elemental Master V | 1 target | 1 hr/lvl | 5'/lvl |
| 6—Main Summon X | 1 target | 1 rnd/lvl(C) | 10'/lvl |
| 7—Main Link | 1"x1" | — | 10' |
| 8—Elemental Master X | 1 target | 1 hr/lvl | 5'/lvl |
| 9—Main Summon XV | 1 target | 1 rnd/lvl(C) | 10'/lvl |
| 10—Elemental Summon X | 1 target | 1 rnd/lvl(C) | 10'/lvl |
| 11—Elemental Link | 1"x1" | — | 10' |
| 12—Elemental Master XV | 1 target | 1 hr/lvl | 5'/lvl |
| 13—Main Conflagration | 1 target | — | touch |
| 14—Elemental Summon XV | 1 target | 1 rnd/lvl(C) | 10'/lvl |
| 15—Lord Main Summon | 1 target | 1 rnd/lvl(C) | 10'/lvl |
| 16—Elemental Conflagration | 1 target | — | touch |
| 17—Lord Elemental Master | 1 target | 1 hr/lvl | 5' lvl |
| 18—Gate Main | 7'x4' | 5 min | 30' |
| 19—Lord Elemental Summon | 1 target | 1 rnd/lvl(C) | 10'/lvl |
| 20—Elemental Gate | 7'x4' | 5 min | 30' |
| 25—Mass Conflagration | 30'R | — | self |
| 30—Gate Main True | 7'x4' | P | 100' |
| 50—Elemental Gate True | 7'x4' | P | 100' |

1—Main Summon II (F) Summons a 2nd level elemental being from caster's the plane of the caster's Main Element. There must be a source for the elemental material within 100'. The Caster chooses the type of elemental being. He may Summon a specific elemental being if he know the "true name" of that being. If the Summoned being is ill-tempered, he may control when he concentrates. A GM may wish to give the being a RR every minute to resist being controlled.

2—Main Summon V (F) As *Main Summon II*, except the elemental being may be up to 5th level.

3—Elemental Summon II (F) As *Main Summon II*, except the elemental being can be from any Elemental Plane.

4—Elemental Summon V (F) As *Elemental Summon II*, except the elemental being may be up to 5th level.

5—Elemental Master V (M) As *Elemental Summon V*, except caster can control the elemental without concentration; the elemental will obey caster until he dies, until he releases them, or until he gets out of range. At any one time, the caster cannot master more levels of elemental beings than his own level times 5. Intelligent elemental beings will get a RR once a week.

6—Main Summon X (F) As *Main Summon II*, except the elemental being may be up to 10th level.

7—Main Link (E) Caster creates (or closes) a small "Wormhole" from some place on the plane of his Main Element. Roll D100, if the result is 50+, Elemental Material will "flow" out of this hole; if the result is 75+, everyone in front of the hole will take a +50 Bolt attack corresponding to that element.

8—Elemental Master X (M) As *Elemental Master V*, except the elemental being may be up to 10th level.

9—Main Summon XV (F) As *Elemental Summon II*, except the elemental being may be up to 15th level.

10—Elemental Summon X (F) As *Elemental Summon II*, except the elemental being may be up to 10th level.

11—Elemental Link (E) As *Main Link*, except the link can be to any Elemental Plane.

12—Elemental Master XV (M) As *Elemental Master V*, except the elemental being may be up to 15th level.

13—Main Conflagration (F) Target takes an elemental crit corresponding to the caster's Main Element. The severity is determined by the amount of the target's RR failure: ≥ 0 = no effect; 1-10 = 'A', 11-20 = 'B'; 21-30 = 'C'; 31-40 = 'D'; 41+ = 'E'.

14—Elemental Summon XV (F) As *Elemental Summon II*, except elemental being may be up to 15th level.

15—Lord Main Summon (F) As *Main Summon II*, except elemental being may be up to 20th level.

16—Elemental Conflagration (E) As *Main Conflagration*, except caster chooses the critical's elemental type.

17—Lord Elemental Master (M) As *Elemental Master V*, except the elemental being may be up to 20th level.

18—Gate Main (F) Caster opens a Gate between his current plane and the Elemental Plane of his Main Element (location is random). If he is on his Main Element plane the Gate may be opened to the caster's "Prime Plane" (location is random). Roll D100, if the result is 50+, Elemental Material will "flow" out of the Gate from the plane of the caster's Main Element plane — the higher the roll, the faster the flow. There is a 1-10% chance each round that some elemental being "flows" through the gate with the material. The chance is based upon the GM's concept for the elemental planes. If he is within Range, the Caster may close the Gate at any time during the spell's duration. If the Gate is still open at the end of its duration, roll D10 to see what happens (all modifiers mentioned are cumulative):

- 1-4: The Gate shrinks, disappearing completely after 3 rnds.
- 5-7: The Gate shrinks, leaving a small link (see *Planar Link* in 8.1.2). No more rolls are made.
- 8: The Gate moves 1-50' in a random direction, sending all in its way to the target plane — then, it disappears.
- 9: As 8 above, but after the move, roll again (apply a +1 Modifier until the Gate shrinks or disappears).
- 10: The Gate grows to a ball with a D10+10' Diameter then it shrinks again to normal size. roll again after one round (apply a +1 Modifier until the Gate shrinks/disappears).
- 11+: A being/creature from another plane uses the gate to visit the plane in which the gate was created (i.e., usually the Prime Plane). The Door collapses after he uses it. Roll an encounter for an Enchanted Area, +50 mod. (C&T 4.2).

19—Lord Elemental Summon (F) As *Elemental Summon II*, except elemental being may be up to 20th level.

20—Elemental Gate (E) As *Gate Main*, except caster may choose the elemental plane.

25—Mass Conflagration (E) As *Main Conflagration*, except it affects everyone in the area of effect (except the caster).

30—Gate Main True (E) As *Gate Main*, except for duration and range.

50—Elemental Gate True (E) As *Elemental Gate*, except for duration and range.

XENO-LORES (Astral Traveller Base) (8.1.4)

Note: The various knowledge spells on this list are neither cumulative with each other, nor are they cumulative with any normal skill the caster has developed. However, they may be used with the complementary skill rules (RMCH 4.4)

| | Area of Effect | Duration | Range |
|------------------------|----------------|----------|---------|
| 1—Presence • * | — | C | 10'/lvl |
| 2—Speech I | 10' | C | self |
| 3—Stone Lore | 1 stone | — | touch |
| 4—Plant Lore | 1 plant | — | touch |
| 5—Mind Tongue I | 100' | C | self |
| 6—Animal Lore | 1 animal | — | touch |
| 7—Speech II | 10' | C | self |
| 8—Knowledge I | self | — | self |
| 9—Mind Tongue II | 100' | C | self |
| 10—Xeno-Lores I | self | 1 visit | self |
| 11—Sentient Lore | 1 being | — | touch |
| 12—Dimension Lore I | self | P | self |
| 13—Knowledge II | self | — | self |
| 14—Xeno-Lores II | self | 1 visit | self |
| 15—Speech III | 10' | C | self |
| 16—Dimension Lore II | self | P | self |
| 17—Knowledge III | self | — | self |
| 18—Mind Tongue III | 100' | C | self |
| 19—Xeno-Lores III | self | 1 visit | self |
| 20—Dimension Lore III | self | P | self |
| 25—Knowledge True | self | — | self |
| 30—Xeno Lores True | self | 1 visit | self |
| 50—Dimension Lore True | self | P | self |

1—Presence (I) Caster is aware of the presence of all sentient/thinking beings within his range.

2—Speech I (P) Caster is able to communicate basic ideas in a specific language (hungry, thirsty, bathroom, peace, etc.); equivalent to skill rank 2. However, the caster has to be biologically able to use that language (e.g., it would be quite difficult for a humanoid being to use a sign language that incorporates 8 arms, 7 tails, and several other odd appendages); an *Alien Form* spell (on Outer Plane Law list) can be useful for overcoming this restriction.

3—Stone Lore (I) Caster learns the nature and history of any 1 piece of unliving, solid, non-intelligent material.

4—Plant Lore (I) Caster learns the nature and history of any living thing with "plant-intelligence."

5—Mind Tongue (P) As *Speech I*, except caster speaks directly to the mind of any 1 being. He does not need to know the language of the being, the words "translate themselves".

6—Animal Lore (I) Caster learns the nature and history of any 1 being with "animal-intelligence."

7—Speech II (P) As *Speech I*, except caster can communicate in more complex concepts, although there is a good chance of misinterpretations.

8—Knowledge I (I) For one question/topic, caster has the equivalent of skill rank 5 (+25 bonus, no stats apply) in the appropriate lore/knowledge skill (see *RMCH* Table 11.5, p. 101).

9—Mind Tongue II (P) As *Mind Tongue I*, except caster can communicate in more complex concepts, although there is a good chance of misinterpretations.

10—Xeno-Lores I (I) Caster may use one of his lore/knowledge skills (see *RMCH* Table 11.5, p. 101) as the corresponding Xeno-Lore skill for the plane/dimension he currently occupies. The spell lasts as long as the caster remains in the plane/dimension. He may not have more than 5 Xeno-Lore spells operating simultaneously.



11—Sentient Lore (I) Caster learns the nature and history of any 1 sentient/thinking being.

12—Dimension Lore I (I) As *Xeno-Lores I*, except effect is permanent (until canceled). Dimension Lore spells do count against the maximum of 5 Xeno-Lore spells — but, a caster may only have 2 Dimension Lore spells active at any one time.

13—Knowledge II (I) As *Knowledge I*, except the bonus is a +50 (i.e., 10 skill ranks).

14—Xeno-Lores II (I) As *Xeno-Lores I*, except the caster may use two of his lore/knowledge skills as Xeno-Lores.

15—Speech III (P) As *Speech II*, except caster is reasonably fluent in the language. Caster's accent is imperfect, but there is only a slight chance of misinterpretation.

16—Dimension Lore II (I) As *Dimension Lore I*, except the caster may use two of his lore/knowledge skills as Xeno-Lores.

17—Knowledge III (I) As *Knowledge I*, except the bonus is +70 (i.e., 20 skill ranks).

18—Mind Tongue III (P) As *Mind Tongue I*, except caster is reasonably fluent in the language. Caster's accent is imperfect, but there is only a slight chance of misinterpretation.

19—Xeno-Lores III (I) As *Xeno-Lores I*, except caster may use three of his lore/knowledge skills as Xeno-Lores.

20—Dimension Lore III (I) As *Dimension Lore I*, except the caster may use three of his lore/knowledge skills as Xeno-Lores.

25—Knowledge True (I) As *Knowledge I*, except the bonus is +80 (i.e., 30 skill ranks).

30—Xeno-Lores True (I) As *Xeno-Lores I*, except the caster may use five of his lore/knowledge skills as Xeno-Lores.

50—Dimension Lore True (I) As *Dimension Lore I*, except the caster may use five of his lore/knowledge skills as Xeno-Lores.

8.2 HOURI BASE LISTS

KISSES (Hourly Base) (8.2.1)

Note: If the caster of a "Kiss" spell actually kisses a receptive target (as defined in 8.2.2), his RR receives a special -30 modification in addition to normal mods. If the caster of a "Kiss" spell merely touches the target, there is no special RR mod.

| | Area of Effect | Duration | Range |
|------------------------|----------------|-------------------|-------|
| 1—Kiss of Pain * | 1 target | — | touch |
| 2—Kiss of Stunning * | 1 target | 1 rnd/5% failure | touch |
| 3— | | | |
| 4—Kiss of Fire * | 1 target | — | touch |
| 5—Kiss of Weakness * | 1 target | 1 hr/10% failure | touch |
| 6—Kiss of Sleeping * | 1 target | 1 hr/10% failure | touch |
| 7—Kiss of Slavery * | 1 target | 1 hr/10% failure | touch |
| 8—Kiss of Blinding * | 1 target | 1 hr/10% failure | touch |
| 9—Kiss of Agony * | 1 target | — | touch |
| 10—Kiss of Linking * | 1 target | 1 hr/10% failure | touch |
| 11—Kiss of Paralysis * | 1 target | 1 rnd/5% failure | touch |
| 12—Kiss of Coma * | 1 target | 1 hr/10% failure | touch |
| 13—Kiss of Change * | 1 target | 1 hr/10% failure | touch |
| 14—Kiss of Torment * | 1 target | — | touch |
| 15—Kiss of Amnesia * | 1 target | 1 day/10% failure | touch |
| 20—Kiss of Death * | 1 target | — | touch |
| 25—Kiss of Infancy * | 1 target | 1 hr/10% failure | touch |
| 30—Blown Kiss * | 1 target | — | 100' |
| 50—Kiss of Draining * | 1 target | — | touch |

1—Kiss of Pain (M*) The target loses takes 20% of his total (not current) hits and is stunned for one round.

2—Kiss of Stunning (M*) Target is stunned.

4—Kiss of Fire (M*) As *Kiss of Pain*, except that target takes 40% of his hits.

5—Kiss of Weakness (M*) Targets Strength is reduced to 1.

6—Kiss of Sleeping (M*) Target falls into a deep sleep.

7—Kiss of Slavery (M*) Target must obey the caster in all things that are not completely alien to him.

8—Kiss of Blinding (M*) The target is blind.

9—Kiss of Agony (M*) As *Kiss of Pain*, except that the target takes 60% of his hits.

10—Kiss of Linking (M*) The target is mentally linked to the caster and either might be in control of either body, depending on the outcome of a contest of Wills.

11—Kiss of Paralysis (M*) The target is paralyzed.

12—Kiss of Coma (M*) The target is in a coma.

13—Kiss of Change (M*) Target is "changed" into a frog (or a toad). This spell can be canceled if the target is kissed by a "royalty" of the opposite sex. A GM should feel free to modify this spell to fit into his campaign.

14—Kiss of Torment (M*) As *Kiss of Pain*, except that target takes 90% of his hits.

15—Kiss of Amnesia (M*) Target is an amnesiac, remembering of his past for the duration of the spell.

20—Kiss of Death (M*) As *Kiss of Pain*, except that the target is dead.

25—Kiss of Infancy (M*) Target regresses to infantile state.

30—Blown Kiss (M*) If a *Kiss* spell is cast immediately after this spell its range is 100'. This still requires a cooperative target for the -30 RR modification.

50—Kiss of Draining (M*) As *Kiss of Pain*, except that target is drained of his "life force" as in *Absolution*. This life force is absorbed by the caster, healing all of her wounds and restoring her "Mana" to the fullest.

INFLUENCES (Hourly Base) (8.2.2)

| | Area of Effect | Duration | Range |
|-------------------|----------------|-------------------|-------|
| 1—Charm Man | 1 target | 1 hour/lvl | 100' |
| 2—Quarrels III | 1 target | 1 min/5% failure | 100' |
| 3—Confusion | 1 target | 1 rnd/5% failure | 100' |
| 4—Suggestion | 1 target | V | 10' |
| 5—Impotence | 1 target | 1 week/5% failure | 100' |
| 6—Hold Man | 1 target | C | 100' |
| 7—Master of Man | 1 target | 10 min/lvl | 50' |
| 8—Jealousy | 1 target | 1 day/5% failure | 100' |
| 9—True Charm | 1 target | 1 hour/lvl | 100' |
| 10—Quarrels VI | 1 target | 1 min/5% failure | 100' |
| 11— | | | |
| 12—Impotence True | 1 target | P | 100' |
| 13—True Hold | 1 target | C | 100' |
| 14—Hate | 1 target | 1 day/5% failure | 100' |
| 15—Antipathy | 1 target | 1 day/lvl | touch |
| 20—Lovesick Man | 1 target | 1 day/lvl | 100' |
| 25—Quarrels True | 1 target/lvl | 1 min/5% fail. | 100' |
| 30—Hate True | 1 target | P | 100' |
| 50—Antipathy True | 1 target | P | touch |

1—Charm Man (M) Target believes caster is a good friend.

2—Quarrels III (M) Three targets who are near each other (and all within the range) begin to quarrel with one another. If they had reason to dislike each other before this spell, this might cause them to start to fight.

3—Confusion (M) Target is incapable of making decisions.

4—Suggestion (M) Target will follow a single suggested act that is not completely alien to him.

5—Impotence (M) Target is totally impotent.

6—Hold Man (M) Target is held to 25% of normal action.

7—Master of Man (M) Target obeys caster as in *Suggestion*.

8—Jealousy (M) Target is extremely jealous of a person chosen by caster.



9—True Charm (M) As *Charm Man*, but will affect any sentient creature.

10—Quarrels VI (M) As *Quarrels III*, except affects 6 targets.

12—Impotence True (M) As *Impotence*, except for duration.

13—True Hold (M) As *Hold Man*, except that it will affect any sentient creature.

14—Hate (M) As *Jealousy*, except that the emotion is hate.

15—Antipathy (M) A "antipathy" effect is cast on an object, making sentient/thinking beings want to keep away from it.

20—Lovesick Man (M) The target is in love with the caster and will "waste away" if denied his loved one: he will lose 1 pt of temporary Co each day they aren't together, going into a coma if it reaches zero.

25—Quarrels True (M) As *Quarrels III*, except it affects 1 target/lvl.

30—Hate True (M) As *Hate*, except duration is permanent.

50—Antipathy True (M) As *Antipathy*, except for duration.

ALLURING WAYS (Houri Base) (8.2.3)

Note: In the spell descriptions on this list, the caster is assumed to be female and the target is assumed to be male. However, the target "Man" is defined as any creature that would find the spell caster (i.e., the Houri) attractive. This obviously includes most humanoid males, but some might not be affected. Beside the obvious exceptions, some racial prejudices have to be taken into account. E.g., Elves will not be very interested in Goblins, but Dragons often lust for human princesses (heaven knows why).

| | Area of Effect | Duration | Range |
|---------------------|----------------|------------------|-------|
| 1—Attention * | 1 target | — | 100' |
| 2—Glibness * | 1 target | 10 min | self |
| 3—Enthrall Men III | 1 target | C | 30' |
| 4—Seduce * | 1 target | — | self |
| 5—Silver Tongue * | 1 target | 10 min | self |
| 6—Attraction * | 1 target | 1 rnd | 100' |
| 7—Ecstasy | 1 target | 1 rd/5% failure | touch |
| 8—Great Attention * | 1 target | 1 rnd | 100' |
| 9—Transfer Charm | 1 target | P | 10' |
| 10—Enthrall Men X | 1 target | C | 30' |
| 11—Seduce Men | 1 target | special | 10' |
| 12—Love Spell | 1 target | 1 day/5% failure | 100' |
| 13—Youth | 1 target | 1 month/lvl | self |
| 14—Sympathy | 1 target | 1 day/lvl | touch |
| 15—Seduce Fema | 1 target | 10 min/lvl | self |
| 20—Seduction True * | 1 target | — | self |
| 25—Love True | 1 target | P | 100' |
| 30—Sympathy True | 1 target | P | touch |
| 50—True Youth | 1 target | P | touch |

1—Attention (M*) The target's attention will focus on caster.

2—Glibness (P*) Regardless of whether the caster is lying or not, she appears to believe everything she says (for the purposes of lie perception skills, spells, etc.).

3—Enthrall Men III (M) The caster enthralls 3 men with her flowing speech, making them forget their surroundings. They will continue to listen as long as she keeps the words coming.

4—Seduce (P*) Caster gets a +25 bonus to her seduction skill.

5—Silver Tongue (M*) Allows the caster to lie so well that a listener will believe anything that isn't obviously out of touch with observed reality.

6—Attraction (M*) The target will try to approach the caster until they are no more than 3 feet apart.

7—Ecstasy (M) Target is in seventh heaven (i.e., extreme ecstasy/joy). For the duration of the spell, he is at 50% of normal activity. Later, he will have a tendency to "come back for more."

8—Great Attention (M*) The attention of everyone in the radius will focus on the caster.

9—Transfer Charm (M) A *Charmed* being transfers his adoration to a person chosen by the caster.

10—Enthrall Men X (M) As *Enthrall III*, except that up to 10 targets can be affected.

11—Seduce Men (M) A target is "seduced" and will, if properly manipulated, do what the caster wishes. The spell lasts as long as the caster does not repel/reject the victim too harshly. The RR against this spell is directly influenced by the victims "Chastity/Virtue" as well as the circumstances of the occasion. As an alternative approach, treat this spell as a double-strength *Seduce* spell that gives +50 bonus to the caster's seduction skill.

12—Love Spell (M) The target will fall in love with someone chosen by the caster.

13—Youth (F) The caster appears to be any age desired.

14—Sympathy (M) A "sympathy" effect is cast on an object, making sentient/thinking beings want to be near it.

15—Seduce Female (M*) The caster may seduce another "female" without penalties. Any humanoid target under the effects of this spell may also be affected by the "Men" spells on this list that normally only affect male targets. Seduction and/or "Men" spell effects end when this spell expires.

20—Seduction True (M*) As *Seduction*, except that any sentient being of the opposite sex may be seduced.

25—Love True (M) As *Love Spell*, except for duration.

30—Sympathy True (M) As *Sympathy*, except for duration.

50—True Youth (F) The target has two years of his age "removed" (i.e., rejuvenation). If the spell fails, the target is killed and his total true age returns immediately. The spell may be cast repeatedly and effects are cumulative; however, each time it is cast on the same target, the unmodified failure chance increases by 1 (cumulative separately for each caster-target combination).

HOURI'S CHANGE (Houri Base) (8.2.4)

| | Area of Effect | Duration | Range |
|----------------------|----------------|-------------|-------|
| 1—Study | 1 target | — | 300' |
| 2—Face Shifting True | self | 1 hr/lvl | self |
| 3—Glamour | self | 10 min/lvl | self |
| 4—Change To Kind | self | 10 min/lvl | self |
| 5—Misfeel Kind • | self | C | self |
| 6—Glamour True | self | 10 min/lvl | self |
| 7—Misfeel Calling • | self | C | self |
| 8—Enhance I | self | 10 min/lvl | self |
| 9—Dream Girl | self | 10 min/lvl | self |
| 10—Change Sex | self | 1 month/lvl | self |
| 11—Misfeel Power • | self | C | self |
| 12—Enhance II | self | 10 min/lvl | self |
| 13—Unpresence | self | C | self |
| 14—Enhance III | self | 10 min/lvl | self |
| 15—Misfeel c | self | C | self |
| 20—Lord Enhance | self | 10 min/lvl | self |
| 25—Misfeel True | self | 10 min/lvl | self |
| 30—Change Sex True | self | 1 month/lvl | touch |
| 50—Holy Presence | self | C | self |

1,2,5,7,11,13,15,25,50 — As the spells by the same names on the Mystic base list, *Mystical Change*.

3—Glamour (F) The caster can enhance her facial features, giving her an Appearance of 100.

4—Change to Kind (F) The caster can alter her entire body to the form of another humanoid race within 20% of her own mass. This can't be used to assume the form of a specific person.

6—Glamour True (F) The caster can enhance her facial features, giving her an Appearance of 102.

8—Enhance I (F) The caster can enhance her facial features, giving her an additional +5 to her Appearance bonus.

9—Dream Girl (PM) Caster "changes" into a form that is for appearances purposes the "ideal mate" of one target studied. The target gets a RR that represents his resistance to being studied in this manner. No range modifiers apply.

10—Change Sex (F) Caster changes to become a member of the opposite sex in terms of all physical factors.

12—Enhance II (F) As *Enhance I*, except bonus is +10.

14—Enhance III (F) As *Enhance I*, except bonus is +15.

20—Lord Enhance (F) As *Enhance I*, except bonus is +20.

30—Change Sex True (P) As *Change Sex*, except that the caster becomes a true member of the opposite sex (i.e., genetics, personality, and all psychological factors are also changed).

8.3 ENCHANTER BASE LISTS

ILLUSION LAW (Enchanter Base) (8.3.1)

| | Area of Effect | Duration | Range |
|-------------------------|----------------|------------|-------|
| 1—Light/Sound Mirage | 10'R | 10 min/lvl | 100' |
| 2—Smell/Taste Mirage | 10'R | 10 min/lvl | 100' |
| 3—Illusion II | 10'R | 1 min/lvl | 100' |
| 4—Glamour I | 1 target | 1 min/lvl | 100' |
| 5—Feel/Presence Mirage | 10'R | 10 min/lvl | 100' |
| 6—Phantasm I | 10'R | 1 min/lvl | 100' |
| 7—Illusion III | 10'R | 1 min/lvl | 100' |
| 8—Glamour II | 1 target | 1 min/lvl | 100' |
| 9—Phantasm II | 10'R | 1 min/lvl | 100' |
| 10—Waiting Illusion II | 10'R | 24 hrs | 100' |
| 11—Glamour III | 1 target | 1 min/lvl | 100' |
| 12—Waiting Glamour II | 1 target | 24 hrs | 100' |
| 13—Waiting Phantasm II | 10'R | 24 hrs | 100' |
| 14—Illusion V | 10'R | 1 min/lvl | 100' |
| 15—Glamour V | 1 target | 1 min/lvl | 100' |
| 16—Phantasm III | 10'R | 1 min/lvl | 100' |
| 17—Waiting Illusion III | 10'R | 24 hrs | 100' |
| 18—Waiting Phantasm III | 10'R | 24 hrs | 100' |
| 19—Illusion X | 10'R | 1 min/lvl | 100' |
| 20—Glamour X | 1 target | 1 min/lvl | 100' |
| 25—Phantasm V | 10'R | 1 min/lvl | 100' |
| 30—Glamour True | 1 target | Permanent | 100' |
| 50—Illusion True | 10'R | Permanent | 100' |

1,2 — As the spells of the same name on the Open Essence list, Lesser Illusions.

4,8,11,12,15,20,30 — As Spells of the same name on the Witch Base List, Glammers.

3,7,9,10,13,14,16,17,18,19,25,50 — As spells of the same name on the Illusionist Base list, Illusion Mastery.

5—Feel/Presence Mirage (E) As either *Feel Mirage I* on the Feel-Taste-Smell list (Illusionist base) or *Presence Mirage* on the Mind Sense Molding list (Illusionist base).

ENCHANTING LAW (Enchanter Base) (8.3.2)

| | Area of Effect | Duration | Range |
|----------------------------|----------------|-------------|-------|
| 1—Study | 1 target | — | 300' |
| 2—Change Size | self | 10 min/lvl | self |
| 3—Face Shifting True | self | 1 hour/lvl | self |
| 4—Invisibility (I'R) | 1 target | 24 hrs or V | touch |
| 5—Facade | self | 10 min/lvl | self |
| 6—Change to Kind | self | 10 min/lvl | self |
| 7—Misfeel Kind • | self | C | self |
| 8—Impersonate Facade | self | 10 min/lvl | self |
| 9—Misfeel Calling • | self | C | self |
| 10—Impersonate Voice | self | 10 Min/lvl | self |
| 11—Mind Tongue | self | C | 20' |
| 12—Change | self | 10 min/lvl | self |
| 13—Misfeel Power • | self | C | self |
| 14—Shadow Enchanter | self | 1 min/lvl | 100' |
| 15— | | | |
| 16—Nondetect | self | C | self |
| 17—Reduce Power Emanations | 1 item | 10 min/lvl | touch |
| 18—True Change | self | 10 min/lvl | self |
| 19— | | | |
| 20—Misfeel | self | C | self |
| 25—Unpresence | self | C | self |
| 30—Misfeel Tru | self | 10 min/lvl | self |
| 50—True Form | self | 10 min/lvl | self |

1,3,6,7,9,11,12,13,18,20,25,30 — As spells of the same name on the Mystic Base list, Mystical Change.

4,16 — As spells of the same name on the Mystic Base list Hiding.

2,5,50 — As spells of the same name on the Nightblade Base list, Phantom's Face.

8,10 — As spells of the same name on the Illusionist Base list Guises.

14—Shadow Enchanter (F) As *Shadow Mystic* on the Mystic Base list, Hiding.

17 — As the Spell of the same name on the Illusionist Base List, Mind Sense Molding.



8.4 MISCELLANEOUS BASE LISTS

ARACHNEMANCY (Evil Magician Base) (8.4.1)

Note: This list could also be an Evil Cleric Base List.

Note: The spiders mentioned in this list are taken from C&T, but a GM should feel free to substitute other creatures of a "spidery" nature such as: Jadebacks, Jemstings (also from C&T), Aracats, or Multi-spiders (from C&T II) — match appropriate spell levels with appropriate creature levels.

| | Area of Effect | Duration | Range |
|---------------------------|----------------|------------|--------|
| 1—Spider Familiar | 1 target | P | touch |
| 2—Web Movement | 1 target | 10 min/lvl | touch |
| 3—Minor Web | 1 target | 5 min/lvl | 50' |
| 4—Charm Spider | 1 spider | 10 min/lvl | 100' |
| 5—Spider Climb | 1 target | 10 min/lvl | touch |
| 6—Poison Resistance II | 1 target | — | touch |
| 7—Lesser Spider Summons | 1 spider | 1 min/lvl | 10' |
| 8—Major Web | 2 targets | 5 min/lvl | 50' |
| 9—Unpoison | 1 target | P | touch |
| 10—Spider Control | 1 spider | 1 min/lvl | 100' |
| 11—Spider Strength | 1 target | 10 min/lvl | touch |
| 12—Poison Injection | 1 target | 10 min/lvl | touch |
| 13—Gr. Spider Summons | 1 spider | 1 min/lvl | 10' |
| 14—Ls. Spider Shapechange | self | 10 min/lvl | self |
| 15—Web True | varies | 5 min/lvl | 100' |
| 16—Web Cocoon | 1 spider | 10 min/lvl | 100' |
| 17—Spider Bolt | 1 target | 1 round | 100' |
| 18—Ceilingwalking | 1 target | 10 min/lvl | touch |
| 19—Major Spider Summons | 1 spider | 1 min/lvl | 10' |
| 20—Spider Plague | 10'R | 1 min/lvl | 100' |
| 25—Gr. Spider Shapechange | self | 10 min/lvl | self |
| 30—Spider Mastery | 50'R | 1 min/lvl | self |
| 50—Arachnemancy | self | 1 rnd/lvl | varies |

1—Spider Familiar (M) As *Familiar* on the Gate Mastery list, except a normal spider will be obtained as a familiar; there is a 10% chance per level of the caster that it will be poisonous.

2—Web Movement (U) Allows target to move along the webs of giant spiders easily. Webs will not stick to the caster and he will be able to move freely through a "web" spell.

3—Minor Web (F) There are two ways of using this spell. The first is offensive — web strands shoot out of the caster's index finger at one target. If the target fails an RR, the amount of his body that is covered in the web is equal to the percent of failure. For example, if a target fails his RR by 25, 25% of his body is covered in webs. The portion of the body that is covered must be determined randomly by the GM. If a limb or limbs are covered, they cannot be used. Breaking the web requires a 'very hard' static maneuver (modified by Strength bonus).

The second way of using this spell is for the caster to use the web strands to move (ropes to climb, swing from, etc.). Each round of the duration, a 10' strand can be produced that will support 200 lbs. One end will be sticky so that it will stick to ceilings and walls; the rest of the strand will not be sticky so it may be climbed, tied, etc. Alternatively, the strand produced on a previous round may be extended by another 10'. This second option cannot be used offensively (the strands are too weak to take that much strain).

4—Charm Spider (M) This spell will work on any arachnid-type creature. The target will think of the caster as a friend. This spell will also allow the caster to speak the language of spiders (Arachnis).

5—Spider Climb (U) Target may move along (at half walking pace) any solid surface angled up to 90° so long as he maintains at least 3 of his four limbs in contact with the surface.

6—Poison Resistance II (H) Target gets two additional RRs versus any poison.

7—Lesser Spider Summons (FM) Caster will *Summon* a lesser great spider that will obey his wishes when he concentrates.

8—Major Web (F) As *Minor Web*, except caster can "web" two separate targets or two targets together or one target to a non-mobile object (object gets no RR). The breaking maneuver is 'extremely hard'. As in *Minor Web*, the second, non-offensive option can be chosen with up to two strands or one 20' strand produced each round.

9—Unpoison (H) Caster can remove one poison completely from a target.

10—Spider Control (M) As *Charm Spider*, except target will obey one *Suggestion* per round.

11—Spider Strength (F) Target gains an additional +5 Strength bonus for every two levels of the caster (round down), maximum bonus of +50.

12—Poison Injection (F) Allows either the bite or the touch of the caster to be able to inject a 8th level muscle poison when a critical is inflicted. This spell will last until used or until the duration is over, whichever comes first.

13—Greater Spider Summons (FM) As *Lesser Spider Summons*, except a greater great spider is *Summoned*.


14—Lesser Spider Shapechange (F) Caster can take the form and have all of the abilities of a lesser great spider.

15—Web True (F) As *Major Web*, except up to one target for ever two levels of the caster can be webbed or webbed together or half of that number can be webbed to non-mobile objects.

16—Web Cocoon (F) Completely encases target in webbing. Breaking the cocoon requires a -20 'absurd' static maneuver (modified by Strength bonus).

17—Spider Bolt (F) Hundreds of normal-sized, poisonous spiders are shot from the caster's palm in a stream or bolt. Roll an attack using the Fire Bolt attack table; ignore normal damage, but any critical result indicates that the target is "hit" by the bolt. If the target is "hit", either the GM can roll 10-100 spider attacks on the target, or (preferably) the target must make 10 RRs vs. poison. The GM can determine the poison's level, or he can use a reduction poison with a level equal to the caster's divided by 5, round down. The spiders will disappear after the attack is made.

18—Ceilingwalking (U) As *Spider Climb*, except only one limb need be in contact with the surface and any angled surface, even ceilings, can be moved along at full movement rate.



19—Major Spider Summons (FM) As *Lesser Spider Summons*, except a major great spider is *Summoned*.

20—Spider Plague (F) Summons hundreds of normal-sized, poisonous spiders that swarm over a 10'R area and can move into a new 10'R area each round. Anyone in the area of effect must make five RRs vs. poison each round. The GM can determine the level poison, or he can use a level 2 reduction poison.

25—Greater Spider Shapechange (F) As *Lesser Spider Shapechange*, except caster takes the form of a greater great spider

30—Spider Mastery (M) As *Spider Control*, except all spiders in the radius can be controlled.

50—Arachnemancy (F) Caster can use one spell from this list each round. All spiders who see the caster will regard him as master and obey him.

FOUL CHANGES I (Evil Magician Base) (8.4.2)

Note: This list could also be an Evil Cleric or Evil Mentalist Base list.

Note: These spells are inherently evil. No "good" character can use them without eventually becoming evil — i.e., Detect Evil spells will "detect" his person, he will feel more and more prone to committing evil acts, etc. Once a caster of any alignment begins casting these spells on himself, he will begin feeling his body slowly changing. Appearance will drop by 1 point per week. When his appearance reaches 1, the caster has a demonic visage, with grey scaly skin, a red forked tongue, small horns, clawed hands, etc.

Note: The major difference between these spells and the spells of Foul Changes II is that the spells on this list generally deal with changes rather than additions to the caster's body. The changed parts still take damage.

| | Area of Effect | Duration | Range |
|----------------------------|----------------|----------------|-------|
| 1—Body Preparation * | self | varies | self |
| 2—Talon Fingers I * | self | 1 min/lvl | self |
| 3—Shifting Defense * | self | 1 min/lvl | self |
| 4—Viper Jaw I * | self | 1 min/lvl | self |
| 5—Malleable Body | self | 1 min/lvl | self |
| 6—Bat Wings * | self | 10 min/lvl | self |
| 7—Talon Fingers II * | self | 1 min/lvl | self |
| 8—Major Malleable Body | self | 1 min/lvl | self |
| 9—Viper Jaw II * | self | 1 min/lvl | self |
| 10—Snake Arms * | self | 1 min/lvl | self |
| 11—Mortal Form | self | 10 min/lvl | self |
| 12—Demon Form | self | 1 min/lvl | self |
| 13—Talon Fingers III * | self | 1 min/lvl | self |
| 14—Shifting Defense True * | self | 1 min/lvl | self |
| 15—Viper Jaw III * | self | 1 min/lvl | self |
| 16—Snake Fingers * | self | 1 min/lvl | self |
| 17—Talon Fingers True * | self | 1 min/lvl | self |
| 18—Mortal Form True | self | 10 min/lvl | self |
| 19—Viper Jaw True * | self | 1 min/lvl | self |
| 20—Snake Hair * | self | 1 min/lvl | self |
| 25—Demon Form True | self | 1 min/lvl | self |
| 30—Gorgon Eyes | self | 1 min/lvl | self |
| 50—Foul Changes True | self | 1 rnd/lvl or P | self |

1—Body Preparation (U•) Prepares the caster's body for the rigors of any of the other spells on this list. If this spell is not cast immediately before one of these spells is cast, the caster will take D10 hits and an 'A' Disruption critical for each level of the spell.

2—Talon Fingers I (F*) Fingers on one of caster's hands become sharp, like talons. Caster can make a Small Claw attack with an OB equal to [his directed spell bonus minus the result from a roll on the 'General' column of the SL Base Attack Roll Table 15.1]. This result is subtracted because the higher rolls on that table result in negative numbers, so subtracting them will make those results bonuses instead of penalties.

3—Shifting Defense (D*) Allows caster to make his body somewhat malleable and flexible to avoid attacks. This spell gives the caster an additional Defensive Bonus equal to [+10 plus his Agility bonus].

4—Viper Jaw I (F*) As *Talon Fingers I*, except attack is a Small Bite attack (caster's mouth becomes larger and fills with razor-like teeth).

5—Malleable Body (F) Caster's body becomes very malleable. Caster can stretch any part of his body up to three times its normal length. Parts of the body for the purposes of this spell are torso, arms, fingers, legs, and neck so that a person could stretch his legs, torso, arms and fingers each three times their normal length to reach very high, etc. Since the caster's body is so malleable, Grapple attacks can be made with stretched body parts as an octopus would with its tentacles. Caster can make a Small Grapple attack as outlined for *Talon Fingers I*.


6—Bat Wings (F*) Changes caster's arms into huge bat-like wings (15' wingspan) that he can use to fly at a rate of 75'/rd.

7—Talon Fingers II (F*) As *Talon Fingers I*, except attack is a Medium Claw attack with an additional +10 bonus.

8—Major Malleable Body (F) As *Malleable Body*, except body parts can be stretched up to six times their normal length and attack is a Medium Grapple attack.

9—Viper Jaw II (F*) As *Viper Jaw I*, except attack is a Medium Bite attack with an additional +20 bonus or an additional mouth can be created next to the caster's normal mouth; the two mouths can each attack make a Small Bite attack as outlined in *Viper Jaw I* (both attacks must be against the same opponent).

10—Snake Arms (F*) Caster's arms become poisonous snakes that can each bite with a +70 Medium Bite attack that injects a 5th level circulatory poison if a critical is achieved.



11—Mortal Form (F) A limited illusion that makes the caster look like (to spells and normal vision) a normal human (or whatever race he was originally). This spell is useful to casters who have had their appearance altered by the long-term use of this list, and to non-humans such as Demons, etc. This spell will only make the caster appear as he did before his appearance was changed by this list. If used by a non-human it will not let him appear as a specific human. It will also not conceal changes from specific spells from this list already cast.

12—Demon Form (F) As *Mortal Form*, except that this spell makes the caster look like a Demon. No specific demon form can be chosen, and no special abilities are gained through this spell.

13—Talon Fingers III (F*) As *Talon Fingers I*, except attack is a Large Claw attack with an additional +20 bonus.

14—Shifting Defense True (D*) As *Shifting Defense*, except caster's additional Defensive Bonus is equal to [+25 plus his Agility Bonus].

15—Viper Jaw III (F*) As *Viper Jaw II*, except that attack may be one Large bite attack with an additional +30 bonus or three Small Bite attacks (i.e., from three mouths).

16—Snake Fingers (F*) As *Snake Arms*, except the fingers of one hand also become snakes, so one +70 Medium Bite attack and four +70 Small Bite attacks can be made each round.

17—Talon Fingers True (F*) As *Talon Fingers I*, except attack is a Huge Claw attack with an additional +30 bonus.

18—Mortal Form True (F) As *Mortal Form*, except it will allow the caster to appear as any specific humanoid (or a member of race if he is non-humanoid) that he has seen and concentrated on for at least one minute.

19—Viper Jaw True (F*) As *Viper Jaw II*, except that attack may be one Huge bite attack with an additional +40 bonus or four Small Bite attacks (i.e., from four mouths).

20—Snake Hair (F*) As *Snake Arms*, except that the top of the caster's head is covered with snakes (as a Gorgon). Each round, caster can make a number of +70 Small Bite attacks equal to his level divided by four (round up).

25—Demon Form True (F) As *Demon Form*, except that a specific demon type can be chosen and the caster may receive some (GM discretion) of the Demon's abilities.

30—Gorgon Eyes (F) All who meet the caster's gaze must make an RR or be turned to stone for (D10 min/5% failure). Only one target can be effected each round.

50—Foul Changes True (F) Caster can cast any one spell on this list each round or this spell can be cast in order to make the effects of any spell on this list a permanent change to the caster's body.

F
No
No
with
his
On
will
poi
visa
han
Not
Cha
cast
are
from

1—
2—
3—
4—
5—
6—
7—
8—
9—
10—
11—
12—
13—
14—
15—
16—
17—
18—
19—
20—
25—
30—
50—

1—B
list.
2—M
to an
the tij
a wris
such i
3—D
wings
normi
4—Sj
out of
15' in
normi
water.
the lej

FOUL CHANGES II (Evil Magician Base) (8.4.3)

Note: This list could also be an Evil Cleric or Evil Mentalist Base list.

Note: These spells are inherently evil. No "good" character can use them without eventually becoming evil — i.e., Detect Evil spells will "detect" his person, he will feel more and more prone to committing evil acts, etc. Once a caster of any alignment begins casting these spells on himself, he will begin feeling his body slowly changing. Appearance will drop by 1 point per week. When his appearance reaches 1, the caster has a demonic visage, with grey scaly skin, a red forked tongue, small horns, clawed hands, etc.

Note: The major difference between these spells and the spells of Foul Changes I is that the spells on this list generally deal with additions to the caster's body. These additions come from the planes of the Demons and are made of the same protoplasm that Demonic physical bodies come from. These additional body parts still take damage.

| | Area of Effect | Duration | Range |
|-----------------------|----------------|----------------|-------------|
| 1—Body Preparation * | self | varies | self |
| 2—Minor Body Switch * | self | 1 min/lvl | self |
| 3—Demon's Wings * | self | 1 min/lvl | self |
| 4—Spider Legs * | self | 1 min/lvl | self |
| 5—Extra Limb * | self | 1 min/lvl | self |
| 6—Eye Spy | self | 1 min/lvl | self |
| 7—Spine * | self | 1 rnd/lvl | self (100') |
| 8—Tongue Ties * | self | — | 10' |
| 9—Major Body Switch * | self | 1 min/lvl | self |
| 10—Tentacles * | self | 1 min/lvl | self |
| 11—Mortal Form | self | 10 min/lvl | self |
| 12—Spine II * | self | 1 rnd/lvl | self (100') |
| 13—Demon Form | self | 10 min/lvl | self |
| 14—Regeneration | self | — | self |
| 15—Ethereal Arm * | self | 1 min/lvl | self |
| 16—Poison Spine * | self | 1 rnd/lvl | self (100') |
| 17—Multi-tentacles * | self | 1 min/lvl | self |
| 18— | | | |
| 19—Spine III * | self | 1 rnd/lvl | self (100') |
| 20—Demonic Assistant | self | 1 rnd/lvl | self |
| 25—Demon Form True | self | 10 min/lvl | self |
| 30—Rapid Regeneration | self | — | self |
| 50—Foul Changes True | self | 1 rnd/lvl or P | self |

1—**Body Preparation (U*)** As *Body Preparation* on the Foul Changes I list.

2—**Minor Body Switch (F*)** Moves one small part of the caster's body to another location on his body. For example, an eye could be moved to the tip of a finger to look down a small hole, a finger could be moved to a wrist to untie a rope bond, etc. This spell can only move a small body part such as a finger, eye, or mouth.

3—**Demon's Wings (F*)** Caster grows large (20' wingspan) demonic wings. Caster can fly at a rate of 75/round. Weight equal to the caster's normal carrying capacity can be carried while flying.

4—**Spider legs (F*)** Causes eight long, spider like legs to grow quickly out of the caster's sides. These legs can be up to 20' long, raising the caster 15' in the air when they are used for walking. They move at the caster's normal movement rate, but can easily navigate giant webs, walk through water, mud, and similar substances. If this spell is cast as a 7th level spell, the legs can also be used to walk on ceilings and walls.

5—**Extra Limb (F*)** Caster grows an extra arm or leg. This limb will function as a normal limb in all respects and will form wherever on the caster's body that he would like it. An extra leg will add +20 to any balancing maneuvers and will make the caster 20% more likely to stay on his feet as he will be much sturdier and stable. It will not slow the caster down when he is moving. An extra arm can use a shield, wield a weapon (with half of caster's normal OB), or be used to cast spells, grab objects, etc. The caster may find problems finding clothes that will fit around this extra limb, and will most likely have to rip a hole in them. If the caster is wearing armor, he'll just have to be creative.

6—**Eye Spy (F)** One of the caster's eyes grows tiny bat-like wings and is able to fly away from the caster's body (AT1, DB:100). The caster has complete control of the eye and is able to see through it. The eye does not have a range, but flies at a rate of 50'/round and if it is not back to the caster by the time the duration runs out, it will wither and die, and the caster will be left with only one eye, taking will take 3-30 hits of damage from the loss. If the eye takes damage, the caster takes the damage too.

7—**Spine (F*)** Creates a 6" spine somewhere on the caster's body; suggested areas would be on the forearm, chest, forehead, backhand or palm (if the hand is not needed to grasp anything). As outlined in *Talon Fingers I* on the Foul Changes I list (i.e., OB = directed spell bonus—result from a BAR), the spine can be used for a Medium Horn attack with an additional +10 bonus. The spine can also be fired once (then its gone) as a Light Crossbow attack with an additional +20 bonus (use the same standard modifiers as the Horn attack).

8—**Tongue Ties (F*)** Caster is able to spit out of his mouth 3' long tongue-like projectile that makes a Medium Grapple attack (OB as for *Spine*) as it wraps around the limbs, head, etc. of the target. Caster is able to spit one tongue tie for every three levels he has, but all must be spat out in the same round.



9—Major Body Switch (F*) As *Minor Body Switch*, except any part of the caster's body can be moved to a different location on his body. Examples are: moving an arm to another place where it will be more useful in a given situation or moving the head, a hand, the face, etc.

10—Tentacles (F*) Two black tentacles grow from the caster's sides. Each tentacle is 10' long and can be used to make a Large Grapple attack with an additional +20 bonus (OB as for *Spine*). Each tentacle has a Strength of 100.

11—Mortal Form (F) As *Mortal Form* on the Foul Changes I list.

12—Spine II (F*) As *Spine*, except that two spines are created; they can be used for separate attacks or as a Large Horn attack with an additional +20 bonus.

13—Demon Form (F) As *Demon Form* on the Foul Changes I list.

14—Regeneration (F) Allows caster to regenerate any lost body part over a period of 2-20 days. The new body part will be fully functional, but will be demonic in appearance. It may have minor additional capabilities (GM's option). Suggested capabilities are increased Strength or a Small Claw attack (if it is a arm or leg) or a better AT for the regenerated part or etc.

15—Ethereal Arm (F*) An additional arm grows from the caster's torso identical in size and shape to his normal arms; but this arm is invisible and intangible on this plane. The arm can feel and interact with things on the "Ethereal Planes" (and thus it would be very helpful to have the ability of ethereal sight to go along with this spell). It passes through all substances on this plane. If three more PP are expended (treat as an additional instantaneous 3rd level spell), the hand on the arm can take on solid form and can grasp/touch objects (and can be seen) on this plane while the arm remains non-solid. Thus, a caster could reach through a wall and then make his hand solid to do some desired task (e.g., trip a lock, make a martial arts attack, explore, etc.). A GM must decide what happens if the caster intangibly reaches into someone's body and grabs the victim's heart with a solid hand. We suggest that the GM prohibit this or at least make such an action do serious injury to the caster.

16—Poison Spine (F*) As *Spine*, except the spine is coated with a circulatory poison that has a level equal to half the caster's level (round down).

17—Multi-tentacles (F*) As *Tentacles*, except that the number of tentacles is equal to the caster's level divided by four (round down).

19—Spine III (F*) As *Spine*, except that three spines are created; they can be used for separate attacks or as a Huge Horn attack with an additional +30 bonus.

20—Demonic Assistant (F) A minor demon is conjured and it inhabits the caster's body. A small Demonic face will appear on the caster's body somewhere (chest, shoulder, cheek). There is also a possibility that it will have two small arms as well. This minor Demon will cast spells as the caster does, so for each spell the caster casts, the demon will cast an identical one, simultaneously. The demon will use up the caster's PPs for these spells. The Demon can do nothing but cast spells, and can only mimic what the caster does — it cannot cast spells on its own. (A GM may wish to have the Demon make rude comments now and then.)

25—Demon Form True (F) As *Demon Form True* on the Foul Changes I list.

30—Rapid Regeneration (F) As *Regeneration*, except the new body part grows in 2-20 rounds.

50—Foul Changes True (F) Caster can cast any one spell on this list each round or this spell can be cast in order to make the effects of any spell on this list (except *Tongue Ties*, *Regeneration* or *Rapid Regeneration*) a permanent change to the caster's body.

ENRICHMENT (Animist and/or Druid Base) (8.4.4)

| | Area of Effect | Duration | Range |
|--------------------------|----------------|--------------|---------|
| 1—Determine Fertility | 5'R | 1 min/lvl(C) | 100' |
| 2—Enrich Soil | 10'x10' | 1 season | 10' |
| 3—Cultivation | 10'x10' | 1 planting | 10' |
| 4—Sowing | 10'x10' | 1 planting | 10' |
| 5—Propagation | 10'x10' | 1 season | 10' |
| 6—Enrich Soil True | 10'x10'/lvl | 1 season | 10'/lvl |
| 7—Cultivation True | 10'x10'/lvl | 1 season | 10'/lvl |
| 8—Sowing True | 10'x10'/lvl | 1 season | 10'/lvl |
| 9—Animal Fertility | 1 animal | 1 breeding | 10' |
| 10—Disease Resistance | 10'x10' | 1 week/lvl | 10' |
| 11—Propagation True | 10'x10' lvl | 1 season | 10'/lvl |
| 12—Cure Plant Disease | 10'x10' | P | 10' |
| 13—Cure Animal Disease | 1 animal | P | 10' |
| 14—Remove Infestation | 10'x10'/lvl | 1 day/lvl | 10' |
| 15—Animal Fertility True | 1 animal/lvl | 1 breeding | 10'/lvl |
| 20—Restore Plants | 10'x10' | P | 10' |
| 25—Restore Animal | 1 animal | P | 10' |
| 30—Harvest | 10'x10'/lvl | — | 10'/lvl |
| 50—Enrichment Mastery | caster | 1 rnd/lvl | self |

1—Determine Fertility (I) Caster knows how fertile soil, plants, and animals are and whether they need any enrichment. Caster can examine a different 5'R area each round.

2—Enrich Soil (H) Enriches barren or depleted soil, turning it into arable land.

3—Cultivation (F) Prepares soil for seeding.

4—Sowing (F) Distributes seed evenly for maximum growth.

5—Propagation (H) Causes crops to become fertilized; they will grow with vigor, bearing healthy fruit. Ensures large crop yield.

6—Enrich Soil True (H) As *Enrich Soil*, except for Area of Effect and Range.

7—Cultivation True (F) As *Cultivation*, except for Area of Effect and Range.

8—Sowing True (F) As *Sowing*, except for Area of Effect and Range.

9—Animal Fertility (H) Removes barrenness and ensures conception.

10—Disease Resistance (H) All within Area of Effect get an additional RR vs disease.

11—Propagation True (H) As *Propagation*, except for Area of Effect and Range.

12—Cure Plant Disease (H) Removes blights or diseases (RR) from all crops within the Area of Effect.

13—Cure Animal Disease (H) Removes diseases (RR) from one animal.

14—Remove Infestation (P) Removes all insect infestation in Area of Effect.

15—Animal Fertility True (H) As *Animal Fertility*, except for Area of Effect and Range.

20—Restore Plants (H) Restores damage done to plants due to drought, disease, insects, etc.

25—Restore Animal (H) Caster restores one animal with non-fatal damage into a healthy and vigorous state.

30—Harvest (F) Gathers up the desired crop and places it in a specified location (must be within Area of Effect).

50—Enrichment Mastery (U) Caster can use any one lower level spell

8.5 OPEN AND CLOSED LISTS

PLEASURES (Open List for All Realms) (8.5.1)

| | Area of Effect | Duration | Range |
|----------------------|----------------|-------------------|---------|
| 1—Entertain | 10'R | 1 rnd/lvl | 10' |
| 2—Relaxation | 1 target | 1 min/lvl | 10' |
| 3—Laugh | 1 target | 1 rnd/10% failure | 10' |
| 4—Pleasure I | 1 target | 1 min/lvl | touch |
| 5—Dance | 1 target | 1 rnd/10% failure | 10' |
| 6—Daydream | 1 target | 1 min/lvl | touch |
| 7—Magic Targets | varies | 1 min/lvl | 500' |
| 8—Tasad | varies | 1 hr/lvl or V | 50' |
| 9—Kingdom Come | varies | 1 hr/lvl or V | 10' |
| 10—Pleasure II | 1 target | 1 min/lvl | touch |
| 11—Mass Pleasure I | 1 target/lvl | 1 min/lvl | 25' |
| 12—Fencing Partner | varies | 10 min/lvl | 10' |
| 13—Grand Tasad | varies | 1 hr/lvl or V | 100' |
| 14—Mass Daydreams | 1 target/lvl | 10 min/lvl | 25' |
| 15—Entertain True | 1'R/lvl | 1 rnd/lvl | 5'/lvl' |
| 16—Recall Pleasure | 1 target | varies | touch |
| 17—Pleasure III | 1 target | 1 min/lvl | touch |
| 18—Mass Laugh | 1 target/lvl | 1 rnd/10% failure | 25' |
| 19—Mass Dance | 1 target/lvl | 1 rnd/10% failure | 25' |
| 20—Mass Pleasure II | 1 target/lvl | 1 min/lvl | 25' |
| 25—Pleasure IV | 1 target | 1 min/lvl | touch |
| 30—Mass Pleasure III | 1 target/lvl | 1 min/lvl | 25' |
| 50—True Pleasure | 1 target | 10 min/lvl | touch |

1—Entertain (MF) Causes small objects to float, to temporarily disappear, to appear to be something else, etc. The effects can last only as long as the duration; they are mostly illusionary in nature (i.e., no real changes are made). One target watching must make an RR or be thoroughly entertained.

2—Relaxation (M) Causes one target to relax. This will not effect someone much unless they want to relax.

3—Laugh (M) Causes one target to laugh uncontrollably. Target is limited to 50% of normal activity.

4—Pleasure I (M) Affects the target's pleasure center so that he feels pleasure and acts accordingly. Note that this spell has an addiction factor of 2 (like an herb).

5—Dance (M) Causes one target to dance flamboyantly. Target can do nothing but defend himself and dance. If there is a dangerous area nearby (e.g., a firepit, the edge of a cliff, etc.), the target must make an additional RR modified by +10 or dance into that area.

6—Daydream (M) Target has one pleasurable daydream of a non-informational nature.

7—Magic Targets (F) Creates magical spheres of energy that can range from 2' to 2" in diameter; one can be created each round that the caster concentrates. Their movement can be controlled if the caster concentrates. They are very useful for target practice (AT1,DB:1-50 random). If one is hit, it disappears with a "pop" noise.

8—Tasad (F) Creates a magical energy "ball" and two "mallets;" with which two players can play a game of physical prowess. The game consists of trying to hit the ball past an opponent and into a "goal" arca. Maneuver rolls modified by Athletic Games skill bonuses can be made to determine the winner. The ball and mallets last up to an hour/lvl or until the game is over, which ever comes first.

9—Kingdom Come (F) Creates a magical energy 2'x2' gamegrid and magical gamepieces. These pieces can represent soldiers, royalty, monsters, spellcasters, or any combination thereof. The game is played somewhat like chess, as the winner is the one who takes over the kingdom (eliminates his opponent's pieces). The caster can make the pieces move and even appear to fight (according to the rules of the game). Those playing simply tell the caster what pieces they want moved. Last up to an hour/lvl or until the game is over, which ever comes first.

10—Pleasure II (M) As *Pleasure I*, except twice as much pleasure is felt. This spell has an addiction factor of 4.

11—Mass Pleasure I (M) As *Pleasure I*, except the maximum number of targets is equal to the caster's level.

12—Fencing Partner (FM) Creates an illusionary Fighter with a weapon of the caster's choice. It can be used to practice swordplay and has the skill of a 10th level Fighter, but it can inflict no harm upon anyone. It is not intelligent, but it can fight without the concentration of the caster (i.e., the caster does not have to know swordplay to make this illusion an appropriate fencing partner).

13—Grand Tasad (F) As *Tasad*, except the number of mallets is equal to twice the caster's level and the game can be played individually or with teams.

14—Mass Daydreams (M) As *Daydreams*, except the maximum number of targets is equal to the caster's level and the duration is longer.

15—Entertain True (MF) As *Entertain*, except for the area of effect and range.

16—Recall Pleasure (M) Target recalls a pleasurable experience from the past in exact detail; he actually "re-lives" the event.

17—Pleasure III (M) As *Pleasure I*, except three times as much pleasure is felt. The addiction factor is 6.

18—Mass Laugh (M) As *Laugh*, except the maximum number of targets is equal to the caster's level.


19—Mass Dance (M) As *Dance*, except the maximum number of targets is equal to the caster's level.

20—Mass Pleasure II (M) As *Pleasure II*, except the maximum number of targets is equal to the caster's level.

25—Pleasure IV (M) As *Pleasure I*, except four times as much pleasure is felt. The addiction factor is 8.

30—Mass Pleasure III (M) As *Pleasure III*, except the maximum number of targets is equal to the caster's level.

50—True Pleasure (M) Target experiences the most pleasure possible. The addiction factor is 25. There is a percentage chance equal to [100 minus the target's Constitution], that the target will have a heart attack and die from the effects of this spell.



MIND'S GRIP (Open Mentalist) (8.5.2)

| | Area of Effect | Duration | Range |
|---------------------|----------------|-----------|--------|
| 1—Stonegrip | self | 1 min/lvl | self |
| 2—Fargrip II | varies | 1 min/lvl | 10' |
| 3—Irongrip | self | 1 min/lvl | self |
| 4—Far Stonegrip II | varies | 1 min/lvl | 10' |
| 5—Fargrip V | varies | 1 min/lvl | 25' |
| 6—Steelgrip | self | 1 min/lvl | self |
| 7—Far Irongrip II | varies | 1 min/lvl | 10' |
| 8—Fargrip X | varies | 1 min/lvl | 50' |
| 9—Far Stonegrip V | varies | 1 min/lvl | 25' |
| 10—Moving Grip II | varies | 1 min/lvl | 10' |
| 11—Far Steelgrip II | varies | 1 min/lvl | 10' |
| 12—Fargrip XV | varies | 1 min/lvl | 75' |
| 13—Far Irongrip V | varies | 1 min/lvl | 25' |
| 14—True Grip | self | 1 min/lvl | self |
| 15—Far Stonegrip X | varies | 1 min/lvl | 50' |
| 16—Fargrip XX | varies | 1 min/lvl | 100' |
| 17—Moving Grip V | varies | 1 min/lvl | 25' |
| 18—Far Steelgrip V | varies | 1 min/lvl | 25' |
| 19—Far Irongrip X | varies | 1 min/lvl | 50' |
| 20—Far Stonegrip XV | varies | 1 min/lvl | 75' |
| 25—Lord Fargrip | varies | 1 min/lvl | 5'/lvl |
| 30—Moving Grip True | varies | 1 min/lvl | 50' |
| 50—True Fargrip | varies | 1 min/lvl | 5'/lvl |

1—Stonegrip (F) Strengthens caster's grip. If this spell is cast while the caster is wielding a weapon, the weapon's fumble range is reduced by one (to a minimum of one). Alternatively, he may make a Small Grapple attack during melee (OB is equal to any unarmed combat skill bonus, e.g., MA Strikes, MA Sw&Th, wrestling, etc.). No normal damage is delivered, but if a critical is obtained, the caster may "grip" the target; the location of the grip is: 01-25 Left Arm; 26-50 Right Arm; 51-70 Right Leg; 71-90 Left Leg; 91-100 Neck. Victim may make a 'medium' maneuver modified by his St bonus to escape. If the neck is gripped, the victim will go unconscious in (Co/5) rounds; he will die in three times as many rounds.

2—Fargrip II (F) As *Stonegrip*, except that, when the caster concentrates, the "grip" can be made by an "invisible magical force" to a range of 10'. The attack's OB is: [caster's Directed Spells OB with this spell minus the result from a BAR roll]. Only a 'light' maneuver is required to break the grip. This spell only reduces fumble range when the caster is using a hand-held weapon in his own hand. All *Far ...grip* spells on this list are similar for Directed Spell skill purposes.

3—Irongrip (F) As *Stonegrip*, except a 'hard' maneuver is required to break the grip, a neck-gripped victim will go unconscious in (Co/7) rounds, and he will die in three times as many rounds. A weapon's fumble range can be lowered by 2 (to a minimum of 1).

4—Far Stonegrip II (F) As *Fargrip II*, except a 'medium' maneuver is required to break the grip.

5—Fargrip V (F) As *Fargrip II*, except for range.

6—Steelgrip (F) As *Stonegrip*, except a 'very hard' maneuver is required to break the grip, a neck-gripped victim will go unconscious in (Co/10) rounds, and he will die in three times as many rounds. A weapon's fumble range can be lowered by 3 (to a minimum of 1).

7—Far Irongrip II (F) As *Fargrip II*, except the effects of *Irongrip* apply.

8—Fargrip X (F) As *Fargrip II*, except for range.

9—Far Stonegrip V (F) As *Far Stonegrip II*, except for range.



10—Moving Grip II (F) Caster can hold a weapon or manipulate an object with his ranged "grip." For the purposes of this spell, treat the "grip" to be as strong as the caster's normal grip, and can use half of his Agility bonus, OBs, and other skills. For example, the caster could "grip" a weapon 10' away and attack with it using half of his normal OB with that weapon. Also useful for pulling levers, untying ropes, etc.

11—Far Steelgrip II (F) As *Fargrip II*, except the effects of *Steelgrip* apply.

12—Fargrip XV (F) As *Fargrip II*, except for range.

13—Far Irongrip V (F) As *Far Irongrip II*, except for range.

14—True Grip (F) As *Stonegrip*, except that it is a 'sheer folly' maneuver to break the grip. A neck-gripped victim will go unconscious in (Co/20) rounds, and die in three times as many rounds. A weapon's fumble range is lowered to 1.

15—Far Stonegrip X (F) As *Far Stonegrip II*, except for range.

16—Fargrip XX (F) As *Fargrip II*, except for range.

17—Moving Grip V (F) As *Moving Grip II*, except for range.

18—Far Steelgrip V (F) As *Far Steelgrip II*, except for range.

19—Far Irongrip X (F) As *Far Irongrip II*, except for range.

20—Far Stonegrip XV (F) As *Far Stonegrip II*, except for range.

25—Lord Fargrip (F) As *Fargrip II*, except the range is equal to the five times the caster's level in feet.

30—Moving Grip True (F) As *Moving Grip II*, except range is 50' and the caster's full OB may be used.

50—True Fargrip (F) As *Lord Fargrip*, except the effects of *True Grip* apply.

WEAPON ALTERATIONS

(Open Essence) (8.5.3)

Note: The term, "Blade", as used in this list is a relative term and can apply to any weapon.

Note: While this list enables a spell user to create temporary magical weapons, it was not meant to supplement the Alchemist base lists.

Note: While this list is listed as an Open Essence list, a GM may also wish to make it available as a Closed Channeling list and a Closed Mentalism list.

| | Area of Effect | Duration | Range |
|-----------------------|----------------|--------------|-------|
| 1—Empowerment I | 1 weapon | 1 min/level | touch |
| 2—Blade Change | 1 weapon | 1 min/level | touch |
| 3—Combine * | 1 weapon | varies | touch |
| 4—Empowerment II | 1 weapon | 1 min/level | touch |
| 5—Major Blade Change | 1 weapon | 1 min/level | touch |
| 6—Armor Change | 1 armor | 10 min/level | touch |
| 7—Empowerment III | 1 weapon | 1 min/level | touch |
| 8—True Power I | 1 weapon | 1 day/lvl | touch |
| 9—Dull Blade | 1 weapon | P | 10' |
| 10—Empowerment IV | 1 weapon | 1 min/level | touch |
| 11—True Power II | 1 weapon | 1 day/lvl | touch |
| 12—Element Blade | 1 weapon | 1 min/level | touch |
| 13—Empowerment V | 1 weapon | 1 min/level | touch |
| 14—Break Blade | 1 weapon | P | 10' |
| 15—True Power III | 1 weapon | 1 day/lvl | touch |
| 16—Hurl Weapon | 1 weapon | 1 attack | touch |
| 17—Permanent Change | varies | 1 day/lvl | touch |
| 18—Weapon Burst | 1 weapon | 1 attack | touch |
| 19— | | | |
| 20—Element Blade True | 1 weapon | 1 min/level | touch |
| 25—True Power IV | 1 weapon | 1 day/lvl | touch |
| 30—Fuse Weapons | varies | 1 min/lvl | touch |
| 50—True Power V | 1 weapon | 1 day/lvl | touch |

1—Empowerment I (F) Gives one weapon a +5 magical bonus. Not cumulative with any already-existing magical or non-magical bonuses (including other *Empowerment* and *True Power* spells).

2—Blade Change (F) Changes one weapon into another similar weapon (ChL 13.1.1) for all combat purposes. For example, a one-handed edged weapon into another one-handed edged weapon (a short sword into a broadsword). Any bonuses or powers that the weapon has are transferred in the change. GM's discretion must apply in order for weapon-like objects (meat cleavers, butterknives, etc) to be effected by this spell. At the end of the spell's duration, the weapon changes back into its original form.

3—Combine (F*) Starting the next round, the caster may prepare/cast two spells from this list simultaneously. The preparation/casting is based upon the higher level spell.

4—Empowerment II (F) As *Empowerment I*, except it may give two weapons +5 bonuses or one weapon a +10 bonus.

5—Major Blade Change (F) As *Blade Change*, except that any weapon or weapon-like object can be changed into any other type of weapon. For example, a dagger can be changed into a warhammer.

6—Armor Change (F) As *Blade Change*, except that any type of armor can be changed into another type of approximately the same amount of covering: for these purposes, the grouping are ATs 5,9,13,17; ATs 6,10,14,18; ATs 7,11,15,19; and ATs 8,12,16,20. For example, a leather jerkin could be made into a plate breastplate. Shields and helms can also be altered via this spell.

7—Empowerment III (F) As *Empowerment I*, except it may give three weapons +5 bonuses or one weapon a +10 or one weapon a +10 bonus and one weapon a +5 bonus.

8—True Power I (F) As *Empowerment I*, except for duration.

9—Dull Blade (F) Causes any weapon with a non-magical bonus to lose that bonus, until it is reforged: a process that requires equipment, facilities, and 10% of the time of the original creation process.

10—Empowerment IV (F) As *Empowerment III*, except the total bonuses can not exceed +20.

11—True Power II (F) As *Empowerment II*, except for duration.

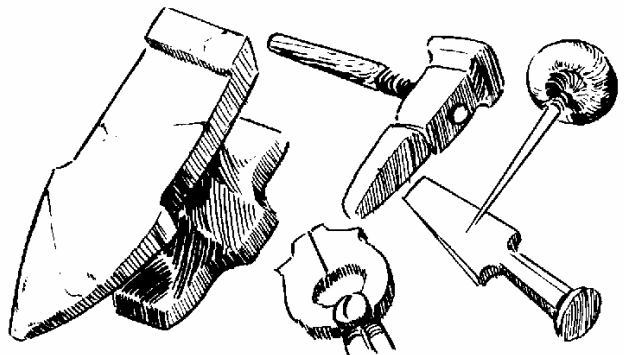
12—Element Blade (E) Empowers a weapon with the "basic elemental force" of the caster's choice (e.g., fire, cold, light, etc.). In addition to a normal critical, the weapon will inflict an additional critical based upon the element's type (e.g., heat, cold, electricity, etc.). The severity of the elemental critical is one degree less than that of the normal critical (one roll only).

13—Empowerment V (F) As *Empowerment III*, except the total bonuses can not exceed +25.

14—Break Blade (F) "Breaks" any one weapon. Magic weapons get an RR equivalent to the minimum level of the Alchemist required to make the weapon.

15—True Power III (F) As *Empowerment III*, except for duration.

16—Hurl Weapon (F) Draws all of the power and physical mass out of



a magic weapon and gathers it together into a sphere of concentrated energy. This mass can be used as a *Fireball* with a 500' range. "Modest" weapons will have enough power for a x2 *Fireball* (radius and concussion hit damage), "Potent" items act as x3 *Fireballs*, "Most Potent" items act as x4 *Fireballs*, and "Artifacts" items act as x5 *Fireballs*. The weapon is forever destroyed; this spell is usually used as a "last-ditch" effort.

17—Permanent Change (F) Increases the duration (to 1 day/lvl) of a *Blade Change* or *Armor Change* spell cast immediately after this spell.

18—Weapon Burst (F) All within a 10'R (excluding the caster) take the damage inflicted by the caster's next attack, regardless of their AT or Defensive Bonus. They all get RRs, of course.

20—Element Blade True (E) As *Element Blade*, except the severity of the elemental critical is equal to that of the normal critical (one roll only).

25—True Power IV (F) As *Empowerment IV*, except for duration.

30—Fuse Weapons (F) Combines two magic weapons and their special abilities (but not the bonus) into one weapon of the caster's choice. For example, if a +10 Orc-slaying longsword and a +5 battleaxe that inflicts extra cold crits are combined, the resulting weapon would be +10 (the greater of the two bonuses) and the weapon would be Orc-slaying and would inflict additional cold crits. The finished product could be either a battleaxe or a longsword, in this case, caster's choice. More than two weapons cannot be combined.

50—True Power V (F) As *Empowerment V*, except for duration.

COUNTERSPELLS (Closed Essence) (8.5.4)

Note: All spells on this list are 'difficult' (-50) to cancel or dispel.

| | Area of Effect | Duration | Range |
|-------------------------|----------------|----------|-------|
| 1— | | | |
| 2— | | | |
| 3—Counterspell I | 1 target | 1 hr/lvl | touch |
| 4— | | | |
| 5—Spelltrap I | 1 target | 1 hr/lvl | touch |
| 6—Counterspell III | 1 target | 1 hr/lvl | touch |
| 7— | | | |
| 8—Counterspell IV | 1 target | 1 hr/lvl | touch |
| 9—Spelltrap III | 1 target | 1 hr/lvl | touch |
| 10—Counterspell V | 1 target | 1 hr/lvl | touch |
| 11—Spelltrap V | 1 target | 1 hr/lvl | touch |
| 12—Counterspell VIII | 1 target | 1 hr/lvl | touch |
| 13—Reverse Essence * | 1 spell | C | 10' |
| 14—Reverse Channeling * | 1 spell | C | 10' |
| 15—Reverse Mentalism * | 1 spell | C | 10' |
| 16—Spelltrap X | 1 target | 1 hr/lvl | touch |
| 17— | | | |
| 18—Counterspell XV | 1 target | 1 hr/lvl | touch |
| 19—Spelltrap XV | 1 target | 1 hr/lvl | touch |
| 20—Reverse Effect * | 1 target | C | 10' |
| 25—Lord Counterspell | 1 target | 1 hr/lvl | touch |
| 30—Anti-magic Aura | 1 target | P | touch |
| 35—Lord Spelltrap | 1 target | 1 hr/lvl | touch |
| 40—Counterspell True | 1 target | 1 hr/lvl | touch |
| 50—Spelltrap True | 1 target | 1 hr/lvl | touch |

3—Counterspell I (F) When casting this spell on a target, the caster must specify one 1st level spell to be "counterspelled." If the exact spell specified is later cast on that target, that spell will fail automatically (roll for spell failure on the appropriate table), and this counterspell will be canceled. At any one time, a target can only have a limited number of *Counterspells* active — the total number of spell levels being counterspelled can not exceed the target's level (e.g., each *Counterspell I* counts as 1 spell level, each *Counterspell III* counts as 3 spell levels, etc.).

5—Spelltrap I (F) As *Counterspell I*, except if the specified spell is cast on the target, that spell can either be reflected back on the caster or it can be cancelled and it will trigger a first level spell stored within the target via this spell. The caster must choose which option he will use when he casts the spell. If the "trigger" option is chosen, the PPs must be expended for the "stored" spell.

6—Counterspell III (F) As *Counterspell I*, except that three levels of spells can be countered. This can be a specific 3rd level spell or a specific 2nd and a specific 1st or three specific 1st's. Note that the three 1st level spells can be the same spell, so that if the spell is cast on the target repeatedly it can be countered more than once.

8—Counterspell IV (F) As *Counterspell III*, except affects 4 lvls.

9—Spelltrap III (F) As *Spelltrap I*, except three spell levels can be trapped. This can be a specific 3rd level spell or a specific 2nd and a specific 1st or three specific 1st's.

10—Counterspell V (F) As *Counterspell III*, except 5 lvls can be countered.

11—Spelltrap V (F) As *Spelltrap III*, except 5 lvls can be trapped.

12—Counterspell VIII (F) As *Counterspell III*, except eight spell levels can be countered.

13—Reverse Essence (F*) As *Cancel Essence* on the Dispel/ing Ways list (Closed Essence), except if the spell fails its RR, the effect will be reversed (if possible). For example, elemental attack spells will heal hits and wounds, *Hold* spells will *Haste* the target, *Curses* will *Bless*, etc. The exact nature of the reverse is up to the GM. If there is no appropriate reverse effect, the spell is merely cancelled.

14—Reverse Channeling (F*) As *Reverse Essence*, but Channeling spells are reversed.

15—Reverse Mentalism (F*) As *Reverse Essence*, but Mentalism spells are reversed.

16—Spelltrap X (F) As *Spelltrap III*, except that 10 lvls can be trapped.

18—Counterspell XV (F) As *Counterspell III*, except fifteen spell levels can be countered.

19—Spelltrap XV (F) As *Spelltrap V*, except that 15 lvls can be trapped.

20—Reverse Effect (F*) As *Reverse Essence*, except any spell can be reversed.


25—Lord Counterspell (F) As *Counterspell III*, except twenty spell levels can be countered.

30—Anti-magic Aura (F) This spell allows the caster to create an aura of "anti-magic" around an object, device, or area. Any substance which has been so enchanted has a *Counterspell* effect against any one type of spells (e.g., "scrying spells", "fire spells", "diving spells", etc.) — *GMs: Don't let this become too broad*. The maximum area of effect is 10 cubic feet, and only one such spell can be cast on a single object. Large objects can have the same spell immunity if several spells are cast in succession.

35—Lord Spelltrap (F) As *Spelltrap III*, except 20 lvls can be trapped.

40—Counterspell True (F) As *Counterspell III*, except any one spell can be countered, regardless of level.

50—Spelltrap True (F) As *Spelltrap III*, except any one spell can be trapped, regardless of level. If the spell is reflected back upon the caster, it will be doubled in power and damage.



8
N
R
st
m
he
N
ac
1
2
3
4
5
6
7
8
9
10
11
12
13
14
15
16
17
18
19
20
25
30
50
1—
proj
2—
or c
mag
3—
wo
4—
exp
if it
5—
met
6—
mod
7—
Use
8—A
area.
The a
It will
durati
9—A
prote
will ir
critica
10—
explo
with A

8.6 ARCANES LISTS

ACID LAW (Arcane List) (8.6.1)

Note: This list assumes the use of the Acid Critical Strike Table 12.2 from *RMCH*. However, if *RMCH* is not available, that critical table and a GM still wants to use this list, the Heat Critical Strike Table can be used, modifying the damage descriptions to reflect an acid damage rather than heat damage.

Note: Although this list is organized like a Magician's base elemental list, acid should not be treated as a separate element.

| | Area of Effect | Duration | Range |
|------------------------|----------------|---------------|-------|
| 1—Work With Acids | self | 10 min/lvl | self |
| 2—Corrode Leather | varies | 1 rnd/lvl (C) | 10' |
| 3—Corrode Wood | varies | 1 rnd/lvl (C) | 10' |
| 4—Corrode Stone | varies | 1 rnd/lvl (C) | 10' |
| 5—Corrode Metal | varies | 1 rnd/lvl (C) | 10' |
| 6—Protection From Acid | 1 target | 1 min/lvl | touch |
| 7—Acid Bolt | 1 target | — | 100' |
| 8—Acid Mass | 5'R | 1 min/lvl | 100' |
| 9—Acid Weapon | 1 weapon | 1 min/lvl | touch |
| 10—Acid Ball | 10'R | — | 100' |
| 11—Acid Bolt (300') | 1 target | — | 300' |
| 12—Control Acid Mass | 1 mass | 1 min/lvl | 100' |
| 13—Acidic Armor | 1 target | 1 min/lvl | touch |
| 14—Waiting Acid | 5'R | 24 hrs | 10' |
| 15—Corrode Magic | varies | 1 rnd/lvl (C) | 10' |
| 16—Acid Bolt III | varies | 3 rnds | 100' |
| 17—Acid Bolt (500') | 1 target | — | 500' |
| 18—Acid Ball (20'R) | 20'R | — | 100' |
| 19—Corner Acid Bolt | 1 target | — | 300' |
| 20—Triad of Acid | varies | — | 100' |
| 25—Following Acid | 1 target | — | 300' |
| 30—Acid Storm | 100'R | 1 rnd/lvl | 200' |
| 50—Acid Mastery | self | 1 rnd/lvl | self |

1—Work With Acids (F) Allows caster to work with acids safely if he has the proper equipment.

2—Corrode Leather (F) Corrodes 1 cu'/lvl of non-magical leather and/or cloth as if exposed to acid; rate is 1 cu'/rnd. This spell will also effect magical leather/cloth if it fails its RR.

3—Corrode Wood (F) As *Corrode Wood*, except it affects non-magical wood.

4—Corrode Stone (F) Corrodes 0.5 cu'/lvl of non-magical stone as if exposed to acid; rate is 0.5 cu'/rnd. This spell will also effect magical stone if it fails its RR.

5—Corrode Metal (F) As *Corrode Stone*, except it affects non-magical metal.

6—Protection From Acid (D) Target is immune to natural acid and modifies spells dealing with acid by 15 (+15 to RRs and -15 to EARs).

7—Acid Bolt (E) A bolt of powerful acid is shot from the caster's hand. Use the Firebolt attack table with Acid criticals.

8—Acid Mass (E) Creates a 5'R bubbling layer of acid that will coat an area. Any living creature in that area will take a 'B' Acid crit each round. The acid will eat through wood (0.5"/rnd) and stone and metal (0.25"/rnd). It will continue to eat through all objects (e.g., floors, walls, etc.) until the duration runs out.

9—Acid Weapon (E) Causes a weapon to be coated with acid (but protects it from acid damage). In addition to normal criticals delivered, it will inflict an Acid critical of one degree of severity less than the normal critical (one roll).

10—Acid Ball (E) A 1' ball of acid is shot from the palm of the caster, it explodes to affect a 10'R area; results are determined on the Fireball table with Acid criticals.



11—Acid Bolt (300') (E) As *Acid Bolt*, except for range.

12—Control Acid Mass (F) Allows caster to concentrate and control an *Acid Mass*, making it move up to 10'/rnd across a surface. The acid mass cannot fly and its corrosion rate will not increase. The acid mass can travel to attack opponents if they are touching the surface (floor, wall, etc) that the acid mass is covering ('B' criticals). The mass must maintain its 5'R shape.

13—Acidic Armor (F) As *Protection From Acid*, except the modifier is +25 and all who touch the target take an 'A' Acid criticals (a small amount of acid coats the target).

14—Waiting Acid (E) As *Acid Mass*, but the effect can be delayed up to 24 hours; triggered by time, sound, violent action; etc.

15—Corrode Magic (F) As *Corrode Metal*, any magic object that fails a RR can be affected.

16—Acid Bolt III (E) As *Acid Bolt*, except three acid bolts are fired from the caster's hand, at a rate of one per round.

17—Acid Bolt (500') (E) As *Acid Bolt*, except range is 500'.

18—Acid Ball (20'R) (E) As *Acid Ball*, except radius is 20'R.

19—Corner Acid Bolt (E) As *Corner Lightning Bolt* on Light Law (Magician Base), except an *Acid Bolt* is shot.

20—Triad of Acid (E) As *Triad of Water* on Water Law (Magician Base), except *Acid Bolts* are shot.

25—Following Acid (E) As *Following Lightning Bolt* on Light Law (Magician Base), except an *Acid Bolt* is shot.

30—Acid Storm (E) Causes a 100'R area to be engulfed in acid. All beings within take a 'C' Acid critical. All materials are corroded at the rates specified in the lower level *Corrode* spells.

50—Acid Mastery (E) Caster may use any one lower level spell (on this list) each round and is completely immune to acid.

SONIC LAW (Arcane List) (8.6.2)

| | Area of Effect | Duration | Range |
|-----------------------------|----------------|---------------|--------|
| 1—Minor Vibration | 1 target | C | 100' |
| 2—Quiet I | 1'R | 1 min/lvl | 100' |
| 3—Sudden Sound | 1 target | — | 100' |
| 4—Soundwall I | 20'x20' | 10 min/lvl | 50' |
| 5—Silence (10') | 10'R | 1 min/lvl | 100' |
| 6—Sonic Bolt (100') | 1 target | — | 100' |
| 7—Sound Control (50') | 50'R | C | self |
| 8—Wall of Sonics | 10'x10'x1' | 1 min/lvl | 10' |
| 9—Major Vibration | 1 target | C | 100' |
| 10—Soundwall V | 5x(20'x20') | 10 min/lvl | 50' |
| 11—Quiet V | 5x(1'R) | 1 min/lvl | 100' |
| 12—Silence (100') | 100'R | 1 min/lvl | 100' |
| 13—Sonic Bolt (300') | 1 target | — | 300' |
| 14—Sonic Blade | 1 blade | 1 rnd/lvl | touch |
| 15—Sonic Prison | 10'x10'x10' | 10 min/lvl | 100' |
| 16—Sound Control (10'R/lvl) | varies | C | self |
| 17—Triad of Sonics | varies | — | 100' |
| 18—Waiting Sonics | 10'R | 24 hrs | 100' |
| 19—Mass Soundwalls | varies | 10 min/lvl | 50' |
| 20—Sonic Slayer | 1 target | — | 50' |
| 25—Sound to Matter | varies | 1 rnd/lvl (C) | 100' |
| 30—Sound to Energy | varies | 1 rnd/lvl (C) | 100' |
| 50—Soundmaster | self | 1 rnd/lvl | varies |

2,4,5,10,11,19 — As the spells of the same names on the Open Channeling list, Sound's Way.

3,7,12,16 — As the spells of the same names on the Illusionist Base list, Sound Molding.

1—Minor Vibration (F) Creates sound waves that cause one target to begin to vibrate. If it is a fragile object, it may break (RR). If it is an object held by a being, the being must make an RR (each round) or fumble it. If it is a being, it must make an RR (each round) or take an 'A' Unbalance critical.

6—Sonic Bolt (E) A bolt of intense sound (sonic energy) is shot from the palm of the caster. Resolve the attack on the Ice Bolt attack table with Shock criticals (RMCH 12.6), if RMCH is unavailable, use Electricity criticals.

8—Wall of Sonics (E) Creates a 10'x10'x1' wall of sound energy. All passing through it take a 'C' Shock critical (RMCH 12.6), if RMCH is unavailable, use Electricity criticals (no RR).

9—Major Vibration (F) As *Minor Vibration*, except no RRs are given to fragile objects and beings holding objects have a RR modification of -30. A being effected by this spell takes a 'B' Unbalance critical.

13—Sonic Bolt (300') (E) As *Sonic Bolt*, except range is 300'.

14—Sonic Blade (E) Creates a blade of sonic energy that can be wielded by the caster. It is incredibly thin and can cut through many substances (magical substances get an RR). It acts as a +20 broadsword, and attacks all foes as AT 1. The OB for wielding it is a Directed Spells skill bonus, not a weapon skill.

15—Sonic Prison (E) As *Wall of Sonics*, except a hollow cube of sonic energy is created, trapping all within the area not making an RR (based on Qu).

17—Triad of Sonics (E) As *Triad of Water* on Water Law (Magician Base), except *Sonic Bolts* are shot.



18—Waiting Sonics (F) All within the radius will be effected as in *Sudden Sound* (Illusionist base: Sound Molding), but effect can be delayed by up to 24 hours. Spell can be triggered by time, movement, sound, etc.

20—Sonic Slayer (F) A beam of ultrasonic energy is shot from the hand of the caster, it automatically strikes its target. Damage is based on RR failure: 01-50 'E' Disruption critical (RMCH 12.7); 51+ death.

25—Sound to Matter (F) This powerful spell turns current sounds around the caster into matter, as the caster concentrates. The material created will be the durability of hard stone (or softer if the caster wishes), but can be of any shape or form that the caster dictates. The matter will be non-magical and the items created will be normal. The more sound, the more matter the caster can create during the duration, subject to the discretion of the GM. For example, a hammer striking a wall might be enough noise to create a sword, but significantly more noise (i.e., louder and more sustained, like a jackhammer or a 500 member choir) might be needed to make a bridge. Material created will last for 1 hour/lvl beyond the end of the spell's duration.

30—Sound to Energy (F) Similar to *Sound to Matter*, this spell changes sound into something else, but in this case it is energy on the visible spectrum — i.e., light. A loud shout might be enough to create enough light to equal a *Sudden Light* spell (Light Law, Magician Base list), while normal conversation could sustain an equivalent to a *Light* spell. A very loud noise might produce the effects of a *Lightning Bolt*. Normally, only one "effect" can be achieved per round, and it all depends on the amount of sound around the caster. The GM must be very careful not to let this spell and *Sound to Matter* unbalance game play.

50—Soundmaster (F) Caster may use any one 20th level or less spell (on this list) each round.

R
A
as
ur
Fl
—
tar
an
cl
ST
—
Re
bei
sin
(St
at
of
tha
W
—
—
(
arr
san
less
clot
MI
—
T
Wit
enti
trip
of c
ord
reve
to s
with
The
cast
or w
CH
— J
— J
T
2.2.
on it
Plas
alter
dec
pair
"Cha
respe

INDIVIDUAL SPELLS

If a GM is using the Individual Spell Development rules in *RMCIH* 4.5, these spells can be easily worked into any campaign. Alternatively, any of them can be placed into an existing list or used as alternates or replacements for existing spells. Other spells are unique and stand on their own.

FRESHEN — **Realm:** Essence

— **List:** None — **Class:** Force

— **Range:** Touch — **Level:** 1 — **Duration:** Permanent

Removes dirt, dust, sweat, blood, etc. from the body of one target. Eliminates body odor. Cleans, but does not repair clothing and/or armor. Does not clean inanimate objects other than worn clothing.

STONE BOLT — **Realm:** Essence

— **List:** Earth Law — **Class:** Elemental

— **Range:** 100' — **Level:** 6 (11,16,17) — **Duration:** —

A bolt of rock and earth is shot from the palm of the caster. Results are determined on the Ice Bolt Table, with all cold criticals being treated as additional Impact criticals. If this spell is used, similar spells could also be used with longer ranges at 11th level (Stone Bolt 300') and 17th level (Stone Bolt 500') and even a spell at 16th level called "Triad of Stone," with the same rules as a "Triad of Water," (Water Law, Magician Base) with stone bolts rather than water bolts.

WARDROBE — **Realm:** Essence

— **List:** None — **Class:** Passive

— **Range:** 10' — **Level:** 7 — **Duration:** Permanent

Changes target's clothing into another type of clothing (no armor) that the caster is familiar with (e.g., a work smock and sandals into a banquet dress and glass slippers). Costume (worthless) jewelry can be created as well. Target must be wearing clothes; any clothes changed must be worn when the spell is cast.

MINOR IMPROBABILITY — **Realm:** Channeling

— **List:** Chaotic Mastery — **Class:** Force

— **Range:** 10' — **Level:** 7 — **Duration:** Varies

This spell is intended for use by Chaotic Lords (*RMCIH* 2.2.3). With this spell the caster causes something to happen that is entirely improbable, such as a brand new rope breaking, someone tripping when there is nothing to trip upon, etc. Due to the nature of chaos, upon which this spell is based, the event will tend to take orderly objects and break them down into chaos, rather than the reverse. So this spell will never repair broken objects, turn a gas to solid, etc. The effects of this spell should be very minor, dealing with objects that weigh no more than 10 pounds as a general rule. The events should also be improbable, not impossible. While the caster can specify a general target and a basic intent (to cause wear or woe), the exact improbable event is up to the GM.

CHAOS BOLT — **Realm:** Channeling

— **List:** Chaotic Mastery — **Class:** Elemental

— **Range:** 100' — **Level:** 8 (13, 18) — **Duration:** —

This spell is also intended for use by Chaotic Lords (*RMCIH* 2.2.3). This spell fires a bolt of chaos (which soon after dissolves on its own) out of the caster's palm. The attack is resolved on the Plasma Bolt Attack Table (*RMCIH* 13.1) substituting physical alteration criticals or acid criticals (both in *RMCIH*, GM must decide which to use) rather than plasma criticals. An additional pair of spells identical to this spell but with longer ranges are "Chaos Bolt 300'" and "Chaos Bolt 500'" at 13th and 18th levels respectively.

CLEAVE EARTH — **Realm:** Essence

— **List:** Earth Law — **Class:** Elemental

— **Range:** 100' — **Level:** 8 — **Duration:** 1 min/level

This spell causes a chasm to open up in the earth. The chasm is 1' deep/level, 1/2' wide/level, and 2' long/level. This spell can also close up such chasms (if they are of the same size or smaller than a chasm the caster could create with this spell). If something is caught in a closing chasm, they will take a +50 Huge Crush attack.

TELEPORT BEACON — **Realm:** Essence / Mentalism

— **List:** Lofty Bridge / True Perception — **Class:** Utility

— **Range:** varies — **Level:** 10 — **Duration:** 1 hr/level

This spell creates a shining golden orb that sends out mental signals allowing someone (i.e., anyone mentally thinking about it) to cast a teleport spell taking them to that location without error, even if they have never been to or even seen the area before. Note that this spell does not give the power of teleportation nor does it increase any spell ranges.

BLACK TENTACLES — **Realm:** Essence / Channeling

— **List:** (Dark) Summons / Gate Mastery — **Class:** Force

— **Range:** 25' — **Level:** 12 — **Duration:** 1 rnd/level

Conjures one black tentacle for every four levels of the caster. These tentacles are each 10' long and come up from the ground together in a mass from the target point chosen by the caster. They drip a dark acidic substance. Anyone within 10' of the target point is subject to a +80 Large Grapple attack. Anyone who is held by tentacles also takes an 'A' acid critical due to their coating. Each tentacle can take 30 hits (ignores criticals) before it is destroyed.



MAJOR IMPROBABILITY — Realm: Channeling

— **List:** Chaotic Mastery — **Class:** Force
— **Range:** 50' — **Level:** 14 — **Duration:** Varies
As *Minor Improbability*, except for the longer range and the fact that a more significant improbable event can happen. This event can effect objects up to 100 pounds and can even effect magical objects (they get a RR, however). Magical weapons can be broken, boulders can be made to fall, the wheels of a chariot can be made to all fall off, and other such improbable events can be initiated.

COMMUNIQUE — Realm: Essence — **List:** None

— **Class:** Force and Information — **Range:** 1 mi/lvl
— **Level:** 20 — **Duration:** 1 min/lvl(C)

This spell causes the an image of the casters head, enshrouded in energy, to appear at some location known to him or to a person known to him if they are within range. The caster will not receive the location of a person if he does not already know it, but the spell will function. The caster may also be able to figure out the target's location because he is able to see (and of course, hear) through the image of his head, wherever it appears. The main purpose of this spell is to communicate and carry on a conversation with whom-ever is within speech range of the image. Spells cannot be cast through the image either way, although language spells will work. The spell lasts until the duration or the conversation is over.

EYE TARGETING — Realm: Essence

— **List:** Spell Enhancement — **Class:** Utility
— **Range:** self — **Level:** 20 — **Duration:** 1 rnd/level

This potent spell allows the next elemental spell cast (within the duration) by the caster to emanate from the caster's eye rather than his hand. The effect of this is, simply, whatever the caster looks at (if within the normal range of the spell), he can attack. One half of the caster's perception skill bonus is added to the attack roll (but *not* his directed spells bonus).

SEJANUS'S SPELL OF DUPLICATION

— **Realm:** Essence
— **List:** Physical Enhancement — **Class:** Force
— **Range:** self — **Level:** 20 — **Duration:** 1 day/level

This spell allows the caster to create a duplicate of himself. This duplicate will look, sound, and detect (for purposes of spells) exactly like the caster himself. It will also act like the caster would (it thinks on its own and has free will), but it is controlled by the GM unless the caster concentrates. He will have a mental link with the duplicate as long as it is within 1 mile. The duplicate will have 1/4 (round down) of the levels, hits, skill bonuses, etc. of the caster. Their physical attributes will be identical. Spell failure for this spell will mean that the duplicate is created, but it cannot be controlled by the caster, and the duplicate will be diametrically opposed in outlook and alignment to (and will hate) the caster. The spell user may only have one duplicate in existence at any one time.

RAY OF BANISHMENT — Realm: Essence

— **List:** None — **Class:** Force
— **Range:** 25' — **Level:** 25 — **Duration:** Permanent

This powerful spell shoots a beam of power out of the caster's hand that sends the target back to a place it would call "home." For a demon, this would be another plane, but for a human, it would be his house in his hometown, his castle, etc. This is up to the GM's discretion. For purposes of this spell, every being should have a "home" or "lair" or at least a spot that it frequents. This place could be far away, or it could be nearby.

SPELL OF CHALLENGE — Realm: Essence

— **List:** Spirit Mastery — **Class:** Mental
— **Range:** 100' — **Level:** 25 **Duration:** 1 day/level

Allows the caster to issue forth a challenge to a number of targets equal to his level divided by four (round down, all targets must be within range and face the same challenge) to combat or contest with him within the duration of the spell. The nature and location of the combat or contest must be stated within the challenge honestly. All targets can either accept the challenge (and then make no RR and must meet the conditions of the challenge normally) or decline the challenge (so then they do make an RR). If the RR is attempted and failed, the target must meet the condition of the challenge and further is at a -10 to all actions during the challenge. If the RR is attempted and succeeds, the spell has no effect. If a target must meet the challenge, treat him as though under a *Quest* spell (Spirit Mastery, 11th level, Closed Essence). Note that by casting this spell, the caster places himself under a *Quest* as well to take part in the challenge.

TRUE EYE TARGETING — Realm: Essence

— **List:** Spell Enhancement — **Class:** Utility
— **Range:** self — **Level:** 30 — **Duration:** 1 rnd/level

As *Eye Targeting* (20th level) except that the character's full perception skill bonus is added to the attack roll.

MAJOR DUPLICATION — Realm: Essence

— **List:** Physical Enhancement — **Class:** Force
— **Range:** self — **Level:** 30 — **Duration:** 1 day/level

As *Sejanus's Spell of Duplication*, except the duplicate has 1/2 of the level, hits, skill bonuses, etc. of the caster.

CRYSTAL ENCASEMENT — Realm: Essence

— **List:** Crystal Mage List or None — **Class:** Force
— **Range:** 10' — **Level:** 30 — **Dur:** Until Dispelled

Target is encased in a block of solid, transparent crystal. He is in suspended animation and the crystal is invulnerable (but not immovable). When the spell is dispelled, the crystal shatters giving an 'A' Puncture critical to all within 10' (unless it is dispelled by the caster). The crystal shards then melt into worthless black lumps.

DARK WIND — Realm: Essence / Channeling

— **List:** Darkness / None — **Class:** Elemental
— **Range:** 100' — **Level:** 30 — **Duration:** Variable

Allows the caster to create a 10' diameter cloud of whirling, black vapor which may be directed at any target within its range. This magical vortex travels at a rate of 200'/round (so it can reach any possible target within 1/2 of a round). Creatures in its path must make two RRs. Failing the first, they are knocked down, suffer an "E" Impact critical, and are swept away with the wind. Failing the second RR, a victim is blinded for 2-12 minutes. The Dark Wind can attack only each target within its range once. The spell ends when they are no unattacked targets in range, if there is no one within range, or if it is dispelled.

TRUE DUPLICATION — Realm: Essence

— **List:** Physical Enhancement — **Class:** Force
— **Range:** self — **Level:** 50 — **Duration:** 1 day/level

As *Sejanus's Spell of Duplication*, except that the duplicate's levels, hits, skill bonuses, etc. are 3/4's of the caster's.



DUP
— L
— R
As
decid
the ta
they a
destrc

IMPO
— Li
— R:
As
the sp
Also,
impro
magic
grow
from/t
the eff

NEGA
— Li
— R:
Thi
the spe
simply
believ
take th
persor



DUPLICATE OTHER — **Realm:** Essence / Channeling

— **List:** Summons / Gate Mastery — **Class:** Force
 — **Range:** 10' — **Level:** 50 — **Duration:** 1 hour/level

As *Major Duplication*, except a target is duplicated. Caster can decide if the duplicate will be exactly like the original, or will be the target's exact opposite as far as outlook and alignment go. If they are opposites, the duplicate will not rest until the original is destroyed.

IMPOSSIBILITY — **Realm:** Channeling

— **List:** Chaotic Mastery — **Class:** Force
 — **Range:** 100' — **Level:** 50 — **Duration:** Varies

As *Minor Improbability*, except the range is much greater and the spell effects can be much more significant and far-reaching. Also, the effects can be completely impossible, rather than just improbable. Buildings can be swallowed up by the ground, a magical sword can be reverted back to its original ore, a person can grow a new limb, an object or being can be summoned/banished from/to another place, etc. The more impossible and/or creative the effect, the better.

NEGATIVE ILLUSIONS — **Realm:** Essence / Ment.

— **List:** Illusions / None — **Class:** Mental
 — **Range:** 100' — **Level:** Varies — **Dur:** 1 min/level

This spell can be a number of different levels, corresponding to the spell *Phantasm* (Illusion Mastery, Illusionist Base list). It does simply the opposite of a normal phantasm—it makes a person believe that something that exists, does not exist. Added senses take that sense away (e.g., a "feel" illusion makes the object or person unable to be felt until it suffers one hard blow, a "sound"

illusion makes it impossible to hear, etc). Note that this is a mind effecting spell (i.e., the object or person is really there all the time) so all who could sense it get an RR (unlike normal illusion spells). Note also that it will work on only one target, so if a person is to be made to disappear, a spell level high enough to offer enough options to cover all of his equipment, clothes, etc must be used or the spell must be cast several times.

OMNIPRESENT NAME — **Realm:** Any

— **List:** None — **Class:** Force
 — **Range:** Unlimited — **Level:** 60 — **Dur:** Permanent

It is the powerful magics within this spell that force people to speak the name of a powerful mage in hushed tones or (more wisely) not at all. When this spell is in effect, there is a percentage chance that the caster will know the name and location of the speaker: the % chance is equal to 1/2 (round up) the caster's level *minus* the speaker's level.

ENHANCEMENT — **Realm:** Any

— **List:** Physical Enhancement, etc. — **Class:** Force
 — **Range:** Touch — **Level:** 75 — **Duration:** Permanent

This spell increases both the temporary and potential statistic of the target. The lower the stat, the more it will be increased by this spell. If the statistic is below 50, it is increased by 1-30. For stats between 51-75, the increase will be 1-20, between 76-90, the increase will be 1-10, between 90-100, the increase will be 1-6, over 100 and the increase is 1-3. This spell will only work on each stat of an individual once, unless it is cast by a god or similar being. A GM may wish to make the duration of this spell — 1 day/level or 1 week/level.

| | | |
|----------------|---|-----------------|
| SL-10.8, 31 | DPs for Restricted Spell Lists | see Spell Lists |
| RH-4.5, 30 | Individual Spell Dev. | see Spell Lists |
| RIV-4.9, 26 | Multiple Spell Lists Dev. | see Spell Lists |
| RH-4.1, 15 | General Similar Skills | |
| Option 1 | "Base" rank is increased by similar skills | C☐ |
| Option 2 | "Base" rank is not increased by similar skills | C☐ |
| Option 3 | Opt 2, but similar skill ranks are not recorded | C☐ |
| Option 4 | Opt 1, but similar skill ranks are cumulative | H☐ |
| RI-4.3, 47 | Secondary Skill Acquisition Options | |
| Option 1 | Free skill ranks | see 7.0 below |
| Option 2 | Opt 1, but 10-20 free DPs | see 7.0 below |
| Option 3 | 20-30% extra DPs each development level | II☐ |
| Option 4 | 1 practice rank per 2ndary skill per half-level | H☐ |
| ChL-13.1.3, 80 | Skill for Weapon Use in "Off" Hand | A☐ |
| ChL-13.4.2, 82 | Hobbies: 5-1 or 4-2 or 3-3 | A☐ |
| RH-4.2, 15 | General vs. Specific Skill Development | |
| Standard | Standard penalties for very specific info | B☐ |
| Optional | Increased penalties for info | C☐ |
| RH-4.3, 16 | Restricting Skills | |
| Option 1 | GM restricts skills on a "world" basis | B☐ |
| Option 2 | GM restricts skills on a "culture" basis | B☐ |
| Option 3 | GM restricts skills on a "source" basis | B☐ |
| RH-4.4, 16-17 | Complementary Skills | |
| Standard | Success gives +15 bonus | C☐ |
| Option 1 | Success gives half of the comp. skill's bonus | H☐ |
| Option 2 | Opt 1, but gives "half skill rank bonus" | H☐ |
| Option 3 | Success lowers difficulty | C☐ |
| Option 4 | Bonus is +15x(% result from M/M Table) | C☐ |
| Option 5 | Opt 1 or 2, but with mod. as in Opt 5 | H☐ |
| RH-4.5, 17 | Intra Skills (see also RH p. 101) | |
| Option 1 | "Base" rank is increased by similar skills | C☐ |
| Option 2 | "Base" rank is not increased by similar skills | C☐ |
| Option 3 | Opt 2, but similar skill ranks are not recorded | C☐ |
| Option 4 | Opt 1, but similar skill ranks are cumulative | H☐ |
| RH-4.7, 17 | Universal Rapid Skill Development | B☐ |
| RH-11.4, 97 | Lore Table | II☐ |
| RH-5.5, 35 | Lvl Intensive Combat Skill Rank Bonuses | HI☐ |
| Option | Minimum +2 bonus per skill rank | ☐ |
| RIV-5.7, 30-31 | Skills for Very Old Characters | B☐ |

3.3 Resolving Actions and Maneuvers, ChL p. 43-46

| | | |
|---|---|------|
| AL-7.1, 20 | Maneuvering | Core |
| RH-5.22, 18-19 | Methods for Resolving Moving Maneuvers | |
| Standard RM "All or Nothing" resolution | Core | |
| Standard RM "Percentage" result | Core | |
| "Over 100%" results for "super-human" efforts | B☐ | |
| Using the Static Action Table for moving maneuvers | C☐ | |
| Opt. mods for the Static Action Table (RH-11.1) | C☐ | |
| Alternative Static Action Table (ChL 15.76 & RH-11.2) | C☐ | |
| RIV-3.3, 9 | Moving Maneuver Fumbles | B☐ |
| RH-5.23, 19 | Methods for Resolving Static Maneuvers | |
| Standard RM "Greater Than 100" resolution | Core | |
| Partial success for "Over 100" results | B☐ | |
| "Over 100" results for "super-human" efforts | B☐ | |
| Opt. mods for the Static Action Table (RH-11.1) | B☐ | |
| Alternative Static Action Table (ChL 15.76 & RH-11.2) | B☐ | |
| RIV-3.4, 10-11 | New Difficulties for Maneuvers | B☐ |
| ChL-14.3.1, 96 | Alternative Static Maneuver Table | B☐ |
| ChL-14.3.3, 96 | Hiding and Stalking vs. Perception | A☐ |
| RIV-3.7, 13 | Stalk & Hide Vs. Perception | B☐ |
| RH-5.1, 18 | Handling Fear | C☐ |
| Standard | A static maneuver to negate "fear" | ☐ |
| Option 1 | Use Opt 1 for "awe" | ☐ |
| Option 2 | Use Alternative Static Action Table | ☐ |
| RH-5.24, 19 | Handling Technical Skills | C☐ |
| RH-5.24, 19 | Handling Research Skills | C☐ |
| RH-5.24, 19 | Handling Xenon Skills | C☐ |

3.4-3.8 The Skills, ChL p. 46-55

| | | |
|------------------------------|--|-------------------------|
| ChL-13.2.2, 80 | Stat Bonuses for Spell Gain Rolls | A☐ |
| ChL-14.1.4, 84 | Secondary Skills & D.P. Cost Table | A☐ |
| ☐ Acrobatics | ☐ Acting | ☐ Animal Handling |
| ☐ Caving | ☐ Contortions | ☐ Cookery |
| ☐ Dance | ☐ Diving | ☐ Falsification |
| ☐ First Aid | ☐ Fletching | ☐ Foraging |
| ☐ Frenzy | ☐ Gambling | ☐ Herding |
| ☐ Leather-working | ☐ Mathematics | ☐ Meditation |
| ☐ Music | ☐ Navigation | ☐ Public-speaking |
| ☐ Rope-mastery | ☐ Rowing | ☐ Sailing |
| ☐ Seduction | ☐ Signaling | ☐ Singing |
| ☐ Skiing | ☐ Smithing | ☐ Spell-mastery |
| ☐ Star-gazing | ☐ Stone-carving | ☐ Subduing |
| ☐ Tracking | ☐ Trading | ☐ Trap-building |
| ☐ Trickery | ☐ Tumbling | ☐ Weather-watching |
| ☐ Wood-carving | | |
| RI-4.3, 47-48 | New Secondary Skills | C☐ |
| ☐ Animal Training | ☐ Appraisal | ☐ Athletic Games |
| ☐ Chemistry (Alchemy) | ☐ Crafting | |
| ☐ Diplomacy | ☐ Disarming | ☐ Gimmickry |
| ☐ Heraldry | ☐ Iai | ☐ Interrogation |
| ☐ Ki (Meditation) | ☐ Lip Reading | ☐ Reverse Stroke |
| ☐ Tactical Games | ☐ Tactics | ☐ Yado |
| RH-7.0, 23-43 | New Secondary Skills | C☐ |
| ☐ AM: Quick Draw | ☐ Advanced Math | ☐ Advertising |
| ☐ Animal Handling | ☐ Anthropology | ☐ Architecture |
| ☐ Armor Evaluation | ☐ Astronomy | ☐ Beast Mastery |
| ☐ Begging | ☐ Biochemistry | ☐ Boat Pilot |
| ☐ Body Damage Stabilization | | ☐ Brawling |
| ☐ Bribery | ☐ Camouflage | ☐ Circle Lore |
| ☐ Control Lycanthropy | ☐ Demon/Devil Lore | ☐ Detect Traps |
| ☐ Diagnostics | ☐ Direction Sense | ☐ Disarm Foe, Unarmed |
| ☐ Disarm Foe, Armed | ☐ Disguise | ☐ Distance Running |
| ☐ Divination | ☐ Dowsing | ☐ Drafting |
| ☐ Dragon Lore | ☐ Driving | ☐ Drug Tolerance |
| ☐ Duping | ☐ Engineering | ☐ Faerie Lore |
| ☐ Fauna Lore | ☐ Flora Lore | ☐ Flying/Gliding |
| ☐ Grappling Hook | ☐ Herb Lore | ☐ Hide Item |
| ☐ Horticulture | ☐ Hostile Environments | ☐ Hypnosis |
| ☐ Juggling | ☐ Jumping | ☐ Lancing |
| ☐ Lie Perception | ☐ Loading | ☐ Locate Secret Opening |
| ☐ Lock Lore | ☐ Magical Ritual | ☐ Mapping |
| ☐ Machanition | ☐ Medit., Cleansing | ☐ Medit., Death |
| ☐ Medit., Healing | ☐ Medit., Sleep | ☐ Medit., Trance |
| ☐ Metal Evaluation | ☐ Metal Lore | ☐ Midwifery |
| ☐ Military Organization | ☐ Mimicry | |
| ☐ Mimery | ☐ Mining | ☐ Missile Artillery |
| ☐ Mnemonics | ☐ Painting | ☐ Phil./Rel. Doctrine |
| ☐ Physics | ☐ Pick Pockets | ☐ Planetology |
| ☐ Play Instruments | ☐ Poetic Improv. | ☐ Poison Lore |
| ☐ Poison Percep. | ☐ Pole Vaulting | ☐ Power Perception |
| ☐ PP Development | ☐ Power Projection | ☐ Propaganda |
| ☐ Racial History | ☐ Rappelling | ☐ Read Tracks |
| ☐ Region Lore | ☐ Sanity Healing Lore | ☐ Sculpting |
| ☐ Scrounge | ☐ Second Aid | ☐ Siege Engineer |
| ☐ Sense Ambush/Assassination | | ☐ Sense Reality Warp |
| ☐ Set Traps | ☐ Silent Kill | ☐ Skating |
| ☐ Skinning | ☐ Spacial Location Awareness | |
| ☐ Sprinting | ☐ Stilt Walking | ☐ Stone Evaluation |
| ☐ Stone Lore | ☐ Streetwise | ☐ Stunned Maneuvering |
| ☐ Surfing | ☐ Surgery | ☐ Surveillance |
| ☐ Symbol Lore | ☐ Tale Telling | ☐ Targeting Skill |
| ☐ Tightrope Walking | ☐ Time Sense | ☐ Trading Lore |
| ☐ Transcend Armor | ☐ Tumbling Attack | ☐ Tumbling Evasion |
| ☐ Two Weapon Combo | ☐ Use/Remove Poison | ☐ Ventriloquism |
| ☐ Warding Lore | ☐ Weapon Evaluation | ☐ Xenon-Lores |
| RH-4.2, 26 | Ritual Magic Skills (see Casting Spells) | |
| ☐ Alchemical | ☐ Alteration | ☐ Auxiliary |
| ☐ Clerical | ☐ Druidical/Natural | ☐ Elemental |
| ☐ Influence | ☐ Informational | ☐ Summoning/Possession |
| EC-3.4, 22-23 | Element Based Skills | C☐ |
| ☐ Elemental Lore | ☐ Elemental Physics | |
| ☐ Evaluate Elemental Item | ☐ Elem. Banishment, Opt 1 | |
| ☐ Elem. Banishment, Opt 2 | ☐ Elem. Banishment, Opt 3 | |

- RI-2.4, 7-8** Magical Languages (see Casting Spells) C□
Note: Spell Casting options will vary for specific languages.
 Aionion Aisthasis Anathema Asebeia
 Aster Chaos Conscious. Earthblood
 Eirenay Gnosis Graphay Hudatos
 Ihama Iruaric Kubeia Logos
 Parapateo Petra Pneumatikos Porneia
 Purosis Qadosh Skotia Soma
 Spoudazo Thanatos Totem Xzulou
- RIV-5.8, 32** Magical Languages C□
Note: These guidelines should be used with RI-2.4, 7-8.
 Base (Professional) Languages Open & Closed Languages
- RIV-5.10, 34** Adrenal Defense Skills w/ Equipment C□
 Armored Adrenal Defense Weapon Bugei
Option 1 AADef restricted to leather armor only □
Option 2 Weapon Bugei restricted to certain MA weapons □
Option 3 Skills restricted to certain races and cultures □
- RIV-5.11, 34-35** New Secondary Skills C□
 Body Rigidity Crafting Skills Expertise
 Shield Bash Spell Trickery Summoning
 Tackling Wrestling
 Omen Law (RIV-7.6, 47) — see Campaign Material
- RIV-5.12, 34** Nature Skills C□
 Botany Nature Sense Nature Observance
 Plant Enhancing Plant Control Plant Molding
 Plant Mix
- RIV-7.7, 54** Firearm Weapon Skills C□
Note: See also Campaign Material.
 Infantry Brawling Powder Missile Weapons
 Powder Thrown Weapons Powder Missile Artillery
- AL-9.6, 25** Shield Bash B□
- RI-4.9, 52** Using **MERP** Language Skill Ranks B□
- RIV-5.12, 35-36** More Restricted Language Ratings C□
- RII-3.1, 12** Power Point Development see SL-6.0 below
- RII-7.0, 28** Directed Spells Skill for Area Spells H□
- RII-7.0, 28** Similar Directed Spells Skill H□
- RII-7.0, 30** Perception Skill for 7 Individual Senses C□
Option 1 No General Perception □
Option 2 General Perception allowed with a -30 mod □
- RII-7.0, 39** Spell Mastery for Extending Parameters H□
- RII-7.0, 39** Spell Mastery Requires Concentration C□
- RIV-5.5, 29** Using Spell Mastery for Research C□
Option 1 Effects can apply to "similar" spells □
Option 2 Simultaneous spell mastery development □
- RIV-5.14, 36** Increased PP usage for Spell Mastery C□
- RII-7.0, 40** Normal Bonuses for Stunned Maneuvering H□
- RII-7.0, 40** Separate Unarmed & Armed Subduing Skill II□
- RII-7.0, 40** Separate Subduing Skill for Creatures II□
- RII-7.0, 40** Specialized Surgery Skills II□
- RII-7.0, 41** Targeting Skill for Non-directed Spells H□
- RII-7.0, 41** Transcend Armor
Option 1 Skill is applicable to carried objects B□
Option 2 Separate skill required for each realm B□
Option 3 Skill is only applicable for Channeling C□
- RII-7.0, 42** Two Weapon Combo using 2-Handed Weapons
Option 1 Not Allowed B□
Option 2 Minimum strength bonuses required H□
Option 3 Penalties for not meeting minimum St bonus H□
- RIV-5.9, 33** A Two Weapon Combo Option C□
Option 1 TWC skill is limited by fumble range sum □
Option 2 Reciprocal mod. for negative OBs □
- RII-7.0, 30** Increase DP Cost for Xeno-Lores Skill C□
- RIII-4.1, 22** DP for Individual Great Commands C□

- RIII-7.4, 44** Linguistic Addendum C□
- RIV-5.3, 29** Meditation as a Single Skill C□
- RIV-5.4, 29** Maintaining Adrenals B□
Option 1 Increased Recovery Penalties □
Option 2 Physical damage for extended use of Adrenals □
- RIV-5.5, 29** Modified Frenzy C□
Option 1 Use Qu for frenzy OB instead of +30 □
Option 2 Shield bash required unless "must parry" applies □
- RIV-5.14, 29** Symbol Lore for Runes/Symbols/Glyphs C□
Option 1 Practice for learning "designs" □
Option 2 Designs learned based upon rank developed □
Option 3 Designs learned based upon skill rank □
- RIV-5.14, 29** Attunement Attempts Based on Skill Ranks B□

4.0 Professions, ChL p.56-58

- SL-4.0, 6** Spell Users Core
- ChL-13.3.1, 81** Additional Capabilities for Martial Artists A□
- ChL-13.3.2, 82** Animists as Herb Specialists B□
- ChL-14.2.1, 88** "No Profession" Profession
- RI-4.1, 41-44** Paladin (Semi-Chan)
 Burglar (Non) Barbarian (Non)
 High Warrior Monk (Non) Archmage (special)
 Nightblade (Semi-M) Delver (Semi-F)
- RII-2.0, 4-9** Dancer (Non)
 Scholar (Non) Trader (Non)
 Beastmaster (Semi-E) Dervish (Semi-C)
 Paladin, Opt. 1 (Semi-C) Paladin, Opt. 2 (Semi-C)
 Warrior Mage (Semi-E) Warrior Mage (Semi-M)
 Necromancer (Hybrid-C-E) Warlock (Hybrid-C-M)
 Witch (Hybrid-C-E) Conjurer (Pure M)
 Sage (Pure-M) Runemaster (Pure-E)
 Shaman (Pure-C)
- RIII-2.0, 4-16** Bounty Hunter (Non)
 Assassin (Non) Bashkar (Non)
 Farmer (Non) Duelist (Non)
 Craftsman (Non) Cavalier (Non)
 Gypsy (Non) Sailor (Non)
 Warrior (Non) Crafter (Semi-Any)
 Noble Warrior (Semi-M) Chaotic Lord (Semi-C)
 Macabre (Hybrid-Semi) Montebanc (Semi-M)
 Moon Mage (Semi-C) Sleuth (Semi-C)
 The "Professional" (Special) Crystal Mage (Hybrid-E-C)
 Magus (Pure-E or Pure-C or Hybrid-E-C)
 Dream Lord (Hybrid-E-M or Hybrid-C-M)
 Navigator Member (see RIII-7.1, 41)
 Coven Member (see RIII-7.1, 41-42)
- EC-3.0, 14-21** Elemental Channeler (Pure)
 Elemental Enchanter (Pure) Elemental Healer (Pure)
 Elemental Summoner (Pure) High Elementalist (Pure)
 Mystical Elementalist (Pure) Evil Elementalist (Hybrid)
 Elemental Chanter (Hybrid) Elemental Physician (Hybrid)
 Elemental Hunter (Semi) Elemental Warrior (Semi)
 Rogue Elementalist (Semi)
- RIV-2.0, 4-7** Arcist (special) Opt1 Opt2 Opt3 Opt4 Opt5
 Astral Traveller (Hybrid-E-M) Houri (Semi-M)
 Enchanter (Hybrid-E-M) Leader (Non)
- RII-2.7, 10-11** Changing Character Professions C□
Option 0 90 stat in prime requisite required □
Option 1 Average the old and new DP costs □
Option 2 Opt 1 for more than two professions □
Option 3 Maintain separate professions and EPs □
Option 4 Opt 3, but with one EP total, EP + (# prof.) □
Option 5 Opt 3, but with one EP total, DP + (# prof.) □
Option 6 Opt 3, but old profession is "frozen" perm. □
Option 7 Opt 6, but old profession may be "unfrozen" □
Option 8 Opt 6, but old profession "fades away" □
Option 9 Level limits on changing professions □

5.0 Experience and Advancing Levels, ChL p. 59-61

ChL-15.4.2, 63 Experience Points
 Spell Points B☐
 Religious Points B☐
 Essence Points C☐

ChL-14.2.4, 92 More Experience Point Suggestions
 Critical Points B☐
 Kill Points B☐
 Maneuver Points B☐
 Spell Points B☐

ChL-13.5.1, 83 Partial Skill Acquisition at Half-level B☐

ChL-13.5.2, 83 Additional Requirements for Skill Acquisition
 Meditation Period A☐
 Practice & Studying C☐
 Equipment & Facilities for Practice C☐
 Material & Facilities for Studying C☐

ChL-13.5.3, 83 Practice for 1 Skill Rank each Half-level B☐

ChL-14.2.2, 88 Level Bonuses for Professions & Table B☐

RI-4.7, 51 Variable Level Bonuses H☐

RII-2.6, 10 Expanded Level Bonuses II☐

RII-2.6, 10 Variable Expanded Level Bonuses
 Option 1 Free shifting of level bonuses H☐
 Option 2 Using a background opt. to shift lvl bonuses C☐

RIV-5.13, 36 Level Bonuses for Non-Standard Skills B☐

RII-2.8, 11 "Out of Play" Characters C☐

6.0 Race and Culture, p. 64-66

| | | | |
|---|---|---|---|
| <i>ChL</i> -6.1, 64 <input type="checkbox"/> Wood Elves <input type="checkbox"/> Halflings | <input type="checkbox"/> Comm. Men <input type="checkbox"/> Lesser Orcs | <input type="checkbox"/> High Men <input type="checkbox"/> Fair Elves <input type="checkbox"/> Greater Orcs | <input type="checkbox"/> Half-elves <input type="checkbox"/> Dwarves <input type="checkbox"/> Trolls |
| <i>C&T</i> -2.4.6.3, 52-59, 94 <input type="checkbox"/> Nixies <input type="checkbox"/> House Spirit <input type="checkbox"/> Nymphs <input type="checkbox"/> Cyclops <input type="checkbox"/> Fire Giants <input type="checkbox"/> Cloud Giants <input type="checkbox"/> Stone Trolls <input type="checkbox"/> War Trolls <input type="checkbox"/> Gnomes <input type="checkbox"/> Troglydites <input type="checkbox"/> Idiyva <input type="checkbox"/> Sea-Kral | <input type="checkbox"/> Pysk <input type="checkbox"/> Leprechaun <input type="checkbox"/> Satyrs <input type="checkbox"/> Forest Giants <input type="checkbox"/> Frost Giants <input type="checkbox"/> Storm Giants <input type="checkbox"/> Cave Trolls <input type="checkbox"/> Orges <input type="checkbox"/> Goblins <input type="checkbox"/> Centaurs <input type="checkbox"/> Maazhat <input type="checkbox"/> Sohleugir | <input type="checkbox"/> Dwarfs <input type="checkbox"/> Sylphs <input type="checkbox"/> Pech <input type="checkbox"/> Undines <input type="checkbox"/> Hill Giants <input type="checkbox"/> Water Giants <input type="checkbox"/> Forest Trolls <input type="checkbox"/> Snow Trolls <input type="checkbox"/> Titans <input type="checkbox"/> Hobgoblins <input type="checkbox"/> Garks <input type="checkbox"/> Mermen <input type="checkbox"/> Sstoislythi <input type="checkbox"/> Avinarc <input type="checkbox"/> Nycamerith <input type="checkbox"/> Shuikmar <input type="checkbox"/> Urloc <input type="checkbox"/> Black Gratar <input type="checkbox"/> Serug Orcs <input type="checkbox"/> Lion Centaurs | <input type="checkbox"/> Gremlins <input type="checkbox"/> Tylweth <input type="checkbox"/> Fosse-Grim <input type="checkbox"/> Yaai <input type="checkbox"/> Stone Giants <input type="checkbox"/> Mountain Giants <input type="checkbox"/> Hill Trolls <input type="checkbox"/> Mountain Trolls <input type="checkbox"/> Gnolls <input type="checkbox"/> Kobolds <input type="checkbox"/> Hira'razhir <input type="checkbox"/> Neanderthals <input type="checkbox"/> Vulfen <input type="checkbox"/> Cherubim <input type="checkbox"/> Plynos <input type="checkbox"/> Sibbicai <input type="checkbox"/> Zrax <input type="checkbox"/> Grey Gratar <input type="checkbox"/> Vard Orcs <input type="checkbox"/> Spider Centaurs |
| <i>C&T II</i> -11.0&18.0, 50-55&95 <input type="checkbox"/> Dragonians <input type="checkbox"/> Quishadi <input type="checkbox"/> Scrav <input type="checkbox"/> Green Gratar <input type="checkbox"/> Red Gratar <input type="checkbox"/> Bull Centaurs <input type="checkbox"/> Lizard Centaurs | <input type="checkbox"/> Tallfellow Halflings <input type="checkbox"/> Dark Tribes <input type="checkbox"/> Grey Elves <input type="checkbox"/> Half-elves B <input type="checkbox"/> Half-elves E <input type="checkbox"/> Half-ogres <input type="checkbox"/> Minoths <input type="checkbox"/> Rancids <input type="checkbox"/> Sea Trolls <input type="checkbox"/> Yellow Gratar <input type="checkbox"/> Black Ores <input type="checkbox"/> Deer Centaurs <input type="checkbox"/> Scorpion Centaurs | <input type="checkbox"/> Northmen <input type="checkbox"/> Dark Elves <input type="checkbox"/> Half-elves C <input type="checkbox"/> Half-dwarves <input type="checkbox"/> Half-elves F <input type="checkbox"/> Half-trolls <input type="checkbox"/> Great Men | <input type="checkbox"/> Stout Halflings <input type="checkbox"/> Arctic Men <input type="checkbox"/> Aquatic Elves <input type="checkbox"/> Half-elves D <input type="checkbox"/> Half-orcs |

EC-5.0, 64-68
 Elf Crossbreeds, 22 Elements _____

 Human Crossbreeds, 22 Elements _____

 Pure Elemental Beings, 22 Elements _____

7.0 Background & Special Abilities, ChL p. 68

ChL-7.2, 68 Starting Money: _____ + D100 sp A☐

ChL-13.1.4, 80 Ambidexterity B☐

ChL-14.2.3, 88 Background Options & Table A☐

ChL-14.2.6, 94 Height, Weight, and Size & Table B☐

RI-6.42, 66-67 Weight for Human Forms B☐

RI-4.6, 51 Adolescence Skill Ranks
 Option 1 Extra adolescence skill ranks based on culture B☐
 Option 2 All adolescence skill ranks based on culture C☐
 Option 3 Combine Options 1 & 2 B☐

RI-4.3, 47 Secondary Skill Acquisition Options
 Option 1 Free skill ranks during initial development B☐
 Option 2 Opt 1, but free DPs B☐

RI-4.5, 49-51 Background Options
 Option 0 One roll per background option used B☐
 Option 1 Three rolls per two background option used H☐
 Option 2 A free roll for a "01-10" roll C☐
 Option 3 Roll and then decide section to use H☐
 Option 4 Reroll all results if total result is undesired H☐
 Option 5 2 or 3 background options to choose a result H☐
 Option 6 One roll per two background option used C☐

RII-7.2, 42 Social Standing C☐
 Option Profession restrictions based on social standing ☐

RIV-6.1, 37-40 Selectable Background Options H☐
 Option Double provided costs B☐

RIV-6.3, 44 Starting Language Ranks B☐

8.0 Keeping Track of a Character, ChL p. 69-70

11.0 Non-Player Characters, ChL p. 76-77

RI-9.1, 78 Sibling Generation C☐

RI-10.2, 81-82 Level vs. Bonus Summary C☐

RII-2.8, 11 "Out of Play" Characters see 6.0 above

15.0 Tables and Play-aids, ChL p. 38-101

RI-10.3, 82-90 The Qabbals C☐



SPELL LAW

3.0 Realms of Power, SL p. 6

ChL-14.2.5, 94 Professions vs. Realms of Power
 Variable Realms for Certain Professions (GM Approval) B☐
 Monks/Bards — Charltonian View (Essence-based) C☐
 Monks/Bards — Amthorian View (Mentalism-based) C☐
 Monks/Bards — Both allowed A☐

RII-2.5, 10 Realm Variability for Semi Spell Users C☐

EC-2.0-3.0, 7-15 Elemental Realms of Power (see below) C☐
 Option 1 One realm of power for each element ☐
 Option 2 Only one "elemental" realm of power ☐
 Option 3 No "elemental" realm of power ☐

- RH-10.4, 80-82
 - Exorcism
- RH-9.4, 66-70
 - Animal Ways
 - Spirit Mastery
- RH-10.3, 76-79
 - Deadly Dances
 - Teledance
- RH-8.2, 46-52
 - Chaotic Armor
- RH-8.3, 53-55
 - Moon Madness
- RH-8.5, 58-59
 - Sleuth's Senses
- Paladin* Base Lists
 - Laying On Hands
 - Shielding Ways
 - Arm's Way
- Shaman* Base Lists
 - Spirit Healing
 - Visions
 - Spirit Summoning
 - Trances
- Dervish* Base Lists
 - Travelling Dances
 - Communing Dances
 - Fascination Dances
 - Changing Dances
- Chaotic Lord* Base Lists
 - Chaotic Weapons
 - Chaos Mastery
- Moon Mage* Base Lists
 - Moon Mastery
 - Metamorphose
- Sleuth* Base Lists
 - Animal Bonding
 - Escaping Ways
 - Analyses
 - Time's Sense

13.0 Essence Spell Lists, SL p. 71-104

- RIV-8.5.1, 67 *Open List*
 - Pleasures
- RIV-8.5.3, 69 *Open List*
 - Weapon Alterations
- RI-3.52, 29 *Closed List*
 - Familiar's Law
- RIV-8.5.4, 70 *Closed List*
 - Counterspells
- RI-3.54, 30 *Alchemist* Base List
 - Alchemical Prep.
- RH-10.61, 85 *Magician* Base List
 - Elemental Summons
- RH-10.63, 86 *Magician* Base List
 - Conveying Ways
- RIV-8.4, 63-66 *Evil Magician* Base Lists
 - Foul Changes I
 - Foul Changes II
- RI-3.8, 40-41 *Delver* Base Lists
 - Material Transport
 - Delving Law
 - Constructing Ways
 - Mannish Ways
 - Symbol Imbedding
- RH-9.1, 56-59 *Conjurer* Base Lists
 - Circles of Protection
 - Demon Mastery
 - Circles of Power
 - Circles of Summoning
- RI-9.3, 63-66 *Rune* Base Lists
 - Words of Power
 - Warding Law
 - Rune Law
 - Glyph Law
- RH-10.1, 71-73 *Beastmaster* Base Lists
 - Combat Enhancement
 - Animal Bonding
 - Sense Enhancement
 - Movement Enhancement
- RH-10.2, 74-75 *Warrior Mage* Base Lists
 - Mind's Touch
 - Elemental Ways
 - Highriding

14.0 Mentalism Spell Lists, SL p. 105-138

- RI-3.56, 32 *Open List*
 - Warding Ways
- RIV-8.5.1, 67 *Open List*
 - Pleasures
- RIV-8.5.2, 68 *Open List*
 - Mind's Grip
- RH-10.62, 85 *Scor* Base List
 - Guarded Sight
- RI-3.3, 23-25 *Nightblade* Base Lists
 - Phantom's Face
 - Poison Mastery
 - Phantom Movements
 - Adrenal Focus
 - Distractions
- RI-9.2, 59-62 *Sage* Base Lists
 - Recreations
 - Weave Tale
 - Analysis
 - Absorb Knowledge
 - Lore's Master
- RH-8.1, 44-45 *Montebanc* Base Lists
 - Disguise Mastery
 - Beguiling Ways
 - Mystic Escapes
 - Appraisals
- RH-8.4, 56-57 *Noble Warrior* Base Lists
 - Noble Armor
 - Noble Weapons
- RIV-8.2, 60-61 *Houri* Base Lists
 - Influences
 - Alluring Ways
 - Kisses
 - Hour's Change

Hybrid Spell Lists, p. 105-138

- RH-8.1, 44-47
 - Animate Dead
 - Commune
- RH-8.2, 48-52
 - Changeling
 - Visions of Doom
- RH-8.3, 53-55
 - Glamours
 - Candle Magic
- RH-8.6, 60-65
 - Power Words
 - Linguistics
- Necromancer* Base Lists (C-E)
 - Death Mastery
 - Summon Dead
 - Dark Law
 - Undead Mastery
- Warlock* Base Lists (C-M)
 - Scrying Guard
 - Evil Eye
 - Doom's Law
 - Revenging Law
- Witch* Base Lists (C-E)
 - Earth Mastery
 - Potion Magic
 - Nature's Mastery
 - Conjuring Ways
- Magus* Base Lists (E-C or Ess or Chan)
 - Runes & Symbols
 - Command Words
 - Signs of Power
 - Spirit Runes

- RH-8.7, 66-73
 - Crystal Power
 - Crystal Mastery
 - Fiery Ways
- RH-8.8, 74-77
 - Dream Guard
 - Dream Lore
- RIV-8.1, 56-59
 - Outer Plane Law
 - Xeno-Lores
- RIV-8.3, 62
 - Illusion Law
- Crystal Mage* Base Lists (E-C)
 - Crystal Magic
 - Deep Earth Commune
 - Brilliance Magic
 - Crystal Runestone
- Dream Lord* Base Lists (E-M or C-M)
 - Dream Law
 - Dream State
- Astral Traveller* Base Lists (E-M)
 - Elemental Travel
 - Elemental Summons
- Enchanter* Base Lists (E-M)
 - Enchanting Law

Arcane Spell Lists

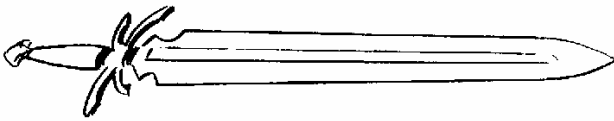
- RI-3.1, 10-17
 - Entity Mastery
 - Spell Coordination
- RI-10.5, 82-84
 - Stone Lore
- RH-11.0, 84-85
 - Plasma Mastery
- RH-9.0, 78
 - Way of the Navigator
- RH-10.0, 79-83
 - Allurement
 - Brewing Lore
 - Wax Magic
- RIV-8.6, 71-72
 - Acid Law
- Earthblood's Ways
- Mana Fires
- Shapechanging Ways
- Spell Triggers
- Wood Shaping
- Metal Lore
- Nether Mastery
- Arcane Navigator* Base List
- Arcane Coven* Base Lists
 - Household Magic
 - Hearth Magic
 - Mending Ways
 - Barrier Ways
- Sonic Law

Individual and Special Spells

- RI-3.6, 33-36 *Spells #1-40* All
 - #s _____
- RI-3.7, 36-39 *Spells #1-70* All
 - #s _____
- RIV-9.0, 73-75 All
 - #s _____
- RH-4.1, 22-23 *Great Commands* All
 - Commands of the Outer Circle, #s _____
 - Commands of the Second Circle, #s _____
 - Commands of the Third Circle, #s _____
 - Commands of the Stone Circle, #s _____
 - Commands of the Ancient Circle, #s _____
 - Commands of the Primitive Circle, #s _____
 - Commands of the Circle of the Night, #s _____
- RH-4.2, 23-25 *Spirit Runes* All
 - Minor Spirit Runes, #s _____
 - Major Spirit Runes, #s _____
 - Lord Spirit Runes, #s _____
 - Spirit Runes of Might, #s _____
 - Spirit Runes of the Pale, #s _____
 - Spirit Runes of Power, #s _____
- RH-7.1, 41-42 *Arcane Coven Base Spells* All
 - On Barrier Ways list, #s _____
 - On Allurement list, #s _____
 - On Household Magic list, #s _____
 - On Brewing Lore list, #s _____
 - On Wax Magic list, #s _____
 - Final Curse
- EC-4.0, 27-63 *Elemental Spell Lists* All
 - Open Lists, 4.1.1-4.1.15 _____
 - Closed Lists, 4.2.1-4.2.26 _____
 - Base Spell Lists, 4.3.1-4.3.15 _____

15.0 Tables, p. 139-153

| | | |
|----------------------|--|----------------------------|
| <i>RIII-7.5, 44</i> | Using the <i>RMCI</i> Critical Tables | <input type="checkbox"/> C |
| <i>RIII-12.1, 86</i> | Plasma Critical Table | <input type="checkbox"/> H |
| <i>RIII-12.2, 87</i> | Acid Critical Table | <input type="checkbox"/> B |
| <i>RIII-12.3, 88</i> | Physical Alteration Critical Table | <input type="checkbox"/> C |
| <i>RIII-12.4, 89</i> | Depression Critical Table | <input type="checkbox"/> C |
| <i>RIII-12.5, 90</i> | Stress Critical Table | <input type="checkbox"/> B |
| <i>RIII-12.6, 91</i> | Shock Critical Table | <input type="checkbox"/> B |
| <i>RIII-12.7, 92</i> | Disruption Critical Table | <input type="checkbox"/> H |
| <i>EC-10.1, 112</i> | Aether/Nexus Critical Table | <input type="checkbox"/> C |
| Option | Multi-round orientation rolls | <input type="checkbox"/> |
| Option | No RRs for physical alteration criticals | <input type="checkbox"/> |
| Option | No RRs for reality checks | <input type="checkbox"/> |
| Option | Reality check effects for successful RRs | <input type="checkbox"/> |
| <i>EC-10.2, 113</i> | Mental Critical Table | <input type="checkbox"/> C |
| Option | Increased stat reduction effects | <input type="checkbox"/> |
| Option | Additional physical damage | <input type="checkbox"/> |
| <i>EC-10.3, 115</i> | Time Critical Table | <input type="checkbox"/> C |
| Option | Increased stat reduction effects | <input type="checkbox"/> |
| Option | Biased temp/pot determination rolls | <input type="checkbox"/> |
| Option | Recording relative drops of temp/pot stats | <input type="checkbox"/> |
| Option | Additional physical damage | <input type="checkbox"/> |
| <i>EC-10.4, 116</i> | Vibration Critical Table | <input type="checkbox"/> C |



ARMS LAW & CLAW LAW

3.0 The Tactical Combat Sequence, AL p. 7-9

| | | |
|------------------------|---|----------------------------|
| <i>SL-7.0, 13</i> | Tactical Considerations | Core |
| <i>AL-9.1, 24</i> | Changing Targets | <input type="checkbox"/> B |
| <i>AL-9.2, 25</i> | Missile Weapons in Melee | <input type="checkbox"/> B |
| <i>AL-9.3, 25</i> | Fire While Moving | <input type="checkbox"/> B |
| <i>RI-6.2, 63</i> | Action Time Requirements | <input type="checkbox"/> A |
| <i>RI-6.7, 69-70</i> | An Initiative System | <input type="checkbox"/> B |
| <i>RIV-3.5, 11-12</i> | <i>RMCI</i> Initiative System Revisited | <input type="checkbox"/> |
| <i>RIV-3.10, 15-18</i> | An Activity Point Based Turn Sequence | <input type="checkbox"/> B |
| <i>RIV-3.11, 18-21</i> | A Revised Combat Sequence | <input type="checkbox"/> B |
| <i>RIII-3.1, 17</i> | Simplified Initiative | <input type="checkbox"/> C |
| <i>RIII-3.2, 17</i> | Surprise (one roll per "group") | <input type="checkbox"/> A |
| Option 1 | No surprise for a group "aware" of their foes | <input type="checkbox"/> A |
| Option 2 | Average the rolls for members of group | <input type="checkbox"/> B |

4.0 Defensive Capabilities, AL p. 10-13

| | | |
|-------------------|----------------------------|----------------------------|
| <i>AL-9.8, 26</i> | Optional Armor Damage Rule | <input type="checkbox"/> B |
|-------------------|----------------------------|----------------------------|

5.0 Offensive Capabilities, AL p. 14-16

| | | |
|------------------------|--|----------------------------|
| <i>AL-9.4, 25</i> | Reloading | <input type="checkbox"/> B |
| <i>AL-9.6, 25</i> | Shield Bash (see also <i>ChL-3.0</i> Options) | <input type="checkbox"/> B |
| <i>RIV-3.6, 25</i> | Shield Bashes | <input type="checkbox"/> B |
| <i>AL-9.7, 25</i> | Weapon Bonuses for Missile Weapons | <input type="checkbox"/> C |
| Option 1 | Apply both bonuses | <input type="checkbox"/> |
| Option 2 | Apply smaller of two bonuses | <input type="checkbox"/> |
| <i>AL-9.9, 26</i> | Bare Hand Attacks | <input type="checkbox"/> A |
| <i>RI-6.41, 64-66</i> | Throw Weight Bonus | <input type="checkbox"/> H |
| Option 1 | Table — less realistic, but more balanced | <input type="checkbox"/> C |
| Option 2 | Formula — more realistic | <input type="checkbox"/> H |
| | Throw weight bonus cannot be used for parrying | <input type="checkbox"/> B |
| <i>RIII-3.3, 17</i> | Self-reloading Weapons | <input type="checkbox"/> C |
| <i>RIII-3.5, 18-19</i> | Mounted Combat | <input type="checkbox"/> B |

6.0 Combat Resolution, AL p. 17-19

| | | |
|------------------------|--|----------------------------|
| <i>AL-9.4, 25</i> | Chance for Initiative Determination | <input type="checkbox"/> B |
| <i>AL-9.10, 26</i> | Additional Effects of "Stun" Rounds | <input type="checkbox"/> B |
| <i>RI-6.1, 61-63</i> | The Condensed Combat System | <input type="checkbox"/> C |
| <i>RI-6.3, 64</i> | Breaking "150" | <input type="checkbox"/> H |
| Option 1 | Limit damage to 2x or 3x | <input type="checkbox"/> B |
| Option 2 | Limit open-ended rolls to 100 over attack roll | <input type="checkbox"/> B |
| Option 3 | As Option 2, except for criticals | <input type="checkbox"/> B |
| Option 4 | A separate roll for each critical | <input type="checkbox"/> H |
| Option 5 | The same roll for all criticals | <input type="checkbox"/> B |
| <i>RIV-3.8, 13</i> | Breaking "150" Revisited | <input type="checkbox"/> B |
| <i>RIII-3.6, 19-21</i> | A Super-Fast Combat System | <input type="checkbox"/> C |

12.0 Additional Weapon Statistics, AL p. 31

| | | |
|---------------------|-------------------|----------------------------|
| <i>AL-12.0, 31</i> | Fantasy Weapons | <input type="checkbox"/> C |
| <i>RIII-3.4, 18</i> | New Weapons Table | <input type="checkbox"/> C |

13.0 Animal & Monster Statistics, AL p. 32-35

| | | |
|----------------------------------|--|----------------------------|
| <i>C&T-2.0, 2-63</i> | Creatures (examine case-by-case) | <input type="checkbox"/> B |
| <i>C&T II-3.0-13.0, 9-59</i> | Creatures (examine case-by-case) | <input type="checkbox"/> C |
| <i>RI-7.0, 72-76</i> | Creatures (examine case-by-case) | <input type="checkbox"/> C |
| <i>RII-6.2, 22</i> | Spirits (examine case-by-case) | <input type="checkbox"/> C |
| <i>RIII-6.2, 39</i> | Monster Mashing: OBs Based on Level | <input type="checkbox"/> H |
| <i>EC-6.0, 69-100</i> | Elemental Creatures (examine case-by-case) | <input type="checkbox"/> C |
| <i>EC-16.1, 135</i> | Elemental Growth | <input type="checkbox"/> C |

15.0 Tables, AL p. 38-94

| | | |
|-------------------|----------------------------|----------------------------|
| <i>RI-6.6, 69</i> | Martial Arts Fumble Tables | <input type="checkbox"/> A |
|-------------------|----------------------------|----------------------------|

CAMPAIGN MATERIAL

| | | | |
|----------------------------------|---|-------------------------------------|------------------------------------|
| <i>Campaign Law</i> (all) | Core | | |
| <i>C&T-4.0, 82-91</i> | Encounters | <input type="checkbox"/> B | |
| <i>C&T II-16.0, 90</i> | Encounters | <input type="checkbox"/> B | |
| <i>RI-2.2, 5-6</i> | Earthnodes | <input type="checkbox"/> C | |
| <i>RI-2.5, 8-10</i> | The Ethereal Plane & Other Planes | <input type="checkbox"/> C | |
| <i>RI-8.0, 76-78</i> | City Design | <input type="checkbox"/> C | |
| <i>RII-4.6, 17</i> | Regions & Climates for Foraging & Lore | <input type="checkbox"/> C | |
| <i>RII-6.2, 20-22</i> | The Spirit World | <input type="checkbox"/> C | |
| <i>RIII-7.1, 40-42</i> | Arcane Societies | <input type="checkbox"/> C | |
| | Librarians of Imperial Eldea | <input type="checkbox"/> C | |
| | The Navigators | <input type="checkbox"/> C | |
| | Covens | <input type="checkbox"/> C | |
| <i>EC-2.0, 7-13</i> | The Elements | <input type="checkbox"/> C | |
| <input type="checkbox"/> Air | <input type="checkbox"/> Cold | <input type="checkbox"/> Light | <input type="checkbox"/> Vibration |
| <input type="checkbox"/> Water | <input type="checkbox"/> Gravity | <input type="checkbox"/> Heat | <input type="checkbox"/> Dark |
| <input type="checkbox"/> Inertia | <input type="checkbox"/> Earth | <input type="checkbox"/> Electrical | <input type="checkbox"/> Fire |
| <input type="checkbox"/> Ice | <input type="checkbox"/> Wind | <input type="checkbox"/> Plasma | <input type="checkbox"/> Void |
| <input type="checkbox"/> Aether | <input type="checkbox"/> Chaos | <input type="checkbox"/> Nether | <input type="checkbox"/> Nexus |
| <input type="checkbox"/> Spirit | <input type="checkbox"/> Time | | |
| <i>EC-13.0, 124-126</i> | Elemental Theory | <input type="checkbox"/> C | |
| <i>EC-14.0, 127-129</i> | Elemental Planes | <input type="checkbox"/> C | |
| <i>EC-15.0, 130-134</i> | Proto-Elemental Material | <input type="checkbox"/> C | |
| <i>RIV-3.2, 8-9</i> | Morale | <input type="checkbox"/> C | |
| <i>RIV-6.2, 41-44</i> | Spicing up PC/NPC Backgrounds | <input type="checkbox"/> C | |
| | Using these tables for "events" on a trip or voyage | <input type="checkbox"/> C | |
| <i>RIV-6.4, 45-46</i> | Quick NPC Generation | <input type="checkbox"/> C | |
| <i>RIV-7.1, 47-48</i> | Alignment | <input type="checkbox"/> C | |
| <i>RIV-7.6, 47</i> | Omens & Omen Lore Skill | <input type="checkbox"/> C | |
| <i>RIV-7.1, 52-54</i> | Natural & Unnatural Phenomena | <input type="checkbox"/> C | |
| <i>RIV-7.7, 54-55</i> | Firearm Weapon Skills | <input type="checkbox"/> C | |
| Option | Base DP cost on culture and available training | <input type="checkbox"/> 0 | |

SPELL & SPELL LIST INDEX — A-B

- A**
- Abandon III22
 Abjuration I28
 Absolution 49, 55, 62, 97
 Absolution Pure 49, 62, 97
Absorb Knowledge **II61**
 Access Set II49, II85
 Ache 95
 Acid Ball IV71
 Acid Bolt III IV71
 Acid Bolt IV71
Acid Law **IV71**
 Acid Mass IV71
 Acid Mastery IV71
 Acid Storm IV71
 Acid Weapon IV71
 Acidic Armor IV71
 Additional Equal Criticals III25
 Additional Lesser Criticals III24
Additional Spells **I33**
 Additional Stored Spell I16
 Additional Unbalancing Criticals III24
 Adrenal Focus I, II, III, IV I25
Adrenal Focus **I25**
 Afterthoughts 47, 62, II61
 Aggravated Thief I28
 Aging I, II, III, IV, V, VI, VII, X, True II44, II45
 Agony 95
 Aim True 72
 Aim Untrue I, II, III 81, 108, II72, II80
 Aim Untrue Organic 56
 Aiming 72
 Air Analysis I40
 Air Link I32
 Air Stop 84, 99, 113, 133
 Air Wing I, II, III, True II86
 Airing III79
 Airwall 38, 84, 113, 133, II80
 Airwall True 38, 113, 133
 Alarm IV56
 Alarm Ward II65
Alchemical Preparations **I30**
 Alert II70
 Alert Ward II65
 Alien Form IV56
 Alien Form True IV56
 Alien Presence IV56
 Aligned III25
 Alkar 41, III79
Allurement **III42, III79**
Alluring Ways **IV61**
 Alter State III84
 Amnesia I31, III45
 Amnesia True I31
Analyses **III58**
 Analysis (Caster, Danger, Realm, Spell) III61
 Analysis .76, 119, E30, I40, II60, III58
Analysis **II60**
 Analysis True I40
 Analyze Mechanism I40
 Analyze Symbol 47
 Analyze Symbol True 47
 Anathematize I28
 Animal Bonding I, II, III, IV, V, True II71
Animal Bonding **II71**
 Animal Call 55, I18, II54
 Animal Change I17, I20
 Animal Change True I17, I20
 Animal Empathy 42, 55, I18
 Animal Facade 56, 59, I17, I20
 Animal Fertility IV66
 Animal Fertility True IV66
 Animal Form 56, 59, I17, I20
 Animal Form True 56, 59
 Animal Growth II54
 Animal Lifegiving I18
 Animal Lifegiving True I18
 Animal Location 55, I18
 Animal Lore IV59
 Animal Master I, II, III, V, X II66
Animal Mastery **55, II8**
 Animal Mastery I, III, V 42, 55, I18, I29, II54
 Animal Mastery True II54
 Animal Restoration True I18
 Animal Sense I20
 Animal Sight I20
 Animal Sleep I, III 55, I18, II54
 Animal Speech I, II, III, V, VI II66
 Animal Staff I19
 Animal Study I17
 Animal Summon I, X II54
 Animal Summons I, II, III, V, X, True 55, I18, II58
 Animal Thoughts 59, I20
 Animal Tongues 42, 55, 58, I17, I18, II54
 Animal Way I20
Animal Ways **II66**
 Animal's Way I17
 Animate Dead I, II, III, IV, V, VI, VII, VIII, IX, True 61, II44
Animate Dead **II44**
 Animate III60
 Animate Rock I21
 Animate Tree I22
 Animation I24
 Animation True I24
 Animist's Eye 56
 Anti-Channels I, III, V, VIII, X, True 48
 Anti-Channels I27
 Anticipation 65, III59
 Anticipation II, III, True 65, III59
Anticipations **108**
 Anticipations I08
 Anticipations I, III, V I21, II69
 Anticipations True I08, I21, II69
 Anti-magic Aura IV70
 Antipathy IV60
 Antipathy True IV60
 Appraisal True III45
Appraisals **III45**
Arachnemancy **IV63**
 Arachnemastery IV63
 Area Curse True II52
Area Elemental Curses **E55**
Arm's way **II81**
 Armor I33
 Armor I, II, III, IV 88
 Armor Change IV69
 Armoring Chain, Cloth, Leather, Plate, Robes III56
 Arterial Repair I22
 Artifact Personality III25
 Artificial Body I39
 Artificial Flesh I24
 Artificial Flesh True I24
 Assassination I28
 Assault I28
 Assessment True I27
 Asthma 60
Attack Avoidance **108**
 Attack II81
 Attention IV61
 Attraction IV61
 Audio Attack I16
 Audio Control I16
 Aura 41, II80
 Aura Blaze 65
 Aura I, III, IV, True III72
 Awake 92, 106
 Awake True 106
 Awaken II81, III76
 Awakening 42, 53, I23, II70
 Awareness 64, 109, 117, 119
 Awareness True I17
 Awareness Ward II65
 Aweful Forest I37
- B**
- Balance 75, 92, 113, III44
 Balance I, II, III II72, II73
 Banish Demon I, II, III, IV, V, VI II80
 Banish Normal, Strong, Weak Elemental E41
 Banishment 97, I28
 Banishment True I28
 Banquet III81
 Banquet Table I34
Barrier Law **38**
 Barrier Pit 38, II80
Barrier Ways **III42, III80**
 Basic Analysis I31
 Basic Delivery I32
 Bar Wings IV64
 Battle Calm I19
 Battle Cry I30
 Battle Fires I15
 Be Not III23
 Beacon 65, 83, 86, 107
 Beacon V, X III72
 Beam of Dissolution III84
 Beast Change I20
 Beast Change True I20
 Beast Form I17, I20
 Beast Staff I19
 Beast Study I17
 Beastly Tongues I17
 Beat II76
 Beauty of Arraer 60
 Befriend I18
 Befriending 55, I18, I29
 Beguile I23
Beguiling Ways **III45**
 Bending I09
 Bind Demon I, True II55
 Bind Greater, Lesser, Minor, Standard Elemental Spirit E46
 Bind III60, III84
 Bio-Metamorphosis III55
 Bio-Metamorphosis True III55
 Bio-Metamorphosis Typing III55
 Birdstaff I19
 Birth Sign III55
 Black Candle III82
 Black Channel I, II, III 62, 99
 Black Channels III I38
 Black Imprecation I36
 Black Lore 47, 62
 Black Lore Mastery 62
 Black Rune I11
 Black Tentacles IV73
 Blade Change IV69
 Bladebreak I12
 Bladerune Research I11
Bladerunes **110**
 Bladeturn I, II, III 81, 108, II72, II80
 Bladeturning Organic 56
 Blank Thought I17
 Blank Thoughts 59, I20
 Blast III60
 Bleed III60
 Bleeding I, II, III, IV, V, True II50
 Bleeding III24
 Bleeding Metal E57
 Bless I, II, III, V 48, 57
 Bless Tales 62
 Blessing Analysis 62
 Blight I, II, III II53
 Blind 86
 Blind Distance I40
 Blind Ward III65
 Blinding 49, 65, I31, I23, III62
 Blindness E56
 Blink I14
 Blood Disease Cures 51
Blood Law **43**
Blood Mastery **122**
 Blood Repair True I22
 Blood Repairs True 51
Blood Ways **51**
 Blown Kiss IV60
 Blue Candle III82
 Blur 81, 85, 107, I31, I14, II72, II80, III44, III72
 Blur Vision I16, I31
 Blurring Dance II77
 Body Armor I25
 Body Control I24
 Body of Mist I38
 Body Preparation IV64, IV65
Body Reins **92**
Body Renewal **92**
 Body Shifting 92, II78
 Body Weaponry I25
 Body Wish I37
 Bogs E55
 Boil Liquid 82, III71
 Boil Water I12
 Boil/Freeze Water I32
 Boltlets I, II, III F41
 Bond Greater, Lesser, Minor, Standard Elemental Spirit E46
 Bone Break I, II, III, IV, True II50
 Bone Death 99
Bone Law **45**
 Bone Lore 45, I23
Bone Mastery **123**
 Bone Regeneration 52, I23
 Bone Regeneration True 52
 Bone Transplant I23
Bone Ways **52**
 Bowbreak I12, II84
 Brain Regeneration 43, I24
 Brain Repair 53
 Break Blade IV69
 Break Limb 99
 Breezes Call 39
 Breezes 84
 Brew Acids, Alcohol, Antidote, Euphorics/Narcotics, Hallucinogens, Healing Drugs, Major Poison, Minor Poison, Stimulants, Truth Drug III80, III81

SPELL & SPELL LIST INDEX — B-C

| | | |
|---|---|--|
| <p>Brew Potion I, III, V, VII, X III80, III81</p> <p>Brewing Lore III42, III80</p> <p>Brewing Mastery III81</p> <p>Bridge 119</p> <p>Brilliance 107</p> <p>Brilliance Magic III72</p> <p>Broken Hold 137</p> <p>Brown Candle III82</p> <p>Brush Fires E56</p> <p>Bubble True I39</p> <p>Burgundy Candle III82</p> <p>Burial 128</p> <p>Burn III22</p> <p>Bypass Stored Spell 116</p> <p>Bypass Stored Spell II 116</p> | <p>Changeling Kind Mastery III48</p> <p>Changeling Mastery III48</p> <p>Changeshape III22</p> <p>Changing 77, 113, 132</p> <p>Changing Dances III78</p> <p>Changing Facade 85</p> <p>Changing Lungs 75, 113, 132</p> <p>Channeling II-13</p> <p>Channel Opening 50</p> <p>Channel Opening True 50</p> <p>Channeling Analysis III58</p> <p>Channeling Dance I, II, True III79</p> <p>Channeling Resistance 40, 73, 110</p> <p>Channeling Shield 40, 73, 110</p> <p>Channeling Strike III46</p> <p>Channels 49</p> <p>Channels I, III, V, VIII, X 49, 62</p> <p>Chant 128</p> <p>Chant True E28</p> <p>Chaos Bolt IV73</p> <p>Chaos Mastery III46</p> <p>Chaos Mastery III47</p> <p>Chaos Presence III47</p> <p>Chaotic Armor I, II, III, IV, V, VI III48</p> <p>Chaotic Armor III47</p> <p>Chaotic Strike I, II, III, IV, V III46</p> <p>Chaotic Weapons III46</p> <p>Charge Rod Staff, Wand 90, III54, III65</p> <p>Charm Animal III82, III79</p> <p>Charm Kind 78, 116, III74, III82, III45</p> <p>Charm Man IV60</p> <p>Charm Opposite Sex I, II, V, VII, X III79</p> <p>Charm Plant III79</p> <p>Charm Power Word III63</p> <p>Charm Same Sex III79</p> <p>Charm Song 125</p> <p>Charm Song True 125</p> <p>Charm Spider IV63</p> <p>Charm True III79</p> <p>Charming Mastery III79</p> <p>Charming Tale III62</p> <p>Charming Tale True III62</p> <p>Cheating 128</p> <p>Chill Metal 83</p> <p>Chill Solid 83, 112, 133</p> <p>Chilled Bones E56</p> <p>Chilled E55</p> <p>Chills 60</p> <p>Choke III22</p> <p>Circle Aflame 82</p> <p>Circle Flame III71</p> <p>Circle Mastery III63</p> <p>Circle of Blindness III42</p> <p>Circle of Cold 83</p> <p>Circle of Dark III45</p> <p>Circle of Fire III5</p> <p>Circle of Nether III85</p> <p>Circle of Plasma III84</p> <p>Circles of Power III56</p> <p>Circles of Protection III57</p> <p>Circles of Summoning III58</p> <p>Cleaning I, II, III, IV, V, X, Mastery, True III79</p> <p>Cleanse E63, III80, III73</p> <p>Cleanse Life Essence III86</p> <p>Cleansing III79</p> <p>Clear Skies 39, III78</p> <p>Clear Water 112</p> <p>Clear/Desalinate Water 132</p> <p>Cleave Earth IV73</p> | <p>Cleaving Rune III0</p> <p>Climbing I III72</p> <p>Cling 124</p> <p>Cloaking 107</p> <p>Close Window III70</p> <p>Clot I, III 110</p> <p>Clotting Curse 60</p> <p>Clotting I, III, V, True 43, 51, 92, 122</p> <p>Clotting 126</p> <p>Cloud Mastery 113</p> <p>Cloud Scrying III49</p> <p>Cloud Shaping 133</p> <p>Cloud Sight III85</p> <p>Clouds of Dark 94</p> <p>Clouds of Darkness 94, 123</p> <p>Code Analysis III58</p> <p>Cold Analysis 140, III60</p> <p>Cold Ball 83, III74</p> <p>Cold Mastery 83</p> <p>Cold Power Word III63</p> <p>Cold Resistance 48, 57, 106</p> <p>Cold Resistance True 106</p> <p>Cold True 83</p> <p>Coldarmor 76</p> <p>Collapse Lung 99</p> <p>Coma 116</p> <p>Coma's Tale III62</p> <p>Combat Enhancement III72</p> <p>Combat I, II, III, IV, V, VIII, True III72</p> <p>Combine IV69</p> <p>Coming of Age 128</p> <p>Command I, II, III, IV, V, VI 113</p> <p>Command III22</p> <p>Command Power Word III63</p> <p>Command Words III63</p> <p>Commands of the Ancient Circle III22</p> <p>Commands of the Circle of Night III23</p> <p>Commands of the Outer Circle III22</p> <p>Commands of the Primitive Circle III23</p> <p>Commands of the Second Circle III22</p> <p>Commands of the Stone Circle III22</p> <p>Commands of the Third Circle III22</p> <p>Communal Ways 50</p> <p>Commune I, III, True 50, 63, III46</p> <p>Commune III46</p> <p>Commune III22</p> <p>Communing Dance III79</p> <p>Communing Dance True III79</p> <p>Communing Dances III79</p> <p>Communique IV74</p> <p>Compassion III22</p> <p>Complex Contingency 116</p> <p>Complex Spell II, III, IV, V 116</p> <p>Complex Spell Store 116</p> <p>Concentrated Type A, B, C, D, E Element E28</p> <p>Concentration I, II, III, V 92</p> <p>Concentration III70</p> <p>Conception 132</p> <p>Concussion Mastery 123</p> <p>Concussion's Ways 42</p> <p>Condensation 84, 113, 133</p> <p>Conflagration 115</p> <p>Confuse III63</p> <p>Confusing Ways 131</p> <p>Confusion 78, 116, 129, 131, 123, IV60</p> <p>Conjure Plasma Elemental III84</p> <p>Conjuring Circle I, II, III, IV, V, VIII, IX Conjuring Ways III55</p> <p>Consecrate Grounds 128</p> <p>Consecration 128</p> <p>Constant 90, III55, III65</p> <p>Constructing Ways 140</p> <p>Consume III22</p> <p>Contact Other Plane 115</p> <p>Contingency 116</p> <p>Continuation I, II, III, IV, V, VI, VII, VIII, IX, X, Mastery E42</p> <p>Contraction 113</p> <p>Contractions 92</p> <p>Control Acid Mass IV71</p> <p>Control Animal I, II, III, V, X III66</p> <p>Control Chaos III47</p> <p>Control Chaotic Armor I, II, III, IV, V, VI III48</p> <p>Control Dark 1145</p> <p>Control Dead I, III, V, VII, X, True III46, III47</p> <p>Control Demon I, II, III, IV, V, VI 96, III55, III59</p> <p>Control Element I, II, III, True E40</p> <p>Control Elemental Guardian, Servant III85</p> <p>Control Fire E59</p> <p>Control Fires III71</p> <p>Control Flight I, II, III, IV, True III79</p> <p>Control I, II, III, IV, V 80</p> <p>Control Strong Elemental III85</p> <p>Control Type A, B, C, D, E Elemental E44</p> <p>Control Type A, B, C, D, E Elemental Gate E42, E43</p> <p>Control Undead I, II, III, IV, V, VI, VII, VIII, IX, True 61, III47</p> <p>Control Weak Elemental III85</p> <p>Controlling Song True 125</p> <p>Controlling Songs 125</p> <p>Converse I, II, III, V, VI, VII, X, True III46, III68, III69</p> <p>Convert III22</p> <p>Conveyance 76</p> <p>Conveyance True 76</p> <p>Conveying Ways III86</p> <p>Cookery III81</p> <p>Cooking Mastery III81</p> <p>Cool Solid 83, 112</p> <p>Corner Acid Bolt IV71</p> <p>Corner Darkfire Bolt III45</p> <p>Corner Fires 82</p> <p>Corner Lightning Bolt 83</p> <p>Corner Metal Bolt III83</p> <p>Cornering E50</p> <p>Cornering I, III 93</p> <p>Correlation 111</p> <p>Correlation True 111</p> <p>Correlations I, II, III, True III61</p> <p>Corridor 98, 121</p> <p>Corrode Leather, Magic, Metal, Stone, Wood IV71</p> <p>Corrosion E56</p> <p>Counterspell I, III, IV, V, VIII, XV, True IV70</p> <p>Counterspells IV78</p> <p>Courage 126</p> <p>Courage True 126</p> <p>Cracks Call 82, 94, 98, 112, 126, 133, 140, III53, III63</p> |
|---|---|--|

SPELL & SPELL LIST INDEX — C-D

Create Chaos III47
 Create III60
 Create Type A, B, C, D, E
 Elemental F62
 Create Undead
 I, II, III, IV, V, True 61
Creations 46
 Crime Lore: Object, Person, Place,
 Time, True III59
Crit Bonus I, II, III, IV, V E48
Critical Mastery E48
Critical Negation III24
Cross Window II70
Crucible I, II, III, IV 131
Crumble 112, 126
Cryptics True III63
Crystal Encasement IV74
Crystal Heart, Heart True,
 Tongue III66
Crystal Analysis, Bush, Detection,
 Flower, Infusion, Location,
 Location True, Nodules, Quest,
 Seed, Spawn, Vine III68
Crystal Blade True, Bolt, Bolt True,
 Charge Bolt, Charge Bolt True,
 Ears, Eyes, Might True, Plate,
 Repercussion, Repercussion True,
 Scales, Shot, Shot True, Sight,
 Skin, Strength True III70
Crystal Life, Portal True,
 Rift, Tree III69
Crystal Adder I, II, III, IV III66
Crystal Blade I, II III70
Crystal Magic III68
Crystal Mastery III70
Crystal Matrix I, II, III, IV, V III66
Crystal Might I, II III70
Crystal Portal I, II, III, IV, V,
 VI, VII, VIII III68, III69
Crystal Power III66
Crystal Rune Empathy III73
Crystal Rune I, II, III, IV, V,
 VI, VII, VIII, IX, X III73
Crystal Rune Link II, III, IV III73
Crystal Rune Mind III73
Crystal Rune Will III73
Crystal Rune Stone III72
Crystal Ship III78
Crystal Store I, II, III, IV, V III66
Crystal Strength I, II III70
Cultivation IV66
Cultivation True IV66
Cure Animal Disease IV66
Cure Plant Disease IV66
Current Command 134, III78
Curse Analysis 38, 121
Curse Craft I, II, III, IV, True II52
Curse of Back Spasm, Gab,
 Ravenous Hunger, Silence,
 Unquenchable Thirst II52
Curse of Dake, Shar Bu 60
Curse Tales 47
Curses 60
Curtain Wall III42
Curved Airwall 113
Curved Wall 38, 82
Curved Wall I, II E47
Curved Waterwall 112
Curvewall 121
Cut Repair
 I, III 43, 51, 92, 110, 122, 126
Cut Repair True 43, 122

D

Daily
 I, II, III, V, VII, X, True ... 90, II65
Damage Resistance 106
Dance III60, IV67
Dance Of Beguiling, Binding,
 Calming, Fear, Forgetting,
 Holding, Mastery, Panic,
 Slumber II76
Dance Of Fervor, Fervor True,
 High Communion II79
Dance Preparation II77, II78, II79
Dancing Weapon III57
Dancing Weapons 134
Dangersense 138
Dark 83
Dark Absolution 62, 138
Dark Blinding 62
Dark Channels 92
Dark Contacts 95
Dark Control 94, 123
Dark I, II II45
Dark Law II45
Dark Lore 62
Dark Lore I, II, III 47, 62
Dark Mastery II45
Dark Power Word II63
Dark Sleep, Stunning 62
Dark Summons 96
Dark Thoughts 60
Dark Wind IV74
Darkbolt I, II, III II45
Darken E55
Darkfire Bolt I, II, III II45
Darkness 59, 94, 107, 123
Darkness 94
Darkvision 75, 91, 94, 111,
 123, II45, II73
Darkvision True 91
Dash I II73
Dash II77
Daydream III75, IV67
Dead Spirit Binding I, II, III, IV,
 V, VI, VII, VIII, IX, True II44
Dead Spirit Mastery
 I, III, V, VII, X, True ... II46, II47
Deadly Dance I, II, III, V, True II77
Deadly Dances II77
Deafen 87
Death Analysis 76, 140, II60, III58
Death Blaze 74
Death Cloud 84
Death Mastery II44
Death Mastery II45
Death Power Word II63
Death Prayer 128
Death Quest 130
Death True II45
Death Ward II65
Death's Delving 76, 140, II60
Death's Memory 106
Death's Tale 50
Death's Tale True 50
Death's Vision
 I, II, III, IV, True II50, II51
Decipher Crystal Rune III73
Decipher Elemental Glyph E29
Decipher Glyph II64
Decipher Rune E31
Decipher Rune/Sigil II66
Decipher Symbol E32
Decipher Ward E33
Dedication 128

Deep Earth Commune III69
Deep Earth Empathy III69
Deep Earth Healing III66
Deep Elemental Forge E59
 Deep Inscription I, II, III III73
Deep Probe 140
Defender Rune 111
Deflect I, II, III, IV, True 108, 125
Deflections I, II, III 81, II72, II80
Deflections Organic 56
Dehumidify 97
Dehumidify True 97
Dehydrate 97
Delay I, II, III, IV, V, VI, VII,
 VIII, IX, X, Mastery, True E39
Delayed Spell Enhancement E39
Delving 106
Delving 76, 106, 121, E30,
 140, II60, III58
Delving Law 140
Delving Ways 76
Demon Familiar II59
Demon Form IV64, IV66
Demon Form True IV64, IV66
Demon Mastery
 I, II, III, IV, V, VI 96, II55, II59
Demon Mastery II59
Demon Shadow F56
Demon Summons True II58
Demon's Wings IV65
Demonic Assistant IV66
Demonic Gate I, II, III 49
Demonic Possession
 I, II, III, IV 97, 128
Demonic Shadows E55
Deoxygenation 99
Desalination 112
Desiccation 135
Destination Sail 135, III78
Destroyer 138
Detect Ambush 58
Detect Ambush True 58
Detect Blessing 62
Detect Channeling 38, 74, 109,
 E29, III45
Detect Chaos, Crime, Disguise,
 Drugs, Emotions, Evasions,
 Law, Lie, Motive, Poison III58
Detect Curse 38, 47, 60, 106,
 121, 127, II52
Detect Death 74
Detect Detections 74
Detect Dream State I III77
Detect Earthblood 111
Detect Elemental Energy E29
Detect Elemental Link IV57
Detect Enemies 130
Detect Entity 113
Detect Essence 38, 74, 109, E29, III45
Detect Evil 47, 74, 109, III45, III58
Detect Good 62, III58
Detect Hate 47, 62, 109
Detect Hex II52
Detect Illusion 85, 91, 111, 119, III58
Detect Illusion True 85, 111
Detect Invisible 38, 74, 85,
 91, 109, III58
Detect Life 38
Detect Main Link IV57
Detect Mechanism 140
Detect Mentalism 38, 74, 109,
 E29, III45
Detect Nether III85

Detect Plasma III84
Detect Portals III80
Detect Power 106, 127, 127, III45
Detect Sight II85
Detect Scrying II49
Detect Spell 38, 74, 109
Detect Traps 38, 74, 109, III80
Detect True 38, 74, 109
Detect Undead 38, 127
Detect Waiting II82
Detecting Ways 74
Detection Mastery 38
Detections 109
Detections Holy 62
Detective's Ear, Eye III58
Determine Fertility IV66
Devil Smoke F55
Diagnose Life Essence II86
Diagnosis 132
Dimension Lore I, II, III, True IV59
Diminish Chaos III47
Direction 64, 117
Direction True 64, 117
Disarm I, II 75
Discord Power Word II63
Disease 60
Disease Purification 39
Disease Resistance IV66
Disease Resistance I, II, III 39
Disguise IV56
Disguise Mastery III45
Disguise True IV56
Disillusion 85, 91, 111
Disillusion True 85, 111
Disintegration 94, 98
Disjunction 115, 127
Dismiss IV57
Dismiss Spirit Rune III65
Dismiss/Banish III64
Dismissal 128
Dispel Channeling,
 Essence, Mentalism, True 80
Dispel Magic 128
Dispell Power 127
Dispelling Ways 80
Dispersed Type A, B, C, D, E
 Element E28
Displacement
 I, II, III, IV, V 85, 107, 131, III44
Disrupt III60
Disruption 94, 99, II53
Disruption True 99
Dissociation 129, II71
Dissolve Chaos III47
Dissolve Normal, Strong,
 Weak Elemental E41
Distortions 98, 116, 131
Distractions 123
Dodging I, III, V, True 91
Dome Wall E47
Dominate Enemy 130
Doom Imprecation 136
Doom's Law II50
Door 133
Double Criticals E48
Doubt III64
Dragon's Eye III62
Dream Adaptation I, II, True III77
Dream Beast I, II, III, True III77
Dream Companion I, II III77
Dream Dance I, III II79
Dream Death III75
Dream Familiar I, II, III III77

SPELL & SPELL LIST INDEX — D-F

| | | | |
|---|--|---|---|
| <p>Dream Field III75</p> <p>Dream Field True III75</p> <p>Dream Gate III76</p> <p>Dream Gate True III76</p> <p>Dream Girl IV61</p> <p>Dream Guard I, II, III, IV, V, True III74</p> <p>Dream Guard III74</p> <p>Dream I, II, III, IV, V 50, 62, 63, 108, 121, E58, III69, III75</p> <p>Dream III63</p> <p>Dream Killer I, III, True III75</p> <p>Dream Law III75</p> <p>Dream Lock I, II, III, IV, True III74</p> <p>Dream Lore I, II, True III76</p> <p>Dream Lore III76</p> <p>Dream Mastery 63</p> <p>Dream Mastery True III77</p> <p>Dream Path III76</p> <p>Dream Pattern III77</p> <p>Dream Pattern True III77</p> <p>Dream Share I, V, True III76</p> <p>Dream Shifting III75</p> <p>Dream State I, II, III, True III77</p> <p>Dream State III77</p> <p>Dream Travel I, II, True III76</p> <p>Dream True III69</p> <p>Dream Unlock I, II, III, IV, True III74</p> <p>Dream Vision I, III, True III69</p> <p>Dream Vision III77</p> <p>Dreams True 62</p> <p>Drizzle Head E57</p> <p>Drought E56</p> <p>Drug/Poison Analysis III58</p> <p>Druid Symbol III9</p> <p>Druid's Peace III8</p> <p>Druidstaff III9</p> <p>Druidstaff True III9</p> <p>Dry Bathing E56</p> <p>Dull Blade IV69</p> <p>Dull Mind I, II, III, IV, V, VI, VIII, X 129</p> <p>Dun Candle III82</p> <p>Duplicate Other IV75</p> <p>Dust Devils E56</p> <p>Dust III60</p> <p>Dusting III79</p> <p>Dwelling Curse II III52</p> <p style="text-align: center;">E</p> <p>Ear Disruption 99</p> <p>Earth Analysis 140, III60</p> <p>Earth Calm III9</p> <p>Earth Elemental 121</p> <p>Earth Empathy 42</p> <p>Earth Law 82</p> <p>Earth Master III53</p> <p>Earth Mastery 82</p> <p>Earth Mastery III53</p> <p>Earth Mount I, II, III, True III86</p> <p>Earth Summons 112</p> <p>Earth to Dust 94, III53</p> <p>Earth to Mud III53</p> <p>Earth's Door 111</p> <p>Earth/Mud 82, 98</p> <p>Earth/Stone 82</p> <p>Earthalarm 112</p> <p>Earthbeast 112</p> <p>Earthblood Gather, Generation 112</p> <p>Earthblood's Awareness 112</p> <p>Earthblood's Ways 111</p> <p>Earthbones Empathy 121</p> | <p>Earthcalm 111</p> <p>Earthcloak 112</p> <p>Earthcommune 112</p> <p>Earthgate 112</p> <p>Earthgate True 112</p> <p>Earthguardians 112</p> <p>Earthjar 112</p> <p>Earthkeep 112</p> <p>Earthmight 112</p> <p>Earthpresence 111</p> <p>Earthsense 111</p> <p>Earthwall 38, 82, III53, III80</p> <p>Earthwall True 38, 82, III53</p> <p>Ecstasy IV61</p> <p>Edgerunning 93</p> <p>Eldritch Weapon III84</p> <p>Element Blade IV69</p> <p>Element Blade True IV69</p> <p>Element Lore Master E30</p> <p>Elemental Absorption E40</p> <p>Elemental Absorption I, II, III, True E40</p> <p>Elemental Area Attack Law E57</p> <p>Elemental Armor IV57</p> <p>Elemental Attack Enhancement E40</p> <p>Elemental Attack Law E58</p> <p>Elemental Banishment E41</p> <p>Elemental Chants E28</p> <p>Elemental Commune E58</p> <p>Elemental Conflagration IV58</p> <p>Elemental Continuation E42</p> <p>Elemental Control Analysis E30</p> <p>Elemental Detection E28</p> <p>Elemental Environment Anal. E30</p> <p>Elemental Familiar E44</p> <p>Elemental Fires E59</p> <p>Elemental Forge, Forge Mastery, Furnace E59</p> <p>Elemental Form IV57</p> <p>Elemental Form True IV57</p> <p>Elemental Gate IV57, IV58</p> <p>Elemental Gate True IV57, IV58</p> <p>Elemental Gates E42</p> <p>Elemental Glyph Analysis E30</p> <p>Elemental Glyphs E29</p> <p>Elemental Guardian E60</p> <p>Elemental Guardian E60</p> <p>Elemental Guardian True E60</p> <p>Elemental Healing E43</p> <p>Elemental Healing I, II, III, IV, True E43</p> <p>Elemental Item Law E60</p> <p>Elemental Language Analysis E30</p> <p>Elemental Link IV58</p> <p>Elemental Lore E30</p> <p>Elemental Master V, X, XV IV58</p> <p>Elemental Mastery E34, E35, E36, E37, E38, E39, E51, E52, E53, E54, E57, E58, E60, E61, E62, E63, III75</p> <p>Elemental Mastery E44</p> <p>Elemental Mastery True E57, E58, E60, E61, E62, E63</p> <p>Elemental Mobile Barrier Law E61</p> <p>Elemental Mold Mastery E45</p> <p>Elemental Molding E45</p> <p>Elemental Non-Mobile Barrier Law E61</p> <p>Elemental Pattern I, II, True E45</p> <p>Elemental Poison III57</p> <p>Elemental Pooling E45</p> <p>Elemental Power Analysis E30</p> <p>Elemental Protection Law E62</p> | <p>Elemental Rune Analysis E30</p> <p>Elemental Runes E31</p> <p>Elemental Sense Mastery E32</p> <p>Elemental Senses E31</p> <p>Elemental Servant III75</p> <p>Elemental Shields 76</p> <p>Elemental Spirit Binding E46</p> <p>Elemental Storm E56</p> <p>Elemental Summon II, V, X, XV IV58</p> <p>Elemental Summons IV58</p> <p>Elemental Summoning E62</p> <p>Elemental Summoning Law E63</p> <p>Elemental Summons III85</p> <p>Elemental Survival IV57</p> <p>Elemental Survival True IV57</p> <p>Elemental Symbol Analysis E30</p> <p>Elemental Symbols E32</p> <p>Elemental Travel IV57</p> <p>Elemental Travel IV57</p> <p>Elemental Travel True IV57</p> <p>Elemental Type A, B, C, D, E Sense I, II, III, IV E31, E32</p> <p>Elemental Wall Enhancement E47</p> <p>Elemental Ward Analysis E30</p> <p>Elemental Wards E33</p> <p>Elemental Ways III74</p> <p>Elemental Weapon True III57</p> <p>Elephantiasis 60</p> <p>Emote III63</p> <p>Emotions 116, 118, 132, III45</p> <p>Empathic Contact III24</p> <p>Empathy 88, 118, 117, III45</p> <p>Empathy Rune 110</p> <p>Empowerment I, II, III, IV, V IV69</p> <p>Enchant Earth I, II, III, IV, V, VI, VII, VIII III67</p> <p>Enchant I, II, III, IV, V, VI, VII, VIII, IX, X, XI, XII 131</p> <p>Enchant Wax III82</p> <p>Enchanted Rope 82, 140, III53</p> <p>Enchanting Law IV62</p> <p>Enchanting Ways 88</p> <p>Enemy Master 130</p> <p>Enemy Speech 130</p> <p>Enhance I, II, III IV61</p> <p>Enhance Attack I, II, III, IV, V E41</p> <p>Enhance Attack Intensity I, II, III, IV, V E41</p> <p>Enhance P-E Poisoning I, II, III, IV, V, VI, VII, VIII, IX, X E51</p> <p>Enhance P-E Poisoning Mastery E51</p> <p>Enhance Potency E50</p> <p>Enhanced Elemental Criticals E48</p> <p>Enhanced Elemental Duration E48</p> <p>Enhanced Elemental Potency E50</p> <p>Enhanced Elemental Radius E49</p> <p>Enhanced Elemental Ranging E49</p> <p>Enhanced Elemental Targeting E50</p> <p>Enhanced Proto-Elemental Poisoning E51</p> <p>Enhancement 55, IV75</p> <p>Enhancement True 55</p> <p>Enlarge 77, 132</p> <p>Enlarge Power Word III63</p> <p>Enlarge Self 77</p> <p>Enrich Soil IV66</p> <p>Enrich Soil True IV66</p> <p>Enrichment IV66</p> <p>Enrichment Mastery IV66</p> <p>Enshroud III84</p> <p>Entertain IV67</p> | <p>Entertain True IV67</p> <p>Enthrall Men III, X IV61</p> <p>Entity Mastery III3</p> <p>Epilepsy 60</p> <p>Erase Rune III65</p> <p>Erosions 98</p> <p>Escaping I, II, III, IV, V, VI, VII, True III59</p> <p>Escaping Ways III59</p> <p>Essence Analysis III58</p> <p>Essence Concentration Power Word III63</p> <p>Essence Hand 72</p> <p>Essence Imbedding 90</p> <p>Essence Resistance 40, 73, 110</p> <p>Essence Shield 40, 73, 110</p> <p>Essence Strike III46</p> <p>Essence's Perceptions 72</p> <p>Etched Rune 111</p> <p>Ethereal Arm IV66</p> <p>Ethereal Door, Room, Vision 114</p> <p>Ethereal Mastery 114</p> <p>Evaporation 97, 112, 132</p> <p>Evasions 91</p> <p>Evil Eye 125</p> <p>Evil Eye III51</p> <p>Evil Eye True 125</p> <p>Exact III22</p> <p>Excommunication 60</p> <p>Excommunication True 60</p> <p>Exorcism 128</p> <p>Exorcism III80</p> <p>Expansion E49</p> <p>Expel Chaos III47</p> <p>Extending Dance II, IV, V III77</p> <p>Extension 79, E48</p> <p>Extension II, III, IV 79</p> <p>Exterminate III79</p> <p>Extinguish Major, Minor 123</p> <p>Extra Limb IV65</p> <p>Extra Strong I, II, III, IV, V III55</p> <p>Eye & Ear Regeneration 44</p> <p>Eye Disruption 99</p> <p>Eye Spy IV65</p> <p>Eye Targeting IV74</p> <p>Eye/Ear Repair 110</p> <p style="text-align: center;">F</p> <p>Facade I, II, III, V 85, 107</p> <p>Facade 123, IV62</p> <p>Face Shifting 92, 113, 123, III78</p> <p>Face Shifting True 113, 132</p> <p>False Image 85</p> <p>False Scrying III49</p> <p>False Sight III85</p> <p>Familiar's Law 129</p> <p>Familiar 80, 96, 113, 129, III55, III58, III66, III71, III82</p> <p>Familiar II III71</p> <p>Familiar Spell Store 129</p> <p>Familiar True 129, III71</p> <p>Family Curse I, II, III, True III52</p> <p>Far Irongrip II, V, X IV68</p> <p>Far Mind Speech 118</p> <p>Far Sense I, II, III, IV, V, True III73</p> <p>Far Steelgrip II, V IV68</p> <p>Far Stonegrip II, V, X, XV IV68</p> <p>Far Tree Returning 137</p> <p>Far Voice 64</p> <p>Fargrip II, V, X, XV, XX IV68</p> <p>Fascination Dance III, V, VII, X, True III76</p> |
|---|--|---|---|

SPELL & SPELL LIST INDEX — F-H

| | | | |
|--|---|--|--|
| Fascination Dances II76 | Food Dehydration I33, III81 | Glamour I33, III60, IV61 | Greater Elemental Immolation, Protection, Resistance E38, E54, E62 |
| Fast Sprint 81, 115, II77 | Food Dehydration True III81 | Glamour I, II, III, V, X, True II53, IV62 | Greater Elemental Weapon E36, E52, E60, III57 |
| Fast Sprint I II72 | Food Finding 58, III78 | Glamours II53 | Greater Ethereal Gate I15 |
| Fast Swim I15 | Food Preparation III81 | Glare I, II, III, IV, V, VI II51 | Greater Fireblade I15 |
| Fatal Inversion I36 | Food Preservation I33, III81 | Glibness IV61 | Greater Hammer Strike III57 |
| Fear 116, 131 | Food Preservation True III81 | Glyph I, II, III, IV, V, VI, VII, VIII, IX, X II64 | Greater Holy Symbol I19 |
| Fear Ward II65 | Food Production I, II, III, V, True 46, III81 | Glyph Law II64 | Greater Noble Weapon III57 |
| Fear's Song I25 | Force Analysis I, II, III, IV, V, VI, VII, X 95, E44, II46, II55, II59 | Glyph/Unglyph I, II, III, IV, V, VI, VII, VIII, IX, X E29, E30 | Greater Plant Production 46 |
| Feel I17 | Force Analysis True II46 | Golden Candle III42 | Greater Poison Purification 39 |
| Feel Mirage I, II, III, V, True 87 | Force II62 | Golden Shillelegh I19 | Greater Poison Strike III46 |
| Feel Mirage II59 | Force Information I, II, III, IV, V, VI, VII, X 95, E44, II46, II55, II59 | Golden Slumbers 49 | Greater Serpents Strike III46 |
| Feel Scrying II49 | Force Information True II46 | Golem Spirit True I13 | Greater Server Elemental F38, E54, E63 |
| Feel Sight II85 | Force Rune I11 | Goodness: Lightblade III25 | Greater Skeletal Strike III46 |
| Feel Trigger II82 | Force Search I, II, III, IV, V, VI, VII, X 95, E44, II46, II55, II59 | Goodness: Repulsions III24 | Greater Spirit I13 |
| Feel True I17 | Force Search True II46 | Gorgon Eyes IV64 | Greater Strike III57 |
| Feel-Taste-Smell 87 | Forget 98 | Grand Tasad IV67 | Greater Sudden Light III72 |
| Feel/Presence Mirage IV62 | Forget I, X, True 129, III45 | Great Attention IV61 | Greater Warder Spirit I13 |
| Fencing Partner IV67 | Forget II63 | Great Aura III79 | Greater Whirling E38, E54 |
| Fertility Control I32 | Forgetting Song I25 | Great Command I, II, III, IV, V, VI, VII III63, III64 | Green Candle III82 |
| Fetal Rotation, Vision I32 | Form Master I13 | Great Commands III22 | Green Tongue 60 |
| Fiery Ways III71 | Foul Changes I IV64 | Great Control 63 | Grey Candle III82 |
| Final Curse III42 | Foul Changes II IV65 | Great Crack 98 | Grey Vision 60 |
| Finding 46, 64, 117, 119 | Foul Changes True IV64, IV66 | Great Cracks III84 | Growing Step, Whirl II78 |
| Finding True 46, 64, 117, 119 | Fracture Repair 92, I10 | Great Earth Elemental I21 | Guarded Sight III85 |
| Fine Touch II73 | Fracture Repair True 92 | Great Hammerstaff I19 | Guardian Attack I, II, III, IV, V, True I30 |
| Fire Analysis I40, II60 | Free Hand III24 | Great Leap 93 | Guardian Spirit II46 |
| Fire Armor 76, I15, III71 | Freeze 59 | Great Merge I14 | Guardian Ways I29 |
| Fire Armor Mastery III71 | Freeze Liquid 83 | Great Merge Wood III84 | Guardian's Spirit I13 |
| Fire Armor True III71 | Freeze Water 97, 112 | Great Merging Organic 40, 54, 57 | Guess 46, 50, 65, 108, II69, III59, III69 |
| Fire Ball 82, 115, II75, III71 | Freshen IV73 | Great Resistance True I36, I37, I39 | Guess I, II, III, IV, V, VI E58 |
| Fire Bolt 82, 133, II74, III71 | Friend Speech I18 | Great Shout I17 | Guess True E59 |
| Fire Bolt V III71 | Friendslayer 60 | Great Song I26 | Guilt 97, 130 |
| Fire Law 82 | Frost/Burn Relief I, II, III, IV, V, True 42, 53, 123 | Great Spider Shapechange IV63 | Guilt True I30 |
| Fire Mastery 82 | Frozen Time I36 | Great Spider Summons IV63 | Guises 85 |
| Fire Nerves 95, E57 | Fumble 116, 131 | Great Stoneheal I21 | |
| Fire Power Word II63 | Fumble Modification III24 | Great Transferral True 139 | |
| Fire Starting 46, 58 | Fury I30 | Greater Animal Production 46 | |
| Fire/Ice Blade II75 | Fuse Weapons IV69 | Greater Animal Restoration I18 | |
| Fireblade I15 | Future Visions I21 | Greater Death II45 | |
| Firestop I22 | | Greater Demon Summons II58 | |
| Firestorm 82, II75 | | Greater Demonic Contact 95, II55 | |
| First Strike Weapon III57 | | Greater Demonic Gate 80, 96, II55 | |
| Fit Enchanted Materials, Glass, Normal Metal, Wood 124 | | Greater Disease Purification 39 | |
| Flame II62 | | Greater Druidstaff I19 | |
| Flare 41, 65 | | Greater Earthmght I12 | |
| Flattening I31 | | Greater Elemental Area Attacks E51 | |
| Flesh Destruction 99 | | Greater Elemental Attacks E52 | |
| Flip I, III 91 | | Greater Elemental Items E52 | |
| Float II72, II75 | | Greater Elemental Mobile Barriers E53 | |
| Floater E56 | | Greater Elemental Non-Mobile Barriers E53 | |
| Floating Lungs E57 | | Greater Elemental Protection E54 | |
| Flood E56 | | Greater Elemental Summoning E54 | |
| Flow Stoppage I 92 | | Greater Elemental Armor, Shield E35, E52, E60 | |
| Flow Stoppage III I22 | | Greater Elemental Ball, Bolt, Cone E35, E52, E58 | |
| Flow Stoppage True 43, I22 | | Greater Elemental Beast, Being E39, E54, E63 | |
| Flowstop I, III, V 43 | | Greater Elemental Bond, Entangle, Touch E36, E53, E61 | |
| Fluid Destruction 97 | | Greater Elemental Circle, Enshroud, Wall E37, E53, E61 | |
| Fly 79, 114, II73, III44 | | Greater Elemental Cloud/Fog, Field, Storm E34, E51, E57 | |
| Fly I, II, III, IV II75 | | Greater Elemental Forge E59 | |
| Flying Disk I, II, III II86 | | | |
| Fog 84, 113, 133, II74 | | | |
| Fog Call 39 | | | |
| Fog of Darkness II45 | | | |
| Fog True I13, I33 | | | |
| Fogvision 91, I11 | | | |
| Fogvision True I11 | | | |
| Following E50 | | | |
| Following Acid IV71 | | | |
| Following Darkfire Bolt II45 | | | |
| Following Fires 82 | | | |
| Following Lightning Bolt 83 | | | |
| Following Metal Bolt II83 | | | |
| Food & Drink Analysis III58 | | | |

SPELL & SPELL LIST INDEX — H-L

Hearing Loss 60
 Heart Regeneration, Repair 44
Hearth Magic III81
 Heat Armor I15, III71
 Heat Inorganic I15
 Heat Metal I12
 Heat Resistance 48, 57, 106
 Heat Resistance True 106
 Heat Solid 82, 112, 133, III71
 Heat Stone I12
 Heatarmor 76
 Heaviness E56
 Hellfrost I37
 Hellgrounds I38
 Hellscape I37
 Hellsea I38
 Hellsky I38
 Hemophilia 60
 Herb Cleansing 55
 Herb Enhancement 46
 Herb Finding 55
 Herb Finding True 55
 Herb Lore 42, 55
 Herb Mastery 46, III81
Herb Mastery 55
 Herb Mastery II, III, V, X, True 55
 Herb Production 42, 55
 Herbal Research and Design I37
 Hesitation I17
 Hex II52
 Hidden Strike III57
 Hide Tracks I, II, V, X, XX, True 57
Hiding I31
 Hiding True I31
 High Intelligence 88
High Level Spells I36
 High Personality III25
 High Prayer 50, 63
Highriding II75
 History III63
 History True III63
 Hold III22
 Hold Kind 45, 78, 116, 118, II74, III45
 Hold Kind I, II II82
 Hold Man IV60
 Hold True 78
 Holding I30, III62
 Holding Song I25
 Holding Tale II62
 Holy Aura I, II, III, IV, V, True I26
 Holy Avenger III81
 Holy Avenger True III81
 Holy Bridge 49
 Holy Focus I26
 Holy Presence I32, IV61
 Holy Shout 49
 Holy Vestment I28
Holy Vision 63
Holy Warriors I26
 Holy Weaponry I26
 Holy/Unholy Water I28
 Homicide I28
 Homonculous I13
 Hopelight I38
 Horror I35
Houri's Change IV61
Household Magic III42, III79
 Hues 56, 59, 107, 120
 Hurl Weapon IV69
 Hurling 5, 25, 50 I14
 Hurling I, III 72, 114, 140

I

Ice Armor 76
 Ice Bolt 83, II74
 Ice III62
Ice Law 83
 Iced E55
 Icewall 38
 Icy Touch E56
 Identify Drug, Poison III80
 Identify Spirit II68
 Identify Spirit Runes III65
 Identify Spirit True II69
 Ignore III22
 Illusion II, III, IV, V, VII, X, True 86, 109, II53, II59, IV62
Illusion Law IV62
Illusion Mastery 86
Illusions I09
 Illusions II, III, V, VII, X 74
 Illusionsight I19
 Illusory Terrain I35
 Illusory Terrain True I36
 Image of Power III61
 Imbed I, II, III, IV, V, VI, VII, VIII, X, True 90, II65
 Imbed Symbol I, II, III, V, VI, VII, X I41
 Immobility Power Word II63
 Immolation I15, III71
 Impair I, III, V, X 95
 Impersonation Facade 85, I23, IV62
 Impersonation Voice 85, IV62
 Implant Thought I39
 Implosion 99
 Impossibility IV75
 Impotence IV60
 Impotence True IV60
 Imprecation I35
 Indictment I35, III42
Influences IV60
 Information Processing I39
 Inner Thoughts I18, 120
 Inner Wall 57
 Inner Wall I, II, III, V, True I11
Inner Walls 57
Inorganic Skills 89
 Insane III23
 Insanity Power Word II63
 Inscribe E31, E32, E33
 Inscribe Sign I41
 Inscribe True E31, E32, E33
 Insomnia I30
 Insomnia True I30
 Inspirations I, II, IV, V, VI, VII, VIII, IX, X, Mastery II82
Inspirations II82
 Instability I13
 Instant Herbal Cures 55
 Intensify Critical I, II, III, IV E48
 Intuition I, III, V, X, True 65
 Intuitions I, II, III, V, VII, X, True 50, 108, 121, II69, III59, III69
 Intuitive Dance I, III, V, X, True II79
 Invert III23
 Investiture I28
 Invisibility 77, 107, 131, III44, IV62
 Invisible III25

Invisible Ways 77
 Invisible Wielder III25
 Invocation I28
 Invoke III64
 Invulnerability I35, III25
 Irongrip IV68
 Ironsight 91, 119
 Item Analysis 106, III45
 Item Analysis I, II, III, V, VII, True 127
 Item Assessment 127
 Item Feel 106
 Item Lore 106, III45
Item Lore 127
 Item Vision 63, 106, 121
 Itemize I31

J

Jamming 75, III59, III80
 Jealousy IV60
 Jewel and Metal Assessment I27
 Joining 43, 44, 45, 51, 52, 53, 110, 122, 123, 124
 Joining True 43, 44, 45, 51, 52, 53, 122, 123, 124
 Joint Repair 45, 52, 123
 Joint Repair True 45, 52, 123
 Jolts I, III, V, X 98, 117
 Just War I28

K

Kill III60
 Killing Light III23
 Kingdom Come IV67
 Kiss of Agony, Amnesia, Blinding, Change, Coma, Death, Draining, Fire, Infancy, Linking, Pain, Paralysis, Slavery, Sleeping, Stunning, Torment, Weakness IV60
Kisses IV60
 Knives of Earth, Wood I34
 Knock III80
 Knowledge I, II, III, True IV59

L

Labor Control I32
 Lactation Control I32
 Landing 79, 93, 114, I24, II72, II75
 Landing True 93, 114
 Landscape Creation I37
 Language Lore 127, II61
 Language Master III63
 Large Animal Restoration I18
 Laugh IV67
 Law of Doom II50
 Laying On Hands I, II, III, IV, V, True II81
Laying On Hands II81
 Lead Metallur E57
 Leap I24
 Leaping 79, 114
 Leaping I, III 93
 Learn Language II, III, IV, V, True 127, II61, II62, III63
 Learning of Mins 60
 Leaving 79, 93, 115, III44
 Leaving I, II, III II75
 Leaving True 115, III44
 Leprosy 60

Lesser Animal Production 46
 Lesser Cloaking 55
 Lesser Construct Spirit I13
 Lesser Demon Summons II58
 Lesser Demonic Contact 95, II55
 Lesser Demonic Gate 80, 96, II55
 Lesser Druidstaff I19
Lesser Elemental Area Attacks E34
Lesser Elemental Attacks E34
Lesser Elemental Items E35
Lesser Elemental Mobile Barriers E36
Lesser Elemental Non-Mobile Barriers E37
Lesser Elemental Protection E37
Lesser Elemental Summoning E38
 Lesser Elemental Armor, Shield E35, E52, E60
 Lesser Elemental Ball, Bolt, Conc E35, E52, E58
 Lesser Elemental Beast, Being E38, E39, E54, E63
 Lesser Elemental Bond, Entangle, Touch E36, E53, E61
 Lesser Elemental Circle, Enshroud, Wall E37, E53, E61
 Lesser Elemental Cloud/Fog, Field, Storm E34, E51, E57
 Lesser Elemental Immolation, Protection, Resistance E38, E54, E62
 Lesser Elemental Weapon E35, E52, E60, III57
 Lesser Ethereal Gate I14
 Lesser Golem Spirit I13
 Lesser Hammer Strike III57
 Lesser Holy Symbol I19
Lesser Illusions 74
 Lesser Noble Weapon III57
 Lesser Plant Production 46
 Lesser Poison Strike III46
 Lesser Serpents Strike III46
 Lesser Server Elemental E38, E54, E63
 Lesser Skeletal Strike III46
 Lesser Spider Shapechange IV63
 Lesser Spider Summons IV63
 Lesser Strike III57
 Lesser Sudden Light III72
 Lesser Traps 58
 Lesser Waiting Gate 80
 Lesser Warder I13
 Lesser Wax Fruit III82
 Lesser Wispling E38, E54
 Leukemia 60
 Levitation 79, 93, 114, II73
 Lich I44
 Life Analysis 38
Life Essence Healing II86
 Life Force Drain I, II, III III46
 Life Lore 47
 Life Lore True 47
Life Mastery 50
 Life Power Word II63
 Life Typing 38
 Lifegiving 50
 Lifegiving True 50
 Lifekeeping 50, 122, 124
 Lifestealing I, II, IV, V, VI, VII, VIII, IX II44, II45
 Light 59, 65, 83, 107

SPELL & SPELL LIST INDEX — L-M

- Light Analysis 140, II60
 Light Control 86
 Light Control True 86
 Light Eruption 65, 107
 Light I, II, III, V, X, XX 41, 65, III72
Light Law 83
 Light Lore I, II, III 47
 Light Mastery 83
 Light Mirage 86
Light Molding 86
 Light Power Word II63
 Light Storm,
 Storm Mastery, True III72
Light's Way 41
 Light/Dark II74
 Light/Ignite III60
 Light/Sound Mirage 109, II59, IV62
 Lightarmor 76
 Lightning Armor 76
 Lightning Bolt 83, 86, II75
 Lightning Call 41
 Lightning Rod E57
 Like/Dislike III63
 Limb Death, Pain 99
 Limb Preservation 43, 44, 45, 122, 123
 Limb Regeneration 110
 Limb Running, Walking II84
 Limbrunning 40, 54, 57
 Limbwalking 40, 54, 57
 Limited Shifting III24
 Linguistics III, V, VII, IX, True III63
Linguistics III62
Liquid Alteration 132
 Liquid Analysis 76, E30, II60, III58
Liquid Manipulation 112
Liquid-Gas Skills 89
 Liquid-Water 132
 Listen 72
 Listen True 72
 Live Wood II84
Living Change 77
 Living Gauge 39
 Living Womb 132
 Local Anaesthesia 132
 Locate Access II49, II85
 Locate Bond II71
 Locate Elemental I, II, III, IV,
 V, VI, VII, VIII, True E29
 Locate Familiar 129
 Locate Major,
 Minor Crystal Locality III66
 Locate Metal II83
 Locate Window II70
 Locate Window True II70
 Locating III78
Locating Ways 46
 Location 38, 46, 64, 74, 109
 Location Analysis E30
 Location True 38, 46, 74
 Lock 75
 Lock Elemental Gate E42
 Lock Elemental Gate True E43
 Lock III60, III80
 Lock Joint 99
 Lock Mastery 75
 Lockbreak 112
 Locklore 75, 140, III59
Lofty Bridge 79
Lofty Movements 40
 Long Calm 45, 119
 Long Control 116
 Long Dive 114, 124
 Long Door 79, 115, III44
 Long Door I, II II75
 Long Ear, Eye 72, 119
 Long Fires 115
 Long Flight Rune 111
 Long Hiding True 139
 Long Mind Store 119
 Long Mind Typing 119
 Long Return Rune 111
 Long Sense 119
 Long Sense True 119
 Long Sleep 135
 Long Sleep Wax Fruit III42
 Long Truth 120
 Long Watch True 139
 Long Whisper 126
 Longjump I, II, III, IV II72, II73
 Look of Disfigure
 I, II, III, IV, V, True II51, II52
 Look of Terror
 I, II, III, True II51, II52
 Loosen Earth 82, 98, II53
 Lord Aging II45
 Lord Aim 72
 Lord Animal Bonding II71
 Lord Animal Control II66
 Lord Animal Master II66
 Lord Animal Summons II58
 Lord Animate Dead II44
 Lord Aura 65
 Lord Balance II73
 Lord Calm 45, 119
 Lord Changeling II48
 Lord Changeling Kind II48
 Lord Channels 49
 Lord Confusion 131
 Lord Control Dead II47
 Lord Control Undead II47
 Lord Counterspell IV70
 Lord Crystal Rune III73
 Lord Dead Spirit Binding II44
 Lord Dead Spirit Mastery II47
 Lord Dead Summons II67
 Lord Demon Summons II58
 Lord Dream 121
 Lord Dream Vision II69
 Lord Dreams 63
 Lord Druidstaff 119
 Lord Elemental Master IV58
 Lord Elemental Summon IV58
 Lord Enhance IV61
 Lord Fargrip IV68
 Lord Forget 129, III45
 Lord Glyph II64
 Lord Glyph/Unglyph E30
 Lord Guardian Attack 130
 Lord Herb Finding 55
 Lord Leaving 115
 Lord Lifestealing II45
 Lord Location 46, 64
 Lord Main Summon IV58
 Lord Master Undead II47
 Lord Monster Summons II58
 Lord Persuasion 119
 Lord Potion 89, II55, III42
 Lord Purify Elemental E43
 Lord Purify Spirit II68
 Lord Pyrokinesis II79
 Lord Research 47, 73, II66
 Lord Run II73
 Lord Rune 73, II66, III61
 Lord Rune Paper 88
 Lord Rune/Unrune E31
 Lord Sleep 78, II74
 Lord Spell Hold 78
 Lord Spell Trigger II82
 Lord Spelltrap IV70
 Lord Spirit Binding II69
Lord Spirit Rune III25
 Lord Spirit Rune III65
 Lord Spirit Summons II58, II67
 Lord Spirit Tongue II69
 Lord Summon IV56
 Lord Summons 49, 80
 Lord Symbol 47, III61
 Lord Symbol/Unsymbol E33
 Lord Teleport 79, II75
 Lord Unglyph II64
 Lord Unpresence 85
 Lord Voice 64
 Lord Waiting Glyph II64
 Lord Ward/Unward E33
 Lord Warding 132
Lore 47
 Lore Mastery 137
 Lore True 137
Lore's Master II60
Lores 127
 Lose III22
 Lost Experience 98
 Lost Experience I, II 129
 Love Spell IV61
 Love True IV61
 Lovesick Man IV60
 Love/Hate III64
 Low Intelligence 88
 Low Personality III24
 Lunacy III53
 Lung Repair 44
 Lycanthropy III23
 Lying 128
- M**
- Magic Basin 133
 Magic Cauldron I, II III81
 Magic Lock 75, III59, III80
 Magic Resistance 125
 Magic Targets IV67
 Magic Stone 121
 Magical Harden Wall I, II, True E47
 Magnetize E56
 Main Armor, Form, Form True,
 Gate, Gate True, Survival,
 Survival True, Travel,
 Travel True IV57
 Main Conflagration IV58
 Main Link IV58
 Main Summon II, V, X, XV IV58
 Major Allergy 60
 Major Blade Change IV69
 Major Body Switch IV66
 Major Duplication IV74
 Major Ear Repair 44, 53, 124
 Major Elemental Armor,
 Shield, Weapon E52, E60
 Major Elemental
 Ball, Bolt, Cone E52, E58
 Beast, Being E54, E63
 Major Elemental Bond, Circle,
 Enshroud, Entangle,
 Touch, Wall E53, E61
 Major Elemental Cloud/Fog,
 Field, Storm E51, E57
 Major Elemental Immolation,
 Protection, Resistance E54, E62
 Major Eye Repair 44, 53, 124
 Major Fracture Repair 45, 52, 123
 Major Fracture Repair True 45, 52, 123
 Major Golem Spirit 113
 Major Improbability IV74
 Major Malleable Body IV64
 Major Nerve Repair 53, 124
 Major Pain 98, 117
 Major Poison 89, 125, 1155
 Major Server Elemental E54, E63
 Major Spider Summons IV63
Major Spirit Rune III24
 Major Spirit Rune III65
 Major Traps 58
 Major Ultrasonics 87
 Major Vessel Repair 43
 Major Vessel Repair I, III 51
 Major Vibration IV72
 Major Web IV63
 Make Alloys 89, 140
 Make Eog 89
 Make Rod, Staff, Wand 88
 Make Steel 89, 140
 Make/Work 89
 Malaria 60
 Malleable Body IV64
Mana Fires 115
 Manipulate Chaos III47
 Mannish Distance, Mastery, Mastery
 True, Measure, Probe, Ruler,
 Scale, Volume, Volume True 140
 Mannish Scale 75
Mannish Ways 140
 Mark of Doom 115
 Marriage 128
 Mass Aim Untrue 81, II72
 Mass Air Wing II86
 Mass Analysis 76, 140, II60
 Mass Animal Calming 45, 118, 119
 Mass Aura 41
 Mass Balance 75
 Mass Bladeturn 81, II72
 Mass Blood Repair 43
 Mass Blur 85
 Mass Calm 45, 119
 Mass Cartilage Repair 45
 Mass Change 77
 Mass Clotting 43, 51
 Mass Coldarmor 76
 Mass Conflagration IV58
 Mass Confusion 98
 Mass Cut Repair 51
 Mass Dance IV67
 Mass Darkness 107
 Mass Daydreams IV67
 Mass Deafening 87
 Mass Death 130
 Mass Deflections 81, II72
 Mass Disguise IV56
 Mass Disruption 94
 Mass Distraction 131
 Mass Earth Mount II86
 Mass Earth to Dust 94
 Mass Earthgate 112
 Mass Enlarge 77
 Mass Facade I 85
 Mass Feel 117

SPELL & SPELL LIST INDEX — M

| | | |
|--|--|--|
| <p>Mass Fire Nerves 95</p> <p>Mass Flow Stoppage 43</p> <p>Mass Fly I37</p> <p>Mass Flying Disk II86</p> <p>Mass Gaslungs 75</p> <p>Mass Haste 81</p> <p>Mass Haste X I37</p> <p>Mass Heatarmor 76</p> <p>Mass Ignite I34</p> <p>Mass Invisibility 77</p> <p>Mass Laugh IV67</p> <p>Mass Leaving 79</p> <p>Mass Light 41</p> <p>Mass Lightarmor 76</p> <p>Mass Long Door 79</p> <p>Mass Major Fracture Repair 45</p> <p>Mass Merging 77</p> <p>Mass Mind Shock 98</p> <p>Mass Minor Fracture Repair 45</p> <p>Mass Misfeel 85</p> <p>Mass Muscle Repair 44, 52</p> <p>Mass Nerve Regeneration 53</p> <p>Mass Nerve Repair True 43</p> <p>Mass Nightvision 75</p> <p>Mass Pain 95, 98</p> <p>Mass Panic 130</p> <p>Mass Pleasure I, II, III IV67</p> <p>Mass Powder Stone 94</p> <p>Mass Production True 136</p> <p>Mass Quiet 41</p> <p>Mass Repair True 44</p> <p>Mass Repairs True 52</p> <p>Mass Run 81</p> <p>Mass Shatter Repair 45</p> <p>Mass Sigil II66</p> <p>Mass Sign 73, I41</p> <p>Mass Sign III62</p> <p>Mass Silence 87</p> <p>Mass Smell/Taste 87</p> <p>Mass Soundwalls 41, IV72</p> <p>Mass Speed 81</p> <p>Mass Summons 49, 80</p> <p>Mass Survival IV56</p> <p>Mass Teleport 79</p> <p>Mass Teleport True I37</p> <p>Mass Tendon Repair 44, 52</p> <p>Mass True Healing 42</p> <p>Mass Undisease 39</p> <p>Mass Unminding 98</p> <p>Mass Unpoison 39</p> <p>Mass Unseen 77</p> <p>Mass Utterlight 41</p> <p>Mass Vibrations 72</p> <p>Mass Vision 75</p> <p>Mass Water Production 46</p> <p>Mass Water Steed II86</p> <p>Mass Waterlungs 75</p> <p>Mass Watervision 75</p> <p>Mass Word 78</p> <p>Master Chaos III47</p> <p>Master Chaos True III47</p> <p>Master Chaotic Armor I, II, III, IV, V, VI III48</p> <p>Master Elemental Servant II85</p> <p>Master II 80</p> <p>Master of Kind 78, I16, II74</p> <p>Master of Kind I, II II82</p> <p>Master of Man IV60</p> <p>Master of Movement I14</p> <p>Master of Undead Mastery II47</p> <p>Master Strong Elemental II85</p> | <p>Master Type A, B, C, D, E Elemental E44</p> <p>Master Undead I, II, III, IV, V, VI, VII, VIII, IX II47</p> <p>Master Warding I32</p> <p>Master Weak Elemental II85</p> <p>Mastery 42, 55</p> <p>Material Transport I40</p> <p>Matter Disruption 94</p> <p>Measure 124</p> <p>Mechanism Analysis II60</p> <p>Meditation I, III, IV, V, VI II61</p> <p>Meditation II70</p> <p>Medium Animal Restoration I18</p> <p>Medium Intelligence 88</p> <p>Medium Personality III24</p> <p>Meld Wall 82, E47, II53</p> <p>Meld Wall True E47</p> <p>Meld Walls 38</p> <p>Melt Ice 98</p> <p>Memory's Path 46</p> <p>Mend Bast Metal, Cloth, Common Stone and Glass, Earth and Ceramics, Horn/Bone/Antler etc., Leather, Magic Cloth and Rope, Magic Earth and Ceramics, Magic Horn/Bone/etc., Magic Leather, Magic Metals, Magic Parchment/ Paper, Magic Stone and Glass, Magic Wood, Parchment and Paper, Precious Metal, Precious Stone, Rope, Semi-Precious Stone, String and Twine, Wood III83</p> <p>Mending Mastery III83</p> <p>Mending True III83</p> <p>Mending Ways III83</p> <p>Ment./Chan. Imbedding 90</p> <p>Mental Grasp I33</p> <p>Mentalism Analysis III58</p> <p>Mentalism Resistance 40, 73</p> <p>Mentalism Strike III46</p> <p>Mentalist Ear, Eye I11</p> <p>Mentalist Tongue I18</p> <p>Merge True I14</p> <p>Merge True Wood II84</p> <p>Merge With Mentalist I18</p> <p>Merge Wood II84</p> <p>Merging 77, I14, I31, III44</p> <p>Merging Dance II78</p> <p>Merging Organic 40, 54, 57</p> <p>Merging True Organic 40, 54, 57</p> <p>Metabolize Gas, Liquids, Solids I78</p> <p>Metabolize True I78</p> <p>Metal Analysis 76, II60, II83, III58</p> <p>Metal Bolt II83</p> <p>Metal Door I12</p> <p>Metal Edge I, III, V, True II83</p> <p>Metal Fires 82, I15, II83, III71</p> <p>Metal Fires True II83</p> <p>Metal Lore II83</p> <p>Metal Mastery II83</p> <p>Metal Mutation E56</p> <p>Metal Sensitive E57</p> <p>Metal Sight, Speech, Storm II83</p> <p>Metal Warper E57</p> <p>Metalsight I19</p> <p>Metalwall II83</p> <p>Metalwall True II83</p> <p>Metamorphose III55</p> <p>Metamorphosis True III55</p> <p>Microscopic Analysis III58</p> | <p>Midwifery I31</p> <p>Mind Attack I17</p> <p>Mind Blank I, III, V I29</p> <p>Mind Break 98, I16</p> <p>Mind Burn I39</p> <p>Mind Control I16</p> <p>Mind Control True I16</p> <p>Mind Death 98</p> <p>Mind Death I29</p> <p>Mind Death I, II, III, V, True I29</p> <p>Mind Destruction 98</p> <p>Mind Disease I30</p> <p>Mind Disease Cures 39</p> <p>Mind Disease Cures True 39</p> <p>Mind Disease True I30</p> <p>Mind Domination I28</p> <p>Mind Erosion I29</p> <p>Mind Erosion I, II, III, V, True I29</p> <p>Mind Invasion I28</p> <p>Mind Invention I28</p> <p>Mind Master I16</p> <p>Mind Mastery I11</p> <p>Mind Merge I18</p> <p>Mind Merge I18</p> <p>Mind Passage I35</p> <p>Mind Probe I18, I20</p> <p>Mind Resistance I10</p> <p>Mind Scan I18, I20, I30</p> <p>Mind Sense Molding 85</p> <p>Mind Shield 40, 73, I10</p> <p>Mind Shock 98</p> <p>Mind Shout 63, I17</p> <p>Mind Slave I28</p> <p>Mind Slave True I28</p> <p>Mind Speech 63, I18</p> <p>Mind Speech I18</p> <p>Mind Speech True 63</p> <p>Mind Store 64, I17, I19</p> <p>Mind Subversion I28</p> <p>Mind Switch I18</p> <p>Mind Switch True I18</p> <p>Mind Take I39</p> <p>Mind Tongue I18, I32, I23, IV62</p> <p>Mind Tongue I, II, III IV59</p> <p>Mind Tongue True I39</p> <p>Mind Typing 64, I17, I19, I20</p> <p>Mind Typing True I17</p> <p>Mind Visions I20</p> <p>Mind Voice 64</p> <p>Mind Voice True 64</p> <p>Mind Walk I39</p> <p>Mind's Door I15</p> <p>Mind's Door I15</p> <p>Mind's Door True I15</p> <p>Mind's Grip IV68</p> <p>Mind's Lore I, III, V I27, II61</p> <p>Mind's Lore True I27, II62</p> <p>Mind's Song I26</p> <p>Mind's Touch II74</p> <p>Minor Allergy 60</p> <p>Minor Body Switch IV65</p> <p>Minor Brain Repair 43, I24</p> <p>Minor Construct Spirit I13</p> <p>Minor Death II45</p> <p>Minor Death Rune I10</p> <p>Minor Druidstaff I19</p> <p>Minor Ear Repair 44, 53</p> <p>Minor Ear/Nose Repair I24</p> <p>Minor Elemental Armor, Shield, Weapon E36, E52, E60</p> <p>Minor Elemental Ball, Bolt, Cone E35, E52, E58</p> |
|--|--|--|

SPELL & SPELL LIST INDEX — M-P

| | | |
|---|---|--|
| <p>Moon Bath, Beam, Blind, Child, Drops, Eye, Glade, Glow, Lightning, Lite, Maddness, Maiden, Quake, Shade, Shine, Stone, Struck, Wort II54</p> <p>Mortal Form IV64, IV66</p> <p>Mortal Form True IV64</p> <p>Mote Form 124</p> <p>Mountain Heart I, II, III 125</p> <p>Movement 114</p> <p>Movement Enhancement II72</p> <p>Movement Mastery II73</p> <p>Moving Grip II, V, True IV68</p> <p>Moving Ways 57</p> <p>Mud/Earth 82</p> <p>Multi-burn I, III, V, VI, VII, VIII, X, True II54, II55</p> <p>Multi-Chant II, III, IV, V E28</p> <p>Multi-Circle II, III, IV, V, True II57, II63</p> <p>Multi-Glyph II, III, IV, V, VI, VII E30, II64</p> <p>Multi-Protection Circle II II63</p> <p>Multi-Rune II, III, IV, VI, VII E31</p> <p>Multi-Symbol II, III, IV, VI, VII E32, E33</p> <p>Multi-Task I, II, III, IV, V, VI, True E60</p> <p>Multi-tentacles IV66</p> <p>Multi-user complex 116</p> <p>Multi-Ward II, III, IV, VI, VII E33</p> <p>Multiple Bolt II, III, IV, V, VI, VII, Mastery E41</p> <p>Multiple Dose II55</p> <p>Multiple Doses 89</p> <p>Multiple Spell 116</p> <p>Multiple Spell True 116</p> <p>Multiple Strike II, III, IV, True III57</p> <p>Multiword II, III Power Word II63</p> <p>Murder III22</p> <p>Muscle Death 99</p> <p>Muscle Law 44</p> <p>Muscle Lore 44</p> <p>Muscle Mastery 122</p> <p>Muscle Regeneration 44, 52, 122</p> <p>Muscle Regeneration True 122</p> <p>Muscle Repair 52</p> <p>Muscle Repair I, III, True 44, 52, 122</p> <p>Muscle Transplant 122</p> <p>Muscle Ways 52</p> <p>Muscle/Tendon Lore 122</p> <p>Muscle/Tendon Repair 92, 110</p> <p>Muscle/Tendon Repair True 92</p> <p>Music II76</p> <p>Mustel III42</p> <p>Mute III22</p> <p>Mystic Escapes III44</p> <p>Mystical Armor, Armor True, Chain, Cloth, Leather, Plate III56</p> <p>Mystical Cage 134, III42</p> <p>Mystical Chains 134</p> <p>Mystical Change 132</p> <p style="text-align: center;">N</p> <p>Nasal Repair 44, 53</p> <p>Nature Speech III63</p> <p>Nature's Awareness 42, 56, 58</p> <p>Nature's Eye 56</p> <p>Nature's Form True 56</p> <p>Nature's Forms 59</p> <p>Nature's Guises 59</p> | <p>Nature's Law 42</p> <p>Nature's Lore 56</p> <p>Nature's Movement 54</p> <p>Nature's Protection 56</p> <p>Nature's Way 58</p> <p>Natures mastery II54</p> <p>Necromancy 61</p> <p>Negative Illusions IV75</p> <p>Nerve & Organ Mastery 124</p> <p>Nerve Impair I, II, III, IV, V, True II50</p> <p>Nerve Law 43</p> <p>Nerve Lore 43</p> <p>Nerve Regeneration 43, 124</p> <p>Nerve Regeneration True 139</p> <p>Nerve Repair 110</p> <p>Nerve Repair True 43, 53, 124</p> <p>Nerve Stun 116</p> <p>Nerve/Organ Lore 124</p> <p>Nether Armor, Ball, Bolt, Conflagration, Mass, Resistance, Sight III85</p> <p>Nether Summons I, II, III III85</p> <p>Nether Mastery III84</p> <p>Neurosis 97, 130</p> <p>Neutralize Curse 48, 127</p> <p>Neutralize Poison 92, 106, 125</p> <p>Neutralize Poison True 92, 106, 125</p> <p>Neutralize the Dark 137</p> <p>New Blood 51, 122</p> <p>New Gate 75</p> <p>New Tent 137</p> <p>Nexus Gate III84, III85</p> <p>Night Vision III58</p> <p>Nightmare I, II, III, IV, True II50, II51, III75</p> <p>Nightsight 119</p> <p>Nightvision 58, 75, 91, 94, 111, 123, II73</p> <p>Nightvision Curse 60</p> <p>Nightvision True 94, 111</p> <p>No Image E57</p> <p>No Sense 131</p> <p>No Sense 124</p> <p>No Sense III44</p> <p>No Shadows E55</p> <p>No Trace 124</p> <p>Noble Armor III56</p> <p>Noble Weapon True III57</p> <p>Noble Weapons III57</p> <p>Nodeguide 111</p> <p>Nodestore 111</p> <p>Nondetect 131, 123, IV62</p> <p>Normal Elemental Armor, Shield, Weapon E36, E52, E60</p> <p>Normal Elemental Ball, Bolt, Cone E35, E52, E58</p> <p>Normal Elemental Beast, Being F39, E54, E63</p> <p>Normal Elemental Bond, Entangle, Touch F36, E53, E61</p> <p>Normal Elemental Circle, Enshroud, Wall E37, E53, E61</p> <p>Normal Elemental Cloud/Fog, Field, Storm E34, E51, E57</p> <p>Normal Elemental Immolation, Protection, Resistance E38, E54, E62</p> <p>Normal Server Elemental E38, E54, E63</p> <p>Normal Wispling E38, E54</p> | <p>Nose Regeneration 44</p> <p>Numbing 116, 124</p> <p>Nutrient Conjures I, III, True 46</p> <p>Nutrient Conjures III81</p> <p style="text-align: center;">O</p> <p>Observation 111, III62</p> <p>Observation True 111</p> <p>Obsidian Wall II45</p> <p>Offer III23</p> <p>Oil Fires E59</p> <p>Omnipresent Name IV75</p> <p>Open Canal 132</p> <p>Open Prison 135, III42</p> <p>Open Window II70</p> <p>Open Window True II70</p> <p>Opening I, II 75</p> <p>Orange Candle III82</p> <p>Orate I, II, III, IV, True II62</p> <p>Ordination 128</p> <p>Organ Law 44</p> <p>Organ Lore 44</p> <p>Organ Preservation 124</p> <p>Organ Regeneration 44, 53, 110, 124</p> <p>Organ Regeneration True 139</p> <p>Organ Repair 44, 53, 124</p> <p>Organ Repair True 44</p> <p>Organ Transplant 44, 124</p> <p>Organ Ways 53</p> <p>Organic Skills 88</p> <p>Organic Weapons I, II, III, IV 119</p> <p>Organize Knowledge II61</p> <p>Origins .63, 106, 121, 127, III45, III59</p> <p>Origins True 63, 127, III45</p> <p>Outdoor Trap Detection 56, 58</p> <p>Outer Plane Law IV56</p> <p>Oxygenation 113, 133</p> <p style="text-align: center;">P</p> <p>Pain 95, III62</p> <p>Pain Power Word II63</p> <p>Pain Relief I, II, True 92, 110, 126</p> <p>Pang 95</p> <p>Panic 97, 130</p> <p>Panic's Song 125</p> <p>Parallel Reality 131</p> <p>Paralysis Cures 43, 53</p> <p>Paralysis Cures True 53</p> <p>Paralysis III62</p> <p>Paralyze I, III, V 117</p> <p>Paranoia 97, 130</p> <p>Paranoia True 130</p> <p>Parry Weapon III57</p> <p>Part Water 84</p> <p>Passage Origin 127, III63</p> <p>Passage Origin I, II II61</p> <p>Passing 77, 114, 132</p> <p>Passing Lore 58</p> <p>Passing Organic 54</p> <p>Passing True 114</p> <p>Past Hold 106, III45</p> <p>Past Store 121, II69, III59</p> <p>Past Truth 120</p> <p>Past Vision 106, III45</p> <p>Past Visions 121</p> <p>Past Visions I, II, III, IV, V II69</p> <p>Past Visions III45</p> <p>Path Control 122</p> <p>Path Mastery 58</p> <p>Path Tale 58</p> <p>Path True 58</p> <p>Path-Finding III78</p> <p>Pathfinding 46, 58</p> <p>Pathlore 58</p> <p>Paths True 46</p> <p>Peace III22</p> <p>Perceive Elemental Power I, II, III, IV, V, VI, VII, True E29</p> <p>Perceive Power 38, 74, 109</p> <p>Permanency 111</p> <p>Permanent 79, II65</p> <p>Permanent Change IV69</p> <p>Personal Elemental Curses E56</p> <p>Personality Slave True 139</p> <p>Persuasion 118</p> <p>Petrifaction 99</p> <p>Petrification True 121</p> <p>Petrify 121, III60</p> <p>Phantasm I, II, III, IV, V, VIII, X 74, 86, 109, II53, II59, IV62</p> <p>Phantasm True 86</p> <p>Phantasmal Reality 138</p> <p>Phantom Landing 124</p> <p>Phantom Movements 124</p> <p>Phantom Step 124</p> <p>Phantom's Face 123</p> <p>Phase Store 114</p> <p>Phasing 114</p> <p>Phobia 130</p> <p>Phrase 78</p> <p>Physical Conveyance 137</p> <p>Physical Enhancement 75</p> <p>Physical Erosion 95</p> <p>Pilgrimage 135</p> <p>Place Store 134</p> <p>Plague 60</p> <p>Planar Displacement 115</p> <p>Planar Link IV56</p> <p>Plane Scale IV56</p> <p>Plane Travel I, II IV56</p> <p>Plant Animation 54, II54</p> <p>Plant Animation True 137</p> <p>Plant Change True 117, 120</p> <p>Plant Control I, III, V 42, 54</p> <p>Plant Control True 54, II54</p> <p>Plant Control V II54</p> <p>Plant Facade 56, 59, 117, 120, II84</p> <p>Plant Form 56, 59, 117, 120, II84</p> <p>Plant Form True 56, 59, II84</p> <p>Plant Growth 54, 122, II54</p> <p>Plant Growth True 54</p> <p>Plant Location 54, II54</p> <p>Plant Lore 42, 54, II54, IV59</p> <p>Plant Mastery 54</p> <p>Plant Restore 122</p> <p>Plant Study 117</p> <p>Plant Tongues 42, 54, 58, 117, 122, II54</p> <p>Plantskin 122</p> <p>Plasma Mastery III84</p> <p>Plasma Armor, Ball, Bolt, Resistance III84</p> <p>Platform I, II, III, IV II75</p> <p>Pleasure I, II, III, IV IV67</p> <p>Pleasures IV67</p> <p>Pneumonia 60</p> <p>Poison Analysis 38, 124</p> <p>Poison Application I, II, III 124, 125</p> <p>Poison Injection IV63</p> <p>Poison Lore 47, 124</p> <p>Poison Mastery 124</p> <p>Poison Mist 125</p> <p>Poison Purification 39</p> |
|---|---|--|

SPELL & SPELL LIST INDEX — S

- Sensory Merge 111, 120
Sensory Merge True 120
Sensory Overload 116
Sentient Lore IV59
Serpents Strike III46
Servant Spirit III3
Shade 59, 83
Shadow 56, 59, 85, 107, 131, 114, 120, III44
Shadow Enchanter IV62
Shadow Forms 94
Shadow Mentalist I, II 107
Shadow Mystic 131
Shadowless E56
Shadows II45
Shape Stone III83
Shape Stone True III84
Shape Stone Tunnel III84
Shape-melt III23
Shapechanger I20
Shapechanger True I17
Shapechanger's Way I17
Shapechanging Ways I17
Shard Spirit I13
Sharp Eyes II73
Shatter 94, 98, 126, 133, III60
Shatter Metal III83
Shatter Repair 45, 52, 123
Shatter Repair True 52
Shatter Stone III84
Shelter Finding 58, III78
Shield 81, 108, III80, III56, III60
Shield Blow I, II, III, IV, True III56
Shield I, II II72
Shield Mastery 81
Shield Rune III10
Shield Severer III57
Shielding Ways III80
Shielding Ways Mastery III80
Shift III14
Shifting III13
Shifting 131
Shifting Defense IV64
Shifting Defense True IV64
Shifting Shadows E56
Shock A, B, C, D, E I17
Shock Bolt 41, 65, 83, 86, 107, II74
Shout of Calm I19
Shout of Calming 45
Shout of Command III64
Shout of Confusion 131, I23, III64
Shout of Panic 97, III64
Shout True I17
Shrink 77, 132
Shrink Power Word II63
Shrink Self 77
Shrinking Step II78
Shrinking Whirl II78
Side Vision III58
Sidevision 75, 91, 111, II73
Sight Bar, Displacement, Lore, Misdirection III85
Sight Guardian I, II, III, True III85
Sight Merge 120
Sight Trigger III82
Sight True I19
Sigil of Blinding, Death, Discord, Fear, Pain, Paralysis, Sleep, Stunning II66
Sigil/Runes Imbedding II65
Sign of Blinding, Fear, Paralysis, Sleep, Stunning 73
Significance 127, III45
Significance True 127
Signpost I15
Signs 85
Signs of Power III62
Signwatch III62
Silence 41, 87, 126, 131, III44, IV72
Silent Movement II72
Silent Moves 59, I20
Silent Song 126
Silent Tale II62
Silver Candle III82
Silver Druidstaff I19
Silver Tongue IV61
Singing Strike III57
Sink I34
Sink Sole E57
Skeletal Regeneration 123
Skeletal Regeneration True 52
Skeletal Strike III46
Skin Burn I, II, III, IV, True II50
Skin Death 99
Skull Repair 45, 52, 123
Skull Repair True 45, 52, 123
Sky Call 39
Slave III23
Slaying III25
Slaying Light III23
Slaying Song 125
Sleep 116, III22, III45, III62, III75
Sleep Power Word II63
Sleep Song 125
Sleep Song True 125
Sleep Tale II62
Sleep Tale True II62
Sleep True III75
Sleep V, VI, VII, X 78, II74
Sleep Ward II65
Sleepwalking II75
Slueth's Senses III58
Slumber III22
Slumber Mist I34
Sly Ears 75, 91, 111, II73, III45
Slyears III58
Small Animal Restoration I18
Smell Mirage 87
Smell Mirage True 87
Smell Trigger III82
Smell/Taste Mirage IV62
Smelling II73
Smelling Loss 60
Smoke III60
Smokeflash 123
Smoky Breathe E57
Snake Arms, Fingers, Hair IV64
Soft Structure Repair 122
Soft Structure Repair True 122
Solid Alteration 133
Solid Analysis E30, III58
Solid Destruction 98
Solid Destruction True 98
Solid Door 112, 133
Solid Door True 133
Solid Form III13
Solid Manipulation III12
Solid Tunnel 133
Solid Tunnel True 133
Solidity III60
Song II, III, V, True 126
Song of Coma, Mastery, Mastery True 125
Song Sounding, Law, Law True 126
Sonic Law IV72
Sonic Blade, Bolt, Prison, Slayer IV72
Sonic Voice E57
Soul Destruction 97
Soulfire III84
Sound Control 87, IV72
Sound Control 126
Sound Control True 87
Sound Mirage 87
Sound Molding 87
Sound Projection 126
Sound to Energy IV72
Sound to Matter IV72
Sound Trigger III82
Sound's Way 41
Sound/Light Mirage 74
Sounding 41, 76, 126
Soundmaster IV72
Soundwall I, V 41, IV72
Sowing IV66
Sowing True IV66
Spasm 95
Speak With MDE, LDE, DE, GDE, GRDE Spirit III69
Speech Analysis I, II, III III58
Speech I, II, III, True 41, 63, IV59
Speed III15
Speed Growth 42, 54, I22, III84
Speed Growth True I22, III84
Speed I, II, III, V, X, True 81, 91, 115
Speed/Slow Growth II54
Spell Analysis 76, E30, I40, III60
Spell Anticipation 65, 108, III59
Spell Anticipation True 108, 121
Spell Anticipations 121, II69
Spell Bending I, III, True 78
Spell Breaker I27
Spell Compression I31
Spell Coordination III16
Spell Defense 40
Spell Deflect I, II, III 108
Spell Dodge I, II 125
Spell Enhancement 79
Spell Hold I, III, V, X, True 78
Spell of Challenge IV74
Spell Reins 78
Spell Resistance 110
Spell Rune 111
Spell Shield II 40, 73, 110
Spell Shield True 40, 73, 110, III80
Spell Signature Feel 140
Spell Store 73, 78, 116, III66
Spell Trigger I, II, III, True III82
Spell Triggers III82
Spell Typing 109
Spell Wall 73
Spell Wall III80
Spelltrap I, III, V, X, XV, True IV70
Sphere of Force 136, III42
Spider Bolt, Climb, Control, Familiar, Mastery, Plague, Strength IV63
Spider Climb 124
Spider Legs IV65
Spike Stones I21
Spin 131
Spine IV65
Spine II, III IV66
Spirit Banishing II69
Spirit Banishing True II69
Spirit Binding I, II, III, V, VI, VII, X II68, II69
Spirit Exorcism III68
Spirit Healing I, II, III, IV, True III68
Spirit Healing III68
Spirit Mastery 78
Spirit Mastery 78
Spirit Mastery III68
Spirit of Anger, Awe, Calm, Discord, Fear, Friends, Grief, Happiness, Harmony II67
Spirit Rune of Might, Power, the Pale III65
Spirit Rune: Battle, Dance, Doom, Magic, Mastery, Summons, Vampire III25
Spirit Runes III24
Spirit Runes III64
Spirit Runes of Might III25
Spirit Runes of Power III25
Spirit Runes of the Pale III25
Spirit Shadow E57
Spirit Summoning II67
Spirit Summons I, II, III, V, VII, X, True III58, II67
Spirit Tongue True II69
Spirit Travel I, II, III, IV, True II70
Spirit-Metamorphosis III55
Spirit-Metamorphosis True III55
Spirit-Metamorphosis Typing III55
Sprain Limb 99
Sprain Repair 44, 52, 122
Spring Trap III80
Sprint 115, II77
Sprint I, III, V 81, II72
Stabilize Elemental I, II E43
Stabilize Power Circle II56
Stabilize Wall E47
Stagger III22
Star Lights, Paths III78
Star Merge 64
Star Voice 64
Star Voice True 64
Starfinding 64
Starfires 65
Starfires True 65
Starhand 65
Starlight 133
Starlights 65
Starpaths 63
Starsense 64
Staying 72, 114, 140
Staying I, II, III 114, II74
Steal III22
Stealing 128
Steelgrip IV68
Stench F55
Sterilization 57
Sterilize III79
Still Air 108
Stillness 124
Stone Analysis 76, III60, III83
Stone Bolt IV73
Stone Door 112, III84
Stone Door True III84
Stone Fires 82, 115, III71
Stone Lore 42, 106, IV59
Stone Lore III83
Stone Mastery 121
Stone Running, Sight, Speech III84
Stone to Earth III53
Stone Tunnel III84
Stone Tunnel True III84
Stone Walking III83

SPELL & SPELL LIST INDEX — S-T

| | | | | | | |
|-----------------------------------|--------------------------|--|---|-----------------------|---|---------------------------|
| Stone/Earth | 82, 98, II84 | Summons Elemental | Telepathy I, II, III, True | II74 | Traveller | II4, IV56 |
| Stone/Earth/Mud | 133 | Guardian, Servant | Teleport I, III, V, X, True | 79, II75 | Travelling Dance I, II, III, True | II77 |
| Stone/Mud | 82, II84 | Summons I, II, III, IV, V, VI, VII, | Teleport Beacon | IV73 | Travelling Dances | II77 |
| Stonegrip | IV68 | VIII, X, XV, True | Teleport Tracking | E51 | Tree Door | 54, 122 |
| Stoneheal | 121 | Summons MDE, LDE, DE, | Teleport Tracking True | E51 | Tree Door I, III, True | II84 |
| Stonemeld | 121 | GDE, GRDE Spirit | Temper | III64 | Tree Mastery | 122 |
| Stonemold | 121 | Summons Strong, | Temperance | E63 | Tree Restore | 122 |
| Stoncrunning | 40, 54, 57 | Weak Elemental | Temperance I, II, III, IV, | | Tree Returning | 54 |
| Stones Throw | 121 | Sunfire True | V, Mastery, True | E63 | Tremors | 82, 98, II53, II84 |
| Stonesight | 91, 119, II73 | Sunfires | Temperature Sphere | 48 | Triad Metal Bolt | II83 |
| Stonespeech | 42, 58, 121 | Sunvision | Tendon Lore | 44 | Triad Nether Bolt | III85 |
| Stonewalking | 40 | Superior Elemental Armor, | Tendon Regeneration | 44, 52, 122 | Triad of Acid | IV71 |
| Stonewall | 38, 82, 121, | Shield, Weapon | Tendon Regeneration True | 122 | Triad of Dark | II45 |
| | II53, II75, II80, II84 | Superior Elemental | Tendon Repair | 52 | Triad of Flame | 82 |
| Stonewall True | 38, 82, 121, | Ball, Bolt, Cone | Tendon Repair I, III, True .. | 44, 52, 122 | Triad of Ice | 83 |
| | II53, II75, II84 | Superior Elemental Beast, Being .. | Tentacles | IV66 | Triad of Plasma | III84 |
| Stop | III60 | Superior Elemental Bond, Circle, | Terror of the Abyss | III22 | Triad of Sonics | IV72 |
| Store Other's Spell | 116 | Enshroud, Entangle, | Text Analysis | 63 | Triad of Water | 84 |
| Store Scene | II59 | Touch, Wall | Text Analysis I, II, III, True | | Triple Criticals | E48 |
| Storing | 111, 132 | Superior Elemental | 76, E30, I40, II60, III58, III63 | | True Armor | 76 |
| Storm & Rain Prediction | 58 | Cloud/Fog, Field, Storm | The Call of the Wild | 133 | True Aura | 41, 107, II80 |
| Storm Call | 39, 84 | Superior Elemental Immolation, | The Ritual of Black Eternity | 135 | True Brewing | III81 |
| Storm Prediction | 39, 56, III78 | Protection, Resistance | Third Familiar | 129 | True Change | 77, 132, 123, IV62 |
| Straightening | III79 | Superior Server Elemental | Thought | III22 | True Charm | 78, 116, II74, |
| Stream Diversion | 132 | Surface Ways | Thought Steal | 118, 120, III45 | | III45, IV60 |
| Strength | 126 | Surgery | Thoughts | 118, 120, III45 | True Control | 137 |
| Strength II, III, IV | 92 | Survival | Thunderstaff | 119 | True Cookery | III81 |
| Strength Lecch Power Word | II63 | Survival True | Time Fix | 136 | True Duplication | IV74 |
| Strike | 87 | Suspicion | Time Freeze Power Word | II63 | True Eye Targeting | IV74 |
| Sirobes | E55 | Sustain Self | Time Movement | 137 | True Fargrip | IV68 |
| Study | 132, IV61, IV62 | Sustenance Purif. True | Time Returning | 65 | True Flight | 139 |
| Study Fires | E59 | Sustenance Purification | Time Trigger | II82 | True Form | 123, IV62 |
| Study Form | 120 | Sweaty Pores | Time's Bridge | 65 | True Geas | 116, III79 |
| Study | | Swim I, II, III | Time's Sense | III59 | True Glamour | 138 |
| I, II, III, V, True | 127, II61, III63 | Swimming | TK Enhancement | 140 | True Grip | IV68 |
| Study | 123, III45 | Swimming True | TK Enhancement True | 140 | True Healing | 42 |
| Stumbling | III62 | Swing I, III, V | Tongue Rot | 60 | True Hold | 45, 116, II8, III45, IV60 |
| Stun Cloud | 84, II74 | Symbol Analysis | Tongue Ties | IV65 | True Invisibility | 77, 107 |
| Stun | III22 | Symbol Extension | Torchfire | 115 | True Lock | 75 |
| Stun Power Word | II63 | Symbol I, II, III, V, VI, | Torment | 95, III62 | True Perception | 119 |
| Stun Relief | 42 | VII, VIII, IX, X | Total Deflect True | 138 | True Pleasure | IV67 |
| Stun Relief I, III, | | Symbol Imbedding | Total Muscle Regeneration | 52 | True Power I, II, III, IV, V | IV69 |
| V, True | 53, 92, 106, 123, 126 | Symbol True | Total Recall | 111 | True Quest | 78, II82 |
| Stun Song | 125 | Symbol/Unsymbol I, II, III, IV, V, VI, | Total Tendon Regeneration | 52 | True Rune | 137 |
| Stun Song True | 125 | VII, VIII, IX, X | Totem Familiar | II67 | True Sight | 119 |
| Stun Ward | II65 | Symbolic Ways | Touch | 91, 111, III58 | True Sleep | 116, III45 |
| Stunning | 49, III62 | Sympathy | Touch of Death, Paralyzation, | | True Voice | 64 |
| Stunning Tale | II62 | Sympathy True | Sleep, Subdual | II77 | True Ward | II65 |
| Subjugation | 97, 128 | | Touch of Pain I, II, III, IV, True .. | II77 | True Whirling Change | II78 |
| Submerge Self | 132, III45 | T | Touch of Disruption | 99 | True Youth | IV61 |
| Submerge Self True | 139 | Taint Resistance | Touch True | 91 | Truename | III23 |
| Substances I, II, True | III76 | I, II, III, V | Town Curse III | II52 | Truth | 120, III63 |
| Sudden Light | 41, 83, 86 | Tale Of Death, Fear, Forgetfulness, | Traceless Passing | 57 | Truth I, III, V, True | 120 |
| Sudden Light True | III72 | Mastery, Panic | Tracking | 58, 64, E50 | Tum Normal, Strong, | |
| Sudden Sound | 87, IV72 | Talon Fingers I, II, III, True | Tracking True | 58, E50 | Weak Elemental | E41 |
| Suddendark | II45 | Tangle Weed | Tracks Ahead | 58 | Turquoise Candle | III82 |
| Suggestion | 63, 78, 116, II62, II74, | Targeting I, II, III, IV, | Tracks Analysis | 58 | Type A, B, C, D, E | |
| | II82, III45, III79, IV60 | V, VI, VII, VIII, IX, X, True .. | Tracks | 117 | Elemental Analysis | E30 |
| Suicidal | | Tasad | Tracks Lore | 98 | Type A, B, C, D, E | |
| I, II, III, IV, V, VI, True | III53 | Taste | Traction | 53 | Elemental Communal | E59 |
| Suicide | 128, III23 | Taste Mirage | Trait Erosion I, II, III, V, True | 95 | Type A, B, C, D, E | |
| Summon I, V, X | IV56 | Taste Mirage True | Trait Subversion | | Elemental Commune | E58, E59 |
| Summon Dead I, III, V, | | Taste/Smell Mirage | I, II, III, V, X, True | 128 | Type A, B, C, D, E | |
| VII, X, True | II46, II47, II67 | Tasting | Trances | II70 | Elemental Fires | E59 |
| Summon Dead | II46 | Tear Cloud | Transfer Charm | IV61 | Type A, B, C, D, E | |
| Summon Faeries | 133 | Teledance I, II, IV, V, True | Transferral | 97, 128 | Elemental Gate | E42, E43 |
| Summon Mount | II82 | Teledance | Transferral True | 97, 128 | Type A, B, C, D, E | |
| Summon Spirits True | II67 | Telekinesis | Transferring Ways | 51 | Elemental Gate True | E43 |
| Summon Type A, B, C, D, E | | Telekinesis I, II, III, True | Transmutation | 112, 132, 133 | Type A, B, C, D, E | |
| Elemental | E62 | Telempathy | Transport | III62 | Elemental Guardian | E60 |
| Summons | 49 | Telepathy | Trap Mastery | 75 | | |
| | | Telepathy | Traplore | 75, 140, III59, III80 | | |

SPELL & SPELL LIST INDEX — U-Z

| | | | | |
|--|---|---|---|--|
| U | | Vengeance III64 | Ward Mastery II65 | Weave Tale II62 |
| Ugliness of Orn 60 | Ventriloquism 74, II53 | Ward/Unward I, II, III, IV, V, VI, VII, VIII, IX, X E33 | Weave Tale True II62 | Web Cocoon IV63 |
| Ulcer Curse 60 | Very High Intelligence 88 | Warding I, II, III, IV, V, VI, VII, VIII, IX, X II65 | Web Movement IV63 | Web True IV63 |
| Un-Ice 94 | Very High Personality III25 | Warding Law II65 | Weigh Decision I, II, III, True II61 | Weigh Portion I31 |
| Unbalance 98, 131 | Vessel I, II, III E46 | Warding True I32 | Wereword III22 | Whirl of Change, True Change II78 |
| Unbarring Ways 75 | Vestment of War I28 | Warding Ways I32 | Whirling Changes, Death, Gate, Gate True, Merge II77, II78 | Whirlpool 84, 112, 132 |
| Unchanneling 80 | Vibrations 72 | Wardrobe IV73 | Whirlwind 84, 113, 133, III78 | White Candle III82 |
| Unclotting 43, 51, 122 | Vibrations I, II, IV, True II78, II79 | Warm Air 113 | White Lore 47 | White Lore Mastery 47 |
| Uncurse 57 | Viper Jaw I, II, III, True IV64 | Warm Inorganic 115 | Willshape III25 | Wind Call III78 |
| Uncurse True 48, 127 | Vision 75, 111, II73 | Warm Metal 112 | Wind Drift 114 | Wind Law 84 |
| Undead Control True II47 | Vision Attack 116 | Warm Solid 82, 112, 133, III71 | Wind Mastery 39, 84, III78 | Wind of Flame 115 |
| Undead Mastery II47 | Vision Behind 65, 121, III59 | Warm Stone 112 | Wind Ride 124 | Winded E57 |
| Undead Mastery True II47 | Vision Behind True 121 | Warning III24 | Windrider 124 | Windrumming 40, 54, 93 |
| Underwater Breathing 56, 120 | Vision Control 116 | Warp Metal II83 | Windrumming True 40 | Windwalking 40, 54, 124 |
| Underwater Movement 114, 124 | Vision Defense II, III, IV II85 | Warp Metal True II83 | Wither III60 | Withering Hand 134 |
| Undisease 39, 57, III81 | Vision Guide 65, 121, II69, III59 | Warp Wood 119 | Wood Analysis, Shaping Mastery, Sight, Tongue II84 | Wood Control I, III, V, True II84 |
| Undoer 98, III80 | Vision Location 121, II69, III59 | Warp/Jam II60 | Wood Fires E59, III71 | Wood Shaping III84 |
| Undoer I, II, III, True 75, 98 | Vision Maze II85 | Watch 72, 119 | Woodfires 82, 133, 115 | Woodlight 91, 119, II73 |
| Undream III75 | Vision of Doom I, II, III, IV, True II50, II51 | Watch II 119 | Woodwall 38, III84 | Woodwall True 38, III84 |
| Unearth 82, 98, II53 | Vision of Misfortune I, II, III, IV, True II50, II51 | Watch True 72, 119 | Word of Calling, Discord, Sleep, Stunning 78 | Word of Command 63 |
| Unearth/Unstone III60 | Vision True 111 | Water Analysis 140 | Word of Death 78, 130 | Word of Fear 131 |
| Unencumbering III24 | Visions II69 | Water Bolt 84, 97, 112, 132, II74 | Word of Pain 78, 98 | Word of Panic 97 |
| Unessence 80 | Visions of Doom II50 | Water Bubble 112 | Word of Return 40 | Words of Power II63 |
| Unfloater E56 | Voice of Command 63 | Water Bubble True 112 | Work Cloth, Iron, Jewels, Magic Wood, Normal Metals, Organic, Organic True, Stone, Wood 88, 89, 140 | Work Alloy, Fog, Gas, Laen, Mithril 89 |
| Unfog 84, 99, 113, III78 | Voice of Summons 114 | Water Corridor 112, 132 | Work Alloys, Alloys III, Fog VI, Laen V, Mithril IV 140 | Work Liquid 89, II55 |
| Unfog True 113 | Vows/Oaths 128 | Water Corridor True 112, 132 | Work Liquids III80 | Work Steel I, II 89, 140 |
| Ungag III59 | W | Water Finding 58, III78 | Work Type A, B, C, D, E Element E45 | Work With Acids IV71 |
| Unglyph III, VI, X II64 | Waiting Acid IV71 | Water Law 84 | Wrath III22 | Wrath of Angels 130 |
| Unholy Gate 62 | Waiting Awareness 56, 58 | Water Mastery 84, 112 | | |
| Unlock Elemental Gate E42 | Waiting Darkness II45 | Water Production I, II, III, V, True 46, III81 | | |
| Unlock Elemental Gate True E43 | Waiting Firestorm 82 | Water Purification 58 | | |
| Unlock I, II, III, IV, V, True III59 | Waiting Flame 82, III71 | Water Steed I, II, III, True II86 | | |
| Unmentalism 80 | Waiting Gate 80 | Water Tunnel 132 | | |
| Unmetal 82, 98, II53, II83 | Waiting Glamour II, III II53, IV62 | Water Tunnel True 132 | | |
| Unmind III22 | Waiting Glyph II, IV, VII, X II64 | Water-Ice 83 | | |
| Unminding 98 | Waiting Illusion I, II, III, V, X 74, 86, 109, II53, II59, IV62 | Waterform 113 | | |
| Unnerving Eye I, IV, VII, X, True II51, II52 | Waiting Light 41, 83, III72 | Waterlungs 75, 92, 113, 123 | | |
| Unpain 92, 106, 126 | Waiting Phantasm I, II, III 74, 86, II53, II59, IV62 | Waterrunning 40, 54, 57 | | |
| Unpain True 92, 106 | Waiting Record II59 | Watersight 119 | | |
| Unparalysis 43 | Waiting Sonics IV72 | Watervision 75, 91, 111, 123, II73 | | |
| Unpoison 39, 57, III81 | Waiting Sound 126 | Watervision True 111 | | |
| Unpoison True IV63 | Waiting Speech 118 | Waterwalking 40, 54, 57 | | |
| Unpower 127 | Waiting Summons 49, 80 | Waterwall 38, 84, 112, 132 | | |
| Unpresence 85, 111, 131, 132, 123, III45, IV61, IV62 | Waiting Tongue 118 | Waterwall True 38, 84, 112, 132 | | |
| Unrain 97 | Waiting Voice 64 | Wave 112, 132 | | |
| Unseen 107, 131 | Waiting Watch 119 | Wax Doll, Lore, Mask, Working III82 | | |
| Unseen I, III, V, X 77 | Waiting Word 78 | Wax Magic III42, III82 | | |
| Unsouled Curse 97 | Waken Slowroots I22 | Wax-Shape III82 | | |
| Unstone 82, 98, II53, III84 | Waking Trance II70 | Way of the Navigator III78 | | |
| Unsymbol I, II, III, V, VII, X, True 47, 141 | Wall Flip 93 | Way of the Voice 63 | | |
| Untaint E43, II68 | Wall Mastery E47 | Weak Elemental 113 | | |
| Unward I, II, III, IV, V, VI, VII, VIII, IX 132 | Wall of Air, Earth, Stone, Water, Wood III80 | Weakening 75, III80 | | |
| Unwater 97 | Wall of Cold 83 | Weakness III62 | | |
| Uter Light III72 | Wall of Fire 82, 115 | Weapon Alteration 131 | | |
| Uterdark 83, 86, 94, 107, 123, III45, III75 | Wall of Force 38, III80 | Weapon I, II, III, IV 88 | | |
| Uterdark'sight 119 | Wall of Ice 83, 133, III80 | Weapon Alterations IV69 | | |
| Uterflight 83, 86, 107, II75 | Wall of Nether III85 | Weapon Burst IV69 | | |
| Uterlight I, V 41 | Wall of Plasma III84 | Weapon Rune I, II, III, IV 110, 111 | | |
| Uterlight Majesty 138 | Wall of Sonics IV72 | Weapon Turning Organic True 56 | | |
| | Wall of Thorns I22 | Weapon/Armor V 138 | | |
| | Wallrunning 93, 124 | Weapon/Armor/General VI, VII 138 | | |
| | Wallsight 119 | Weapons Grace III57 | | |
| | Wallwalking 93, 124 | Weather Mastery 39 | | |
| | Ward Analysis II60 | Weather Mastery True 136 | | |
| | Ward I, II, III, IV, V, VI, VII, VIII, IX 132 | Weather Prediction 39, 56, 58, III78 | | |
| | Ward 133 | Weather Prediction True 56 | | |
| | | Weather Ways 39 | | |
| | | Weathering E56 | | |